

ENR THE TOP 600

Overview p. 48 // Specialties Analysis p. 48 // Profitability p. 48 // New Contracts p. 48 // Market Analysis p. 49 // Volume p. 49
BIM Aid Dorvin D. Leis in Prefabrication p. 50 // Top 600 Dialogue p. 51 // Rosendin Electric Targets Young People p. 52 //
Top 50 Electrical Firms p. 55 // Top 50 Mechanical Firms p. 56 // Top 20 Masonry Firms p. 57 // Top 20 Concrete Firms p. 57 //
Top 20 Wall and Ceiling Firms p. 57 // Top 20 Utility Firms p. 57 // Top 20 Glazing and Curtain-Wall Firms p. 58 // Top 20 Painting
Firms p. 58 // Top 20 Excavation and Foundation Firms p. 58 // Top 20 Roofing Firms p. 58 // Top 20 Demolition and Wrecking
Firms p. 59 // Top 20 Asbestos-Abatement Firms p. 59 // Top 20 Sheet-Metal Firms p. 59 // Top 20 Steel Erection Firms p. 59 //
Top 20 Fire Protection and Sprinklers Firms p. 60 // Lithko Contracting's Tough Tilt-Up Job p. 60 // How To Read the Top
600 Tables p. 60 // The ENR Top 600 Specialty Contractors List p. 61 // Where To Find the Top 600 p. 77



AIMING FOR THE STARS

Safway Group erected the complex scaffolding that allowed the construction of the 105-ft atrium, which points to the North Star, for the new Air Force Academy Center for Character and Leadership Development.

NUMBER 6

PHOTO COURTESY OF SAFWAY GROUP HOLDING

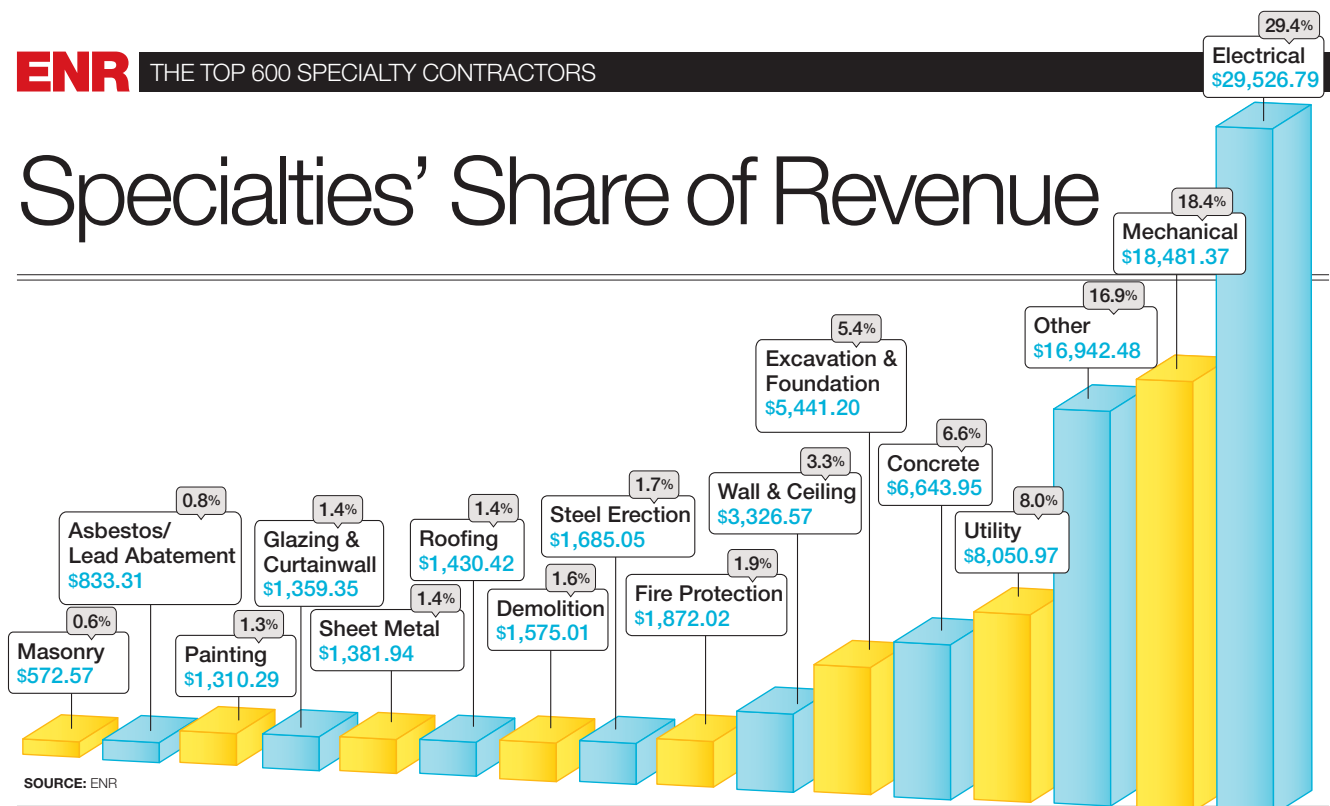
Markets, Trends Looking Up

Markets are growing, margins are up, and specialty contractors increasingly are being acknowledged as partners on projects By Gary J. Tulacz



29.4%
Electrical
\$29,526.79

Specialties' Share of Revenue



SOURCE: ENR

The Top 600 Specialty Contractors' Profitability



SOURCE: ENR

Loss in profits
Gain in profits
(Measured in firms reporting)

The Top 600 Specialty Contractors' New Contracts



2015
2016
(Measured in \$ millions)

The construction market has been growing steadily for the past six years, and, for large specialty contractors, things are looking up. But there are some clouds on the horizon, such as staff shortages in the field and in management and uncertainties about the upcoming presidential election. However, right now, specialty contractors have a lot to be pleased about.

The state of the market can be seen in the results of this year's ENR Top 600 Specialty Contractors list. As a group, the Top 600's revenue topped the \$100 billion mark for the first time. The Top 600 cleared revenue of \$100.43 billion, up 7.8%, in 2015 from \$93.20 billion in 2014. Further, many Top 600 leaders believe the recovery still has steam in it.

Most firms are continuing the success of 2015 into 2016. "I expect the market to grow 5% to 6% this year and perhaps a little less in 2017," says Anthony Guzzi, CEO of EMCOR Group. But he says that, despite a six-year recovery, "we are still not to where we were in 2007-08."

Guzzi says the slow-but-steady recovery has kept the market from overheating. "Unless there is a major macro event, any future downturn in this market should be a soft one," he says.

Many specialty contractors agree with Guzzi's assessment. A gradual increase in the market is helping contractors without posing the threat of over-



"I expect the market to grow 5% to 6% this year and perhaps a little less in 2017. ... Unless there is a major macro event, any future downturn in this market should be a soft one."

Anthony Guzzi, CEO, EMCOR Group

heating. "We aren't seeing activity as robust as before the recession, but there is steady opportunity, which we prefer. Huge booms eventually lead to huge declines," says Michael Cannon, CEO of KHS&S Contractors, East Coast.

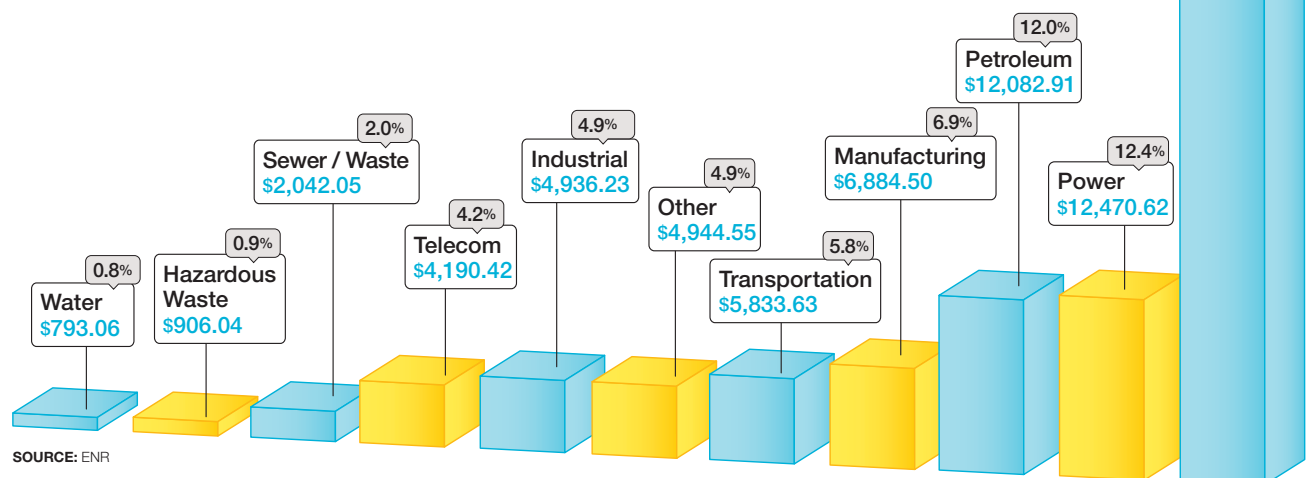
Company Moves

EMCOR, like many large specialty contractors, is not relying solely on the market to boost revenue. On April 15, the company announced that it had completed the acquisition of Ardent Services LLC and Rabalais Instrument and Electrical Constructors. "These acquisitions expose us more to the upstream and midstream oil-and-gas markets," says Guzzi. He notes that those markets currently are facing challenges, but he says the acquisitions are a good investment for when the petroleum market turns around.

Safway is another firm that has been on the acquisition trail. Acquiring Mobley in 2015, Safway integrated it into a unified brand, MobleySafway Solutions LLC. The acquisition "has allowed us to deliver the deepest bench in multiservices at the lowest cost throughout the Gulf region and beyond," says Bill Hayes, Safway Group CEO.

Safway also acquired American Platform & Scaffolding, based in Linthicum Heights, Md., effective Aug. 3, and Dalco Services Inc., based in

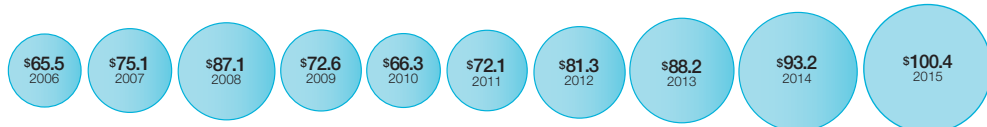
Markets' Share of Revenue



SOURCE: ENR

Comparing the Past Decade's Specialty-Contractor Revenue

Measured in \$ billions Source: ENR



Red Deer, Alberta, effective Aug. 24.

Another firm that made a major move this year is Limbach Facility Services. In July, Limbach went public after being owned by equity investors for the past few years. "Going public gives us the resources to grow not just organically but through acquisition," says Charlie Bacon, Limbach's president.

Bacon says the firm is looking not only to expand in its traditional mechanical contracting work but also is seeking acquisitions of electrical contracting capacity. He notes that Limbach already has an in-house team of mechanical-electrical-plumbing (MEP) engineers. "With the growth in design-build and design-assist work and owners' increasing interest in one-stop shopping for building services work, it makes sense for us to expand into electrical as well as mechanical work," he says. "We are seeing the rise of the super sub."

Election Fever

Many firms complain that there is some uncertainty in the market in the run-up to the 2016 presidential election in November. But Guzzi says the regulatory uncertainty that stalls projects is not so much from who may be elected as from the origin of the regulations. "Uncertainty is never good for owners, but when the policy changes are rooted in executive or-

503

Firms on the list that sent in a survey in 2015

70.2%

Firms that increased revenue in 2015 from 2014

29.4%

Firms that had lower revenue in 2015 from 2014

ders, rather than legislation, that raises the level of uncertainty," Guzzi says. Owners have time to prepare for the consequences of a new law, but not so much with an executive order, he says.


But state and local elections may have a more immediate impact on specialty contractors. "Given all the sound and fury about the 2016 presidential election, Americans could be forgiven for not realizing that there are state and local elections and ballot issues that will have a direct and, perhaps, more immediate impact on their lives," says E. Colette Nelson, chief advocacy officer for the American Subcontractors Association, Alexandria, Va.

Nelson points out that many regulations that impact construction subcontractors originate at state and local levels, such as licensing, registration, permitting, building codes and employee relations, as well as subcontractor-specific issues such as bidding procedures, mechanics liens, payment timing, retainage and risk allocation.

There are many issues facing subcontractors that are only now beginning to be addressed on a local level. "We are getting a lot of reports of payments being slow, but, surprisingly, many are from the owner side," Nelson says. The biggest issue is getting paid for change orders. She says owner demands for changes during construction, without resolving

Technology

Dorvin D. Leis Scopes It Out



Dorvin D. Leis Co. (No. 159) used BIM to map out the entire plan scope to a level of development specification of 450 on a seven-story, 160-unit hotel project, allowing it to prefabricate the entire plumbing system off site.

payment for the changes until after the change orders are executed, robs general contractors and subcontractors of needed leverage to get payment for the changes.

“I don’t know whether this is the result of inadequate design, management problems with owners or a calculated move to pressure contractors,” says Nelson. She notes that ASA is pushing for legislation to deal with this issue. “In 2016, we got laws passed in California, Maryland and the District of Columbia to require prompt payment for change orders.”

ASA also is looking at federal procurement regs to improve timely payments for change orders. ASA recently conducted a survey on the impact of change orders on federal subcontractors. It found that over 81% of subcontractors on federal projects had to wait more than 90 days for payment for added work from change orders. Further, almost 23% said they actually lost money as the result of change orders.

Another area of local legislation is greater transparency on payment issues for public projects. “The city of San Antonio now has a website that shows every disbursement by the city to all contractors, not just in the construction industry,” Nelson says. Now, every sub working on city projects knows exactly when the GC has been paid and can request payment immediately. The District of Columbia’s new pay-



“Americans can be forgiven for not realizing that there are state and local elections and ballot issues that will have a direct and, perhaps, more immediate impact on their lives.”

E. Colette Nelson, Chief Advocacy Officer, American Subcontractors Association

ment law has a similar transparency requirement, but there still needs to be implementing regulations and a website to give it effect, Nelson says.

Margin Call

Considering that it is an active market, some firms are wondering why margins are not rising faster. “We are concerned that, despite the large amount of work, margins remain low, given the growing risk profile. Working with trusted suppliers and clients helps us balance that risk,” says Jeff Heymann, director of sales and marketing for Benson Industries.

However, many specialty contractors say margins are back to reasonable levels now that work is plentiful. “Currently, it is a seller’s market for subcontractors, and this is rare. Due to the amount of work that is out there, capacity is constrained,” says Rob Strobel, CEO of Lithko Contracting. “Margins are improving as owners are looking for more quality and collaboration from their construction teams, rather than just focusing on price,” adds Ted Lynch, CEO of Southland Industries.

The aging of contractor owners is another factor affecting competition and margins. There are thousands of owner-operators in the construction industry who, approaching retirement age, are not as interested in vigorously competing for work as much as setting their firms up for sale. “Due to this, many of our competitors are not interested in growing but interested in harvesting equity and succession planning,” says Strobel.

Many firms are sticking to what they know best to ensure they maintain profitability. “In growth markets, it is easy to outrun your resources,” says Ken Harbour, CFO of Cleveland Group Inc. He says Cleveland uses a managed growth approach, focusing on good customers and “making sure we have the resources to remain viable.”

Another firm that is not jumping on the new construction bandwagon is CentiMark Corp. “Many contractors have shifted their focus from retrofit to new construction. CentiMark’s forte is and will continue to be reroofing and related services such as leak repair, preventative maintenance and emergency weather services,” says Timothy M. Dunlap, president.

Risk-shifting continues to be an issue among specialty contractors. “We have had to spend considerably more time reviewing and negotiating the terms and conditions of contracts to protect ourselves against that risk than we did a few years ago,” says Stephen Leis, president of Dorvin D. Leis Co.

Many GCs still are asking subcontractors to bid on documents, plans and specifications that are incom-

The Top 600 Dialogue

What are your strategies for succeeding in a growing but uncertain market?



TIM CHADWICK, CEO
MMC CORP.
Overland Park, Kan.



We've concentrated on building an even stronger culture to retain our top talent. We've found that satisfied and motivated employees often go above and beyond to build long-term relationships with clients.

What steps are you taking to mitigate present or future worker shortages?



DAVID MARTIN, FOURTH GENERATION
H.J. MARTIN AND SON INC.
Green Bay, Wis.



In 2015, we launched programs with two area technical colleges. We purchase materials and send one of our experienced installers into the classroom for one to two weeks on average. This exposes our company to students.



MICHAEL CANNON, CEO
KHS&S CONTRACTORS, EAST COA
Tampa, Fla.



Only seek out work where we have the strongest competitive advantage and offer the highest value. Since we are a large company, this means focusing on large projects with diverse scopes that smaller firms can't deliver on.



JAMES HATCH, VICE PRESIDENT
KOVACH BUILDING ENCLOSURES
Chandler, Ariz.



Exterior facade and glazing is unique, so we have to start early. We bring in students as interns as early as freshmen in college and start them at the ground level, taking the risk that they are worth the investment.



JOSEPH VENDETTI, VICE PRESIDENT
ENVIROCON INC.
Missoula, Mont.



Envirocon focuses on clients who value the same qualities we do, like safe work practices, and are looking for the best value—and not necessarily the lowest price—to complete their projects safely and on time and budget.



ROB STROBEL, CEO
LITKO CONTRACTING LLC
Liberty Township, Ohio



We are helping employees to grow within the company by utilizing methodical onboarding and development programs, including mentoring and feedback sessions. We are also cross-training the craftsmen with a diversity of skill sets.



JIM HAWK, EXECUTIVE VP
ROSENDIN ELECTRIC
San Jose, Calif.



We have always reviewed new project opportunities to make sure that we have the right resources. Now, these opportunities are analyzed with a more critical eye to make sure schedules match the capabilities of available personnel.



CLAYTON M. SCHARFF, CEO
SACHS ELECTRIC CO.
St. Louis



Our millennials (and all current generations) want the opportunity to grow into responsible roles quickly, and we plan to assist them by providing the guidance and the right tools to achieve this objective.



JOHN BONCHER, CEO
CUPERTINO ELECTRIC INC.
San Jose, Calif.



The size and speed of projects, coupled with strong contract language these days, means that risk is multiplied. You need to know every aspect of a project before you bid it because there is no room for error in this fast-moving market.



LORETTA ROSENMYER, CEO
INTREN INC.
Union, Ill.



We continue to work with unions to increase the apprenticeship programs. We also worked with utilities and other contractors to create the CONSTRUCT program in Chicago, which is focused on bringing a diverse workforce into the labor pool.

Staff Shortages

Rosendin on a Youth Kick



One of the biggest problems faced by specialty contractors is recruiting new people in the industry to address shortages in staff and the trades. "The industry has been strategizing for years on ways we can attract the younger generations to construction and has employed many well-thought-out initiatives to help in this regard," Jim Hawk, executive vice president of Rosendin Electric (No. 11). "Now, the industry is booming, and we see shortages in many important positions: electricians, supervisors, project managers, field engineers, etc."

Rosendin is one of many firms that are working hard to attract young people into the industry. Summer internships are being used by many specialty contractors to help students understand the nature of contracting and show them the value of a career in construction. "We brought in 22 interns [see photo, above] into our corporate office in San Jose for eight weeks this summer, the most we have ever employed," says Salina Brown, Rosendin's marketing and communications manager.

But a more interesting Rosendin program is happening in Arizona. "The Arizona Dept. of Education is moving forward with its STEM [science, technology, engineering and

mathematics] program to ensure student have quality jobs and stay in Arizona," Brown says. So, Rosendin is partnering with Aspen Technologies LLC, a Tempe-based low-voltage contractor and frequent joint-venture partner, to introduce high school students not just to career opportunities in the construction engineering field but also in the trades.

"We hosted a STEM day at Rosendin in May where we brought in students from Desert Hills [Gilbert, Ariz.] High School to show them what we do," says Kirk Busch, director of corporate development at Aspen Technologies. He says STEM programs generally try to steer students into college programs in the engineering and technology fields. "We are exposing them to work in the trades," he notes.

Busch says this program follows the lead of such state programs and Go Build Alabama, which exposes student to the opportunities of working in the construction trades. "Not all students are cut out for college. Here, we show them that working in the trades features the high-tech skills, such as BIM and design, they have been learning about. It's not just a blue-collar job. It can be a career," Busch says. Rosendin plans to expand these STEM student visits to a monthly event. ■

plete and nebulous, exposing the subs to unknown risk. Only a "minority of the GCs that we work with understand the value and importance of having a subcontractor that has the right information in order to properly execute the work," says James A. Graham, executive vice president of Winter Environmental.

Partnering Early On

The growing use and flexibility of platforms for building information modeling are changing specialty contractors' roles in the construction process. It also is forcing them to adapt to BIM platforms. "Design-assist is taking off," says Bacon. "The real value we can contribute is in the engineering phase." He says about 65% of Limbach's work now is in teams where it is invited early to assist in the design process.

The increasing use of design-assist and early entry of contractors in the construction process is being driven by owner demand for a more efficient, collaborative construction process. "Most owners of large projects are no longer accepting the project delivery process of the 1990s and early 2000s. They want collaborative teams that work from Day One to minimize waste and unpredictability," says Cannon of KHS&S.

This owner demand for a collaborative work atmosphere has required contractors to adapt to a BIM environment and forced software developers to meet this demand. "It is pretty clear that owners have been the driving force behind the development of BIM and project collaboration, forcing firms and software companies to adapt," says Lynch.

The increasing reliance on specialty contractors to contribute early in the construction process has many firms beefing up their in-house design capabilities. For example, Southland Industries has its own engineering staff. "The ability to do MEP engineering in-house allows us to get involved earlier in the process," says Lynch. He says it is logical to bring in the mechanical and electrical contractors early in the process to get the best results. But unlike Limbach, Lynch says Southland is not looking to expand into electrical contracting. "We have enough good partners among the electrical contracting community, so we are not looking to get into the electrical side," Lynch says.

E-J Electric Installation also has developed a substantial engineering group. "Our biggest advantage is that we have over 30 engineers on staff that we can bring in early to assist in designing the project," says J. Robert Mann, chairman. He notes that E-J is one of seven subcontractors, along with GC Turner Construction and the architect and lead engineer, which signed an integrated project delivery contract

on the ongoing capital program at Mount Sinai St. Luke's Hospital. "It's the first true [integrated project delivery] contract in New York City, and it is going great," Mann says.

Several large specialty contractors are especially enthusiastic about in integrated project delivery (IPD). "We are seeing greater levels of collaboration and less risk in true IPD projects," says Lynch. He says some owners try to emulate the benefits of IPD without the risk-reward provisions in the contract. "There is a big difference between true IPD projects and 'IPD-ish' projects. I don't think owners get the full benefits without a true IPD contract," he says.

BIM also is facilitating the use of prefabrication. "Being able to effectively build an entire project in 3D and 4D special design, compare installation details with other skilled trades on the job, then send your design to your fabrication shop for precise modular fabrication is changing the way projects get built," says Harbour of Cleveland Group. He says such jobs are done faster and, in the end, less costly than traditional plan-and-spec work.

Many specialty contractors have been using pre-



"Margins are improving as owners are looking for more quality and collaboration from their construction teams, rather than just focusing on price."

Ted Lynch, CEO, Southland Industries

fabrication for years, but the more effective and widespread use of BIM has accelerated this trend. "Though we've been prefabricating piping assemblies for many years, we're now working together more, co-locating and building complex building systems differently," says John Cannistraro, president of J.C. Cannistraro LLC. For example, on one IPD project, the firm prefabricated, pre-assembled and tested hospital headwall assemblies in tandem with the electrical contractor right from within Cannistraro's shop, he says.

Youth Movement

The overriding concern among Top 600 firms is the looming shortage of people in staff and trade positions. As part of the Top 600 survey, ENR for many years has been asking participants whether they have experienced shortages in the trades. This year, 60.6% of survey participants said they had experienced shortages, up from 57.4% last year and only 26.7% in 2012. These numbers will only increase if the current level of work available continues.

Further, increasing shortages are being found across the trades. Thirty-seven firms saw shortages

THE TOP 50 FIRMS IN ELECTRICAL					THE TOP 50 FIRMS IN ELECTRICAL				
RANK	RANK	FIRM	(\$ MIL.)	% CHANGE	RANK	RANK	FIRM	(\$ MIL.)	% CHANGE
2016	2015		2015 REV.	'14-'15	2016	2015		2015 REV.	'14-'15
1	1	QUANTA SERVICES INC.	4,937.2	-7	26	32	POWER DESIGN INC.	266.0	+12
2	2	EMCOR GROUP INC.	1,370.9	-43	27	26	MOTOR CITY ELECTRIC CO.	265.6	+2
3	3	ROSENDIN ELECTRIC	1,088.9	+6	28	35	SPRIG ELECTRIC	261.4	+28
4	4	MYR GROUP INC.	1,061.7	+12	29	34	MILLER ELECTRIC CO.	260.6	+21
5	6	CUPERTINO ELECTRIC INC.	763.2	-1	30	33	DAVIS H. ELLIOT CO.	251.9	+9
6	5	MMR GROUP INC.	705.0	-14	31	18	FISK	238.5	-27
7	7	M.C. DEAN INC.	626.8	+1	32	28	ARDENT SERVICES LLC	236.9	-7
8	10	FIVE STAR ELECTRIC CORP.	551.4	+1	33	39	INGLETT & STUBBS LLC	229.4	+41
9	11	BERGELECTRIC CORP.	507.6	+3	34	29	HATZEL & BUEHLER INC.	223.0	-8
10	8	MASTEC INC.	505.0	-16	35	25	SACHS ELECTRIC CO.	222.0	-18
11	15	HELIX ELECTRIC INC.	447.0	+18	36	37	COCHRAN INC.	217.3	+17
12	12	THE NEWTRON GROUP	440.0	+1	37	36	WALKER ENGINEERING INC.	205.5	+2
13	13	ALDRIDGE ELECTRIC INC.	427.0	+6	38	49	CSI ELECTRICAL CONTRACTORS INC.	191.2	+42
14	21	CONTI CORP.	426.5	+40	39	**	LAKE ERIE ELECTRIC COS.	180.0	+60
15	9	MDU CONSTRUCTION SERVICES GROUP INC.	426.2	-28	40	38	GAYLOR ELECTRIC	172.5	+0
16	16	FAITH TECHNOLOGIES INC.	425.9	+13	41	42	ROGERS ELECTRIC	166.3	+12
17	19	MORROW-MEADOWS CORP.	381.5	+17	42	48	THE STATE GROUP INC.	166.2	+23
18	23	HUNT ELECTRIC CORP.	357.3	+21	43	40	CLEVELAND ELECTRIC CO.	159.2	+3
19	20	REDWOOD ELECTRIC GROUP	350.0	+9	44	**	THE MORSE GROUP INC.	158.8	+35
20	31	CACHE VALLEY ELECTRIC CO.	341.5	+42	45	**	EGAN CO.	157.1	+30
21	**	ISC CONSTRUCTORS LLC	329.0	NA	46	47	TRI-CITY ELECTRIC CO. OF IOWA	155.2	+12
22	17	E-J ELECTRIC INSTALLATION CO.	313.0	-6	47	**	GUARANTEE ELECTRICAL CO.	148.0	NA
23	24	WAYNE J. GRIFFIN ELECTRIC INC.	303.8	+4	48	45	TRI-CITY ELECTRICAL CONTRACTORS INC.	147.6	+3
24	27	PARSONS ELECTRIC	272.9	+7	49	**	ALTERMAN INC.	147.0	+74
25	30	NEW RIVER ELECTRICAL CORP.	271.8	+12	50	**	PAYNECREST ELECTRIC INC.	143.0	+19

NA=NOT AVAILABLE. ** =NOT PREVIOUSLY RANKED.

of electricians in 2012; this year, 112 firms said electricians were in short supply. Over the past five years, the number of firms experiencing shortages of plumbers and pipefitters rose to 68 from 34, shortages in ironworkers rose to 41 from 19, carpenters to 59 from 17, equipment operators rose to 70 from 32, and laborers rose to 88 firms from 28.

This shortage has caused specialty contractors in a wide variety of trades to scramble to attract and retain people. "One economist, speaking to a group of construction professionals said it best. He said if someone is available, they are likely unhirable," says Steven Crawford, vice president of Superior Gunitite. He is seeing shortages in both the trades and professional staff, and the firm is seeking people from other professions and then training them.

Large contractors say they have an advantage in recruiting and retaining people. Jeff Long, CEO of Penhall Co., says, "Penhall works as hard to win the war for talent as it does the scramble for jobs. Scale affords us a number of advantages. Penhall can run better training and safety programs. We can offer superior benefits. Our employees get exposed to the



"Design-assist is taking off. The real value we can contribute is in the engineering phase."

Charlie Bacon,
CEO, Limbach
Holdings

newest equipment and techniques in the most diverse range of applications."

Many union specialty contractors say the unions are working hard to keep union-hall benches stocked. "We are seeing some shortage of electricians in specific geographic locations, but, in general, the International Brotherhood of Electrical Workers is doing a good job of recruiting and training electricians for the industry," says Clayton M. Scharff, CEO of Sachs Electric.

Staff shortages also are putting pressure on labor costs. "We do believe that there has been and will continue to be pressure on both labor and related burden rates," says Dunlap of CentiMark. The cost for quality workmanship and skilled roofing labor likely will continue to rise, and his firm is investing in production-related efficiencies to offset this increase in costs.

However, some union contractors say current collective bargaining agreements have provided some protection against anticipated skyrocketing labor costs. "Our labor cost will increase approximately 3% annually under the current five- to seven-

THE TOP 50 FIRMS IN MECHANICAL

RANK	RANK	FIRM	(\$ MIL.)	% CHANGE	RANK	RANK	FIRM	(\$ MIL.)	% CHANGE
2016	2015		2015 REV.	'14-'15	2016	2015		2015 REV.	'14-'15
1	1	EMCOR GROUP INC.	3,178.6	-12	26	**	RK MECHANICAL INC.	178.7	NA
2	2	COMFORT SYSTEMS USA	1,296.0	+12	27	28	E.M. DUGGAN INC.	175.7	+20
3	3	ACCO ENGINEERED SYSTEMS	722.1	+	28	27	THE COASTAL GROUP	154.3	+5
4	5	TDINDUSTRIES INC.	538.0	+24	29	49	KSW MECHANICAL	153.7	+65
5	6	MCKINSTRY	480.0	+14	30	**	MACDONALD MILLER FACILITY SOLUTIONS	153.0	NA
6	**	API GROUP INC.	465.3	NA	31	29	IVEY MECHANICAL CO.	152.3	+7
7	4	SOUTHLAND INDUSTRIES	421.4	-19	32	30	SAUER HOLDINGS INC.	151.2	+8
8	20	HARRIS COS.	407.7	+75	33	31	THE HILL GROUP	148.2	+7
9	13	TEAM INDUSTRIAL SERVICES	311.6	+12	34	24	MCCARL'S INC.	147.1	-20
10	19	CRITCHFIELD MECHANICAL INC.	307.0	+28	35	50	DORVIN D. LEIS CO. INC.	137.1	+54
11	10	WDF INC.	300.3	-5	36	**	UNIVERSITY MECHANICAL CONTRACTORS INC.	134.7	+82
12	12	LIMBACH FACILITY SERVICES	298.2	+7	37	35	WORTH AND CO. INC.	134.5	-2
13	11	THE BRANDT COS.	276.6	-10	38	32	MECHANICAL INC.	133.8	-3
14	14	MCKENNEY'S INC.	268.5	-2	39	36	A.O. REED & CO.	130.0	-4
15	9	JH KELLY LLC	253.0	-29	40	40	FRESH MEADOW MECHANICAL CORP.	122.5	+11
16	17	MMC CONTRACTORS INC.	240.5	-7	41	42	LETSOS CO.	118.7	+12
17	21	MURPHY CO. MECH. CONTRACTORS & ENGINEERS	233.7	+7	42	44	PACIFIC RIM MECHANICAL CONTRACTORS INC.	112.2	+12
18	41	AZCO INC.	232.6	+111	43	48	THE STATE GROUP INC.	110.8	+19
19	22	MURRAY CO.	232.2	+22	44	45	GRUNAU CO.	110.0	+14
20	15	APOLLO MECHANICAL CONTRACTORS	232.0	-15	45	39	J.F. AHERN CO.	107.6	-6
21	18	U.S. ENGINEERING CO.	220.0	-13	46	**	MTECH MECHANICAL	104.1	NA
22	**	TOTAL FACILITY SOLUTIONS INC.	204.7	NA	47	43	HERMANSON CO. LLP	103.6	+2
23	23	JOHN E. GREEN CO.	189.0	+0	48	**	FRANK M. BOOTH INC.	103.6	+113
24	8	HARDER MECHANICAL CONTRACTORS INC.	180.0	-52	49	38	SHAPIRO & DUNCAN INC.	98.8	-14
25	25	J.C. CANNISTRARO LLC	178.8	+15	50	**	WESTSIDE MECHANICAL GROUP	97.1	+13

NA=NOT AVAILABLE. **=NOT PREVIOUSLY RANKED.

THE TOP 20 FIRMS IN MASONRY

RANK	RANK	FIRM	(\$ MIL.)	% CHANGE
2016	2015		2015 REV.	'14-'15
1	1	MC GEE BROTHERS CO. INC.	82.9	-1
2	2	WESTERN CONSTRUCTION GROUP	71.9	+10
3	3	SUN VALLEY MASONRY INC.	61.7	+42
4	4	NORTHLAND CONCRETE & MASONRY CO. LLC	41.2	+10
5	**	SEEDORFF MASONRY INC.	35.7	NA
6	5	DEE BROWN INC.	35.4	+3
7	7	IMS MASONRY INC.	30.8	+30
8	11	OTTO BAUM CO. INC.	30.3	+53
9	**	WASCO INC.	29.0	NA
10	**	BRAZOS MASONRY INC.	28.0	NA
11	6	CA LINDMAN COS.	24.2	-19
12	14	BRODIE CONTRACTORS INC.	23.8	+46
13	9	JOHN SMITH MASONRY	21.7	+3
14	13	THE WITMER GROUP	20.6	+25
15	10	PYRAMID MASONRY CONTRACTORS INC.	17.2	-14
16	17	INTERNATIONAL CHIMNEY CORP.	16.9	+40
17	16	SHADROCK & WILLIAMS MASONRY LTD.	15.8	+6
18	**	NATIONAL RESTORATION SYSTEMS INC.	5.3	+31
19	**	EATHERTON MASONRY INC.	2.3	NA
20	**	PRO-POINT RESTORATION	1.4	NA

NA=NOT AVAILABLE. **=NOT PREVIOUSLY RANKED.

THE TOP 20 FIRMS IN CONCRETE

RANK	RANK	FIRM	(\$ MIL.)	% CHANGE
2016	2015		2015 REV.	'14-'15
1	1	BAKER CONCRETE CONSTRUCTION INC.	750.0	+3
2	2	BRAND ENERGY & INFRASTRUCTURE SERVICES INC.	535.1	-26
3	4	CECO CONSTRUCTION GROUP	497.7	+33
4	3	STRUCTURAL GROUP	402.0	+6
5	**	LITHKO CONTRACTING LLC	378.4	NA
6	**	KEYSTONE CONCRETE PLACEMENT	347.3	NA
7	7	LARGO CONCRETE INC.	314.5	+45
8	6	TAS COMMERCIAL CONCRETE CONSTRUCTION LLC	255.0	+8
9	15	BOMEL CONSTRUCTION CO. INC.	218.0	+76
10	8	SUNTEC CONCRETE	197.1	+6
11	10	CAPFORM INC.	191.6	+9
12	11	S & F CONCRETE CONTRACTORS INC.	175.0	+3
13	13	GATE PRECAST CO.	170.7	+16
14	12	OSBURN	157.8	+2
15	16	KENT COS.	150.7	+14
16	17	CONCRETE STRATEGIES	144.5	+31
17	19	PACIFIC STRUCTURES INC.	137.8	+35
18	**	CONCRETE VALUE CORP.	110.5	NA
19	18	MCHUGH CONCRETE CONSTRUCTION	106.7	+1
20	**	DONLEY'S	96.4	+44

NA=NOT AVAILABLE. **=NOT PREVIOUSLY RANKED.

THE TOP 20 FIRMS IN WALL AND CEILING

RANK	RANK	FIRM	(\$ MIL.)	% CHANGE
2016	2015		2015 REV.	'14-'15
1	1	PERFORMANCE CONTRACTING GROUP INC.	633.6	+11
2	2	KHS&S CONTRACTORS	294.5	+16
3	4	THE RAYMOND GROUP	188.3	+29
4	3	PRECISION WALLS INC.	184.0	+9
5	7	STANDARD DRYWALL INC.	169.2	+39
6	8	CALIFORNIA DRYWALL	164.3	+50
7	5	ACOUSTI ENGINEERING CO. OF FLORIDA	164.0	+19
8	6	BAKER TRIANGLE	133.3	+1
9	14	NEVELL GROUP INC.	123.3	+95
10	**	WPI	115.0	NA
11	9	NATIONAL CONSTRUCTION ENTERPRISES INC.	107.5	+3
12	10	F.L. CRANE & SONS INC.	96.9	+8
13	**	GMI INC.	80.7	NA
14	11	MIDWEST DRYWALL CO. INC.	65.6	-4
15	13	BAYSIDE INTERIORS INC.	62.7	-4
16	15	DALEY'S DRYWALL & TAPING INC.	61.2	+12
17	16	CENTRAL CEILINGS INC.	50.9	+21
18	12	GROUP BUILDERS INC.	50.0	-25
19	**	THORNE ASSOCIATES INC.	48.8	NA
20	17	TJ WIES CONTRACTING INC.	47.5	+14

NA=NOT AVAILABLE. **=NOT PREVIOUSLY RANKED.

THE TOP 20 FIRMS IN UTILITY

RANK	RANK	FIRM	(\$ MIL.)	% CHANGE
2016	2015		2015 REV.	'14-'15
1	1	QUANTA SERVICES INC.	2,635.2	+8
2	2	MASTEC INC.	1,557.1	-4
3	3	HENKELS & MCCOY INC.	1,281.4	+23
4	6	INTREN INC.	321.9	+30
5	5	MDU CONSTRUCTION SERVICES GROUP INC.	305.7	+5
6	4	TEAM FISHEL	301.8	-3
7	7	BOND BROTHERS INC.	209.3	+33
8	**	DANELLA COS. INC.	204.4	NA
9	9	W.A. CHESTER LLC	131.3	+22
10	8	W.A. RASIC CONSTRUCTION CO. INC.	123.0	+11
11	10	WEST VALLEY CONSTRUCTION CO. INC.	111.9	+17
12	11	NETWORK INFRASTRUCTURE INC.	108.9	+33
13	12	ALEX E. PARIS CONTRACTING CO. INC.	76.0	+12
14	**	BOUDREAU PIPELINE CORP.	63.3	NA
15	14	GAINES & CO.	57.9	+15
16	**	KIMMINS CONTRACTING CORP.	47.2	+73
17	**	K.R. SWERDFEGER CONSTRUCTION INC.	44.0	NA
18	**	JRCRUZ CORP.	42.4	NA
19	17	JOSLIN CONSTRUCTION	40.9	+40
20	16	VEIT & CO. INC.	37.3	+14

NA=NOT AVAILABLE. **=NOT PREVIOUSLY RANKED.

THE TOP 20 FIRMS IN GLAZING AND CURTAIN WALL

RANK	RANK	FIRM	(\$ MIL.)	% CHANGE
2016	2015		2015 REV.	'14-'15
1	2	HARMON INC.	245.9	+21
2	**	BENSON INDUSTRIES INC.	235.0	NA
3	3	W&W GLASS LLC	145.0	+45
4	**	ARCHITECTURAL GLASS & ALUMINUM CO. INC.	102.8	NA
5	**	PIONEER CLADDING & GLAZING SYSTEMS LLC	81.0	NA
6	10	CROWN CORR INC.	80.0	+184
7	4	KARAS & KARAS GLASS CO. INC.	66.8	-6
8	5	ARCHITECTURAL WALL SYSTEMS LLC	55.0	+5
9	8	TOWER GLASS INC.	39.7	+15
10	6	HALEY-GREER INC.	37.0	-20
11	9	AJAY GLASS CO.	34.5	+6
12	12	GIROUX GLASS INC.	32.7	+21
13	19	EGAN CO.	31.4	+112
14	18	KOVACH BUILDING ENCLOSURES	26.0	+63
15	14	R&R WINDOW CONTRACTORS INC.	25.1	+25
16	17	CRAWFORD TRACEY CORP.	22.7	+31
17	13	NATIONAL ENCLOSURE CO. LLC	20.0	-7
18	15	H.J. MARTIN AND SON INC.	17.3	-12
19	**	NYR FACADE CORP.	15.9	NA
20	11	A.C. DELLOVADE INC.	15.3	-46

NA=NOT AVAILABLE. **=NOT PREVIOUSLY RANKED.

THE TOP 20 FIRMS IN PAINTING

RANK	RANK	FIRM	(\$ MIL.)	% CHANGE
2016	2015		2015 REV.	'14-'15
1	3	SAFWAY GROUP	208.8	+31
2	1	BRAND ENERGY & INFRASTRUCTURE SERVICES INC.	208.1	-5
3	2	THE BROCK GROUP	180.2	-17
4	5	F.D. THOMAS INC.	75.6	+15
5	11	AVALOTIS CORP.	50.1	+35
6	9	SWANSON & YOUNGDALE INC.	48.6	+13
7	12	HARTMAN WALSH INDUSTRIAL SERVICES	40.2	+15
8	8	THOMAS INDUSTRIAL COATINGS INC.	39.1	-13
9	10	DUNKIN & BUSH INC.	38.3	-5
10	14	JERRY THOMPSON & SONS PAINTING INC	37.5	+9
11	15	ASCHER BROTHERS CO. INC.	36.3	+9
12	16	LONG PAINTING CO.	29.5	-1
13	18	GEORGE E MASKER INC.	28.6	+6
14	**	CERTIFIED COATINGS CO.	25.5	+5
15	**	BAKER PAINT AND CONTRACTING	25.1	+39
16	**	HARRISON CONTRACTING CO. INC.	23.8	+16
17	13	INTECH CONTRACTING LLC	23.0	-34
18	**	GRAYDAZE CONTRACTING INC.	21.9	NA
19	20	SPECIALTY FINISHES INC.	21.3	-14
20	**	THOMARIOS	21.1	-7

NA=NOT AVAILABLE. **=NOT PREVIOUSLY RANKED.

THE TOP 20 FIRMS IN EXCAVATION AND FOUNDATION

RANK	RANK	FIRM	(\$ MIL.)	% CHANGE
2016	2015		2015 REV.	'14-'15
1	1	HAYWARD BAKER INC., A KELLER CO.	558.1	-3
2	**	API GROUP INC.	460.4	NA
3	2	MASTEC INC.	378.7	-25
4	4	BERKEL & CO. CONTRACTORS INC.	297.4	+22
5	3	MALCOLM DRILLING CO. INC.	278.3	-7
6	5	BEAVER EXCAVATING CO.	187.8	-2
7	**	MANAFORT BROTHERS INC.	174.6	NA
8	6	VEIT & CO. INC.	160.2	+0
9	9	CASE FOUNDATION CO., A KELLER CO.	149.8	+21
10	11	GREAT LAKES ENVIRONMENTAL & INFRASTRUCTURE	149.2	+23
11	7	NICHOLSON CONSTRUCTION CO.	138.6	-2
12	**	REMEDIAL CONSTRUCTION SERVICES LP	137.3	NA
13	12	RYAN INC. CENTRAL	130.8	+9
14	10	MCKINNEY DRILLING CO., A KELLER CO.	124.0	+2
15	13	J. DERENZO CO.	123.2	+11
16	**	HJ FOUNDATION, A KELLER CO.	121.4	NA
17	15	CONDON-JOHNSON & ASSOCIATES	120.5	+21
18	14	PLATEAU EXCAVATION INC.	117.8	+10
19	19	DRILL TECH DRILLING & DRILLING SHORING INC.	105.6	+38
20	20	EDGERTON CONTRACTORS INC.	104.5	+44

NA=NOT AVAILABLE. **=NOT PREVIOUSLY RANKED.

THE TOP 20 FIRMS IN ROOFING

RANK	RANK	FIRM	(\$ MIL.)	% CHANGE
2016	2015		2015 REV.	'14-'15
1	1	CENTIMARK CORP.	513.9	+13
2	2	BAKER ROOFING CO.	202.4	+10
3	4	KALKREUTH ROOFING AND SHEET METAL	101.7	+5
4	7	SCHREIBER CORP.	65.0	+17
5	5	BIRDAIR INC.	63.0	-6
6	6	LATITE ROOFING AND SHEET METAL LLC	51.6	-9
7	11	DOUGLASS COLONY GROUP	50.6	+24
8	16	FLYNN GROUP OF COS.	49.9	+84
9	9	THE BULLDOG GROUP INC.	46.6	+9
10	10	KPOST CO.	37.9	-11
11	13	KING OF TEXAS ROOFING CO. LP	35.4	-9
12	19	ROOFING SOLUTIONS LLC	34.2	+40
13	14	ORNDORFF & SPAID INC.	33.4	+10
14	**	THE ROOF DEPOT INC.	29.0	NA
15	18	WAYNE'S ROOFING INC.	28.6	+15
16	**	COMMERCIAL ROOFERS INC.	24.0	+16
17	**	SUTTER ROOFING	21.7	NA
18	20	WESTERN CONSTRUCTION GROUP	18.0	-27
19	**	API GROUP INC.	17.1	NA
20	**	ROOFCARE	5.0	NA

NA=NOT AVAILABLE. **=NOT PREVIOUSLY RANKED.

THE TOP 20 FIRMS IN DEMOLITION AND WRECKING

RANK	RANK	FIRM	(\$ MIL.)	% CHANGE
2016	2015		2015 REV.	'14-'15
1	1	NORTHSTAR GROUP SERVICES INC.	319.6	+12
2	3	PENHALL CO.	202.2	+16
3	2	BRANDENBURG INDUSTRIAL SERVICE CO.	177.1	-17
4	4	D.H. GRIFFIN WRECKING CO. INC.	149.0	-3
5	5	MCM MANAGEMENT CORP.	100.0	-13
6	6	BIERLEIN COS. INC.	80.1	+1
7	8	JDC DEMOLITION CO. INC.	68.6	+20
8	7	INDEPENDENCE EXCAVATING INC.	45.8	-32
9	12	O'ROURKE WRECKING CO.	33.5	+9
10	13	MIDWEST STEEL CO. INC.	32.0	+10
11	**	NASDI LLC	31.1	NA
12	**	J. DERENZO CO.	30.8	NA
13	9	NORTH AMERICAN DISMANTLING CORP.	30.0	-12
14	11	MANAFORT BROTHERS INC.	28.4	-10
15	14	CHERRY COS.	26.6	-5
16	18	ENVIROCON INC.	24.6	+14
17	20	ROBINETTE DEMOLITION INC.	24.0	+16
18	15	VEIT & CO. INC.	22.0	-16
19	10	ERSI	21.5	-36
20	**	SIERRA PACIFIC WEST INC.	18.2	+60

NA=NOT AVAILABLE. **=NOT PREVIOUSLY RANKED.

THE TOP 20 FIRMS IN ASBESTOS ABATEMENT

RANK	RANK	FIRM	(\$ MIL.)	% CHANGE
2016	2015		2015 REV.	'14-'15
1	1	NORTHSTAR GROUP SERVICES INC.	280.5	+12
2	2	P.A.L. ENVIRONMENTAL SAFETY CORP.	104.4	+4
3	3	PERFORMANCE CONTRACTING GROUP INC.	44.5	-10
4	5	PRECISION ENVIRONMENTAL CO.	42.0	+10
5	15	ENVIRONMENTAL HOLDINGS GROUP LLC	38.5	+195
6	6	ARC ABATEMENT	36.9	+5
7	4	IREX CONTRACTING GROUP	34.0	-19
8	**	NASDI LLC	31.1	NA
9	7	THE BROCK GROUP	26.3	-9
10	8	PRISM RESPONSE INC.	25.4	+1
11	11	AMERICAN TECHNOLOGIES INC.	23.6	+42
12	10	MIDWEST SERVICE GROUP	20.6	+18
13	14	EARTH SERVICES & ABATEMENT INC.	20.1	+34
14	16	NEWROADS ENVIRONMENTAL SERVICES	20.0	+60
15	9	DEMOLITION & ASBESTOS REMOVAL INC.	18.9	-14
16	13	WINTER ENVIRONMENTAL, DIV. WINTER CONSTR. CO.	17.8	+15
17	12	ENVIRONMENTAL ASSURANCE CO. INC.	15.6	-6
18	**	INTERNATIONAL ASBESTOS REMOVAL INC.	13.9	NA
19	17	AAC CONTRACTING INC.	11.9	-1
20	18	SPRAY SYSTEMS ENVIRONMENTAL	11.1	-4

NA=NOT AVAILABLE. **=NOT PREVIOUSLY RANKED.

THE TOP 20 FIRMS IN SHEET METAL

RANK	RANK	FIRM	(\$ MIL.)	% CHANGE
2016	2015		2015 REV.	'14-'15
1	**	API GROUP INC.	191.00	NA
2	3	SUPERIOR AIR HANDLING	155.6	+142
3	**	SOUTHLAND INDUSTRIES	102.5	NA
4	1	THE HILL GROUP	88.4	-22
5	**	MACDONALD MILLER FACILITY SOLUTIONS	76.5	NA
6	**	MG MCGRATH INC.	71.0	+703
7	5	POYNTER SHEET METAL	60.3	+26
8	7	DEE CRAMER INC.	53.3	+48
9	8	MECHANICAL INC.	52.0	+50
10	2	CROWN CORR INC.	49.0	-26
11	9	BAKER GROUP	43.0	+25
12	18	KOVACH BUILDING ENCLOSURES	39.0	+175
13	4	A.C. DELLOVADE INC.	35.7	-32
14	6	B.T. MANCINI CO. INC.	33.1	-26
15	11	MMC CONTRACTORS INC.	32.8	+46
16	10	J.F. AHERN CO.	25.7	-2
17	12	DOUGLASS COLONY GROUP	24.9	+24
18	15	FLYNN GROUP OF COS.	22.8	+25
19	**	VIDIMOS INC.	20.4	NA
20	**	ERNEST D. MENOLD INC.	16.1	NA

NA=NOT AVAILABLE. **=NOT PREVIOUSLY RANKED.

THE TOP 20 FIRMS IN STEEL ERECTION

RANK	RANK	FIRM	(\$ MIL.)	% CHANGE
2016	2015		2015 REV.	'14-'15
1	1	SCHUFF STEEL	470.8	-11
2	2	MIDWEST STEEL	130.8	-9
3	8	SME STEEL CONTRACTORS	98.5	+79
4	5	BUCKNER COS.	93.8	+18
5	11	DANNY'S CONSTRUCTION CO. LLC	78.0	+94
6	6	BASDEN STEEL CORP.	75.2	+0
7	3	NATIONAL STEEL CITY LLC	73.1	-25
8	7	SURE STEEL INC.	56.1	-19
9	**	WASHINGTON IRON WORKS	51.3	NA
10	9	LPR CONSTRUCTION	48.4	+4
11	10	AREA ERECTORS INC.	44.7	+7
12	4	THE WILLIAMS GROUP	42.2	-55
13	16	ASSOCIATED CONSTRUCTION & ENGINEERING INC.	39.6	+18
14	18	CSE INC.	39.5	+34
15	17	SUPERIOR RIGGING & ERECTING CO. INC.	38.8	+23
16	15	SOWLES CO.	32.9	-3
17	**	DUNN BUILDING CO. LLC	27.3	NA
18	14	PITTSBURG TANK & TOWER GROUP INC.	25.2	-28
19	**	APEX STEEL INC.	24.8	NA
20	19	CENTURY STEEL ERECTORS CO. LP	24.4	-11

NA=NOT AVAILABLE. **=NOT PREVIOUSLY RANKED.

THE TOP 20 FIRMS IN FIRE PROTECTION AND SPRINKLERS

RANK 2016	RANK 2015*	FIRM	(\$ MIL.) 2015 REV.	% CHANGE '14-'15*
1	**	API GROUP INC.	1,023.6	NA
2	1	EMCOR GROUP INC.	268.8	-30
3	3	J.F. AHERN CO.	100.6	+3
4	**	CENTURY FIRE PROTECTION LLC	92.4	NA
5	4	WAYNE AUTOMATIC FIRE SPRINKLERS INC.	77.9	+8
6	**	AMERICAN DIRECT PROCURMENT INC.	40.7	NA
7	6	MDU CONSTRUCTION SERVICES GROUP INC.	27.8	+24
8	5	J.C. CANNISTRARO LLC	26.7	-0.3
9	10	APS FIRE CO.	26.5	+69
10	**	THE HILL GROUP	23.4	NA
11	8	WDF INC.	23.4	+16
12	7	JOHN E. GREEN CO.	21.0	+0
13	**	PITTSBURG TANK & TOWER GROUP INC.	20.2	NA
14	9	HAMPSHIRE FIRE PROTECTION	20.1	+15
15	11	ARDEN BUILDING COS. LLC	13.2	+5
16	13	GREAT LAKES PLUMBING & HEATING CO.	12.5	+18
17	12	AMERICAN FIRE TECHNOLOGIES	12.0	+4
18	**	SOUTHLAND INDUSTRIES	11.4	NA
19	18	CONTI CORP.	9.4	+185
20	15	WYATT INC.	8.0	+11

* NA=NOT AVAILABLE. ** =NOT PREVIOUSLY RANKED.

Concrete

Lithko: Gonna Fly Now



Lithko Contracting LLC (No. 42) did all the concrete work, including a base that was 50% below grade as well as 58-ft-tall towers at each end of the tilt-up concrete structure, for the i-Fly Indoor Skydiving Facility in Overland Park, Kan.

year union agreements already in place,” says Leis.

Many executives are fighting to connect with young people. “As a country, we press hard to have every person graduate from high school and go to college, as if there is no other path. We need to get much better as an industry in making the construction business attractive and letting young people know it is a great career to have,” says Dan Briscoe, executive vice president of Apollo Mechanical Contractors.

“There is a significant misperception in our society that every young person must go to college to have a successful, rewarding career. We are making a con-

On the Web

For expanded content on ENR's Top Lists, see ENR.com/toplists.

certed effort to encourage interest in the trades and offer in-house training and advancement,” echoes Terrence Kerner, president of Atlantic Constructors Inc.

The business of being a specialty contractor has been changing rapidly over the past few years, and there is no sign these changes will slow down. “There is a quote that I read recently that states, ‘If you don’t like change, you’re going to like irrelevance even less,’” says James Hatch, vice president of procurement for Kovach Building Enclosures. Specialty contractors are going to have to adapt to this changing environment, or face a bleak future. ■

How To Read the Tables

KEY TO TYPE OF FIRM

A=asbestos abatement; **C**=concrete; **D**=demolition/wrecking; **E**=electrical; **F**=fire protection and sprinklers; **G**=glazing/curtain wall; **M**=mechanical; **MA**=masonry; **O**=other; **P**=painting; **R**=roofing; **SH**=sheet metal; **ST**=steel erection; **U**=utility; **W**=wall/ceiling; **X**=excavation/foundation.

Companies are ranked according to construction revenue in 2015 in (\$) millions from specialty contracting in a prime or subcontracting capacity. Firms

that were not ranked in 2015 are designated by double asterisks (**). New contract awards refer to contracts awarded in 2015. NA=not available.

General Building as a category includes commercial buildings, offices, stores, educational facilities, government buildings, hospitals, medical facilities, hotels, apartments, housing, etc.

Hazardous Waste includes chemical and nuclear waste treatment, asbestos and lead abatement, etc.

Industrial Process includes pulp and paper mills, steel mills, nonferrous metal refineries, pharmaceutical plants, chemical plants, food and other processing plants, etc.

Manufacturing includes auto, electronic assembly, textile plants, etc.

Petroleum includes refineries, petrochemical plants, offshore facilities, pipelines, etc.

Power includes thermal and hydroelectric power plants, waste-to-energy plants, transmission lines, substations, cogeneration plants, etc.

Sewerage / Solid Waste includes

sanitary and storm sewers, treatment plants, pumping plants, incinerators, industrial waste facilities, etc.

Telecommunications includes transmission lines and cabling, towers and antennae, data centers, etc.

Transportation includes airports, bridges, roads, canals, locks, dredging, marine facilities, piers, railroads, tunnels, etc.

Water Supply includes dams, reservoirs, transmission pipelines, distribution mains, irrigation canals, desalination and potability treatment plants, pumping stations, etc.

MARKETS (% OF 2015 REVENUE)

RANK 2016	RANK 2015	FIRM	FIRM TYPE	2015 REVENUE (\$ MIL)		MARKETS (% OF 2015 REVENUE)									
				TOTAL REVENUE	NEW CONTRACTS	GENERAL BUILDING	MANUFACTURING	POWER	WATER SUPPLY	SEWER / WASTE	INDUS. / PETROLEUM	TRANSPORTATION	HAZARDOUS WASTE	TELECOM	
1	1	QUANTA SERVICES INC., Houston, Texas	E/U	7,572.4	5,208.7	0	0	65	0	0	35	0	0	0	
2	2	EMCOR GROUP INC., Norwalk, Conn. ²	M/O/E	6,720.0	6,900.0	54	13	0	0	9	0	18	0	0	
3	3	MASTEC INC., Coral Gables, Fla. ³	O/U/E	4,208.3	5,674.0	0	0	30	0	0	28	0	0	42	
4	4	BRAND ENERGY & INFRASTRUCTURE SERVICES INC., Kennesaw, Ga. ⁴	O/C	2,973.0	NA	20	3	17	0	0	56	1	0	0	
5	**	API GROUP INC., New Brighton, Minn. ⁵	F/M/X	2,448.7	2,296.6	22	14	8	0	0	41	5	3	7	
6	6	SAFWAY GROUP, Waukesha, Wis. ⁶	O/P	1,491.5	1,491.5	31	0	10	0	0	50	1	0	0	
7	5	THE BROCK GROUP, Houston, Texas ⁷	O/P	1,386.3	614.0	5	0	9	0	0	86	0	0	0	
8	9	HENKELS & MCCOY INC., Blue Bell, Pa. ⁸	U	1,334.8	1,241.5	4	0	46	2	0	32	0	0	13	
9	7	COMFORT SYSTEMS USA, Houston, Texas	M	1,296.0	1,249.9	79	21	0	0	0	0	0	0	0	
10	11	PERFORMANCE CONTRACTING GROUP INC., Lenexa, Kan. ¹⁰	W/O	1,111.6	1,133.4	50	19	16	0	0	7	4	0	0	
11	10	ROSENDIN ELECTRIC, San Jose, Calif.	E	1,088.9	1,592.0	63	0	8	0	1	0	15	0	2	
12	12	MYR GROUP INC., Rolling Meadows, Ill.	E	1,061.7	930.3	21	0	0	0	0	0	3	0	2	
13	8	MDU CONSTRUCTION SERVICES GROUP INC., Bismarck, N.D. ¹³	E/U	926.4	1,114.4	48	0	33	0	0	10	0	0	0	
14	17	ACCO ENGINEERED SYSTEMS, Glendale, Calif. ¹⁴	M	870.0	841.5	100	0	0	0	0	0	0	0	0	
15	**	MVERGE, Indianapolis, Ind. ¹⁵	O	843.3	843.3	0	0	0	0	0	0	0	0	0	
16	15	TEAM INDUSTRIAL SERVICES, Sugar Land, Texas ¹⁶	O/M	842.1	NA	0	0	25	0	0	75	0	0	0	
17	14	CUPERTINO ELECTRIC INC., San Jose, Calif.	E	763.2	NA	71	0	12	0	0	0	15	0	1	
18	16	BAKER CONCRETE CONSTRUCTION INC., Monroe, Ohio	C	750.0	770.0	75	15	0	0	0	0	10	0	0	
19	13	MMR GROUP INC., Baton Rouge, La.	E	705.0	425.0	0	15	5	0	0	80	0	0	0	
20	19	NORTHSTAR GROUP SERVICES INC., New York, N.Y. ²⁰	D/A	652.3	685.0	25	19	10	0	0	16	5	25	0	
21	18	M.C. DEAN INC., Dulles, Va.	E	626.8	613.4	45	5	0	0	5	0	25	0	20	
22	24	CENTIMARK CORP., Canonsburg, Pa. ²²	R	605.4	600.1	100	0	0	0	0	0	0	0	0	
23	22	MCKINSTRY, Seattle, Wash.	M/E	600.0	NA	90	2	0	0	2	2	0	0	4	
24	20	CECO CONSTRUCTION GROUP, Kansas City, Mo.	C	599.6	639.7	74	4	0	0	0	20	1	0	1	
25	27	SOUTHLAND INDUSTRIES, Garden Grove, Calif. ²⁵	M/SH	569.5	803.0	48	7	0	0	0	37	0	0	0	
26	21	HAYWARD BAKER INC., A KELLER CO., Hanover, Md.	X	558.1	450.8	48	5	4	11	4	9	19	0	0	
27	23	FIVE STAR ELECTRIC CORP., Ozone Park, N.Y.	E	551.4	512.0	58	0	0	0	2	1	34	0	5	
28	32	TDINDUSTRIES INC., Dallas, Texas	M	538.0	538.0	95	0	0	0	0	0	5	0	0	
29	30	STEELFAB INC., Charlotte, N.C. ²⁹	O	509.7	426.7	50	30	10	0	0	0	10	0	0	
30	28	BERGELECTRIC CORP., Los Angeles, Calif.	E	507.6	510.0	75	10	0	0	5	0	5	0	5	
31	26	SCHUFF STEEL, Phoenix, Ariz.	ST	470.8	518.0	64	9	7	0	0	12	8	0	0	
32	48	CONTI CORP., Sterling Heights, Mich.	E	468.6	418.6	32	33	8	0	2	9	0	2	14	
33	40	HELIX ELECTRIC INC., San Diego, Calif.	E	447.0	487.0	60	10	0	0	5	5	10	0	0	
34	51	BOND BROTHERS INC., Everett, Mass. ³⁴	O/U	445.4	548.0	54	0	13	0	0	0	2	0	0	
35	31	THE NEWTRON GROUP, Baton Rouge, La.	E	440.0	250.0	0	0	20	0	0	80	0	0	0	
36	60	UNIVERSAL PLANT SERVICES INC., Deer Park, Texas ³⁶	O	431.5	431.5	0	0	5	0	0	80	0	0	0	
37	36	ALDRIDGE ELECTRIC INC., Libertyville, Ill.	E	427.0	440.3	4	0	49	0	0	0	47	0	0	
38	41	FAITH TECHNOLOGIES INC., Menasha, Wis.	E	425.9	335.8	42	26	0	0	0	1	2	1	29	
39	84	HARRIS COS., St. Paul, Minn.	M	407.7	259.4	75	0	5	0	5	5	0	10	0	
40	38	STRUCTURAL GROUP, Columbia, Md.	C	402.0	403.0	41	0	16	7	0	24	12	0	0	
41	47	MORROW-MEADOWS CORP., City of Industry, Calif.	E	381.5	378.3	40	2	5	2	5	1	20	0	10	
42	**	LITHKO CONTRACTING LLC, Liberty Township, Ohio	C	378.4	480.0	93	7	0	0	0	0	0	0	0	
43	37	THE BRANDT COS., Carrollton, Texas	M/E	364.0	380.0	60	10	0	0	0	0	5	0	0	
44	**	KEYSTONE CONCRETE PLACEMENT, Houston, Texas ⁴⁴	C	358.0	400.0	50	30	0	0	0	20	0	0	0	
45	55	HUNT ELECTRIC CORP., Bloomington, Minn.	E	357.3	322.9	45	18	8	0	0	12	7	0	10	
46	49	REDWOOD ELECTRIC GROUP, Santa Clara, Calif.	E	350.0	500.0	75	10	0	0	0	0	0	0	15	
47	52	THE STATE GROUP INC., Evansville, Ind.	E/M/C	346.3	318.4	5	23	11	0	0	48	12	0	1	
48	64	BARNHART CRANE AND RIGGING CO., Memphis, Tenn. ⁴⁸	O	342.0	320.0	10	5	40	0	0	40	5	0	0	
49	78	CACHE VALLEY ELECTRIC CO., Logan, Utah	E	341.5	369.1	26	0	0	0	0	27	6	0	16	
50	56	LIMBACH FACILITY SERVICES, Pittsburgh, Pa.	M	331.4	363.3	52	3	2	0	0	0	13	0	1	

FOOTNOTES: 2=BUILDING/INDUSTRIAL SERVICES; 3=TELECOM; 4=WORK ACCESS; 5=MISC.; 6=SCAFFOLDING, INSULATION & RELATED SERVICES; 7=INSULATION, SCAFFOLDING, INSULATION & RELATED SERVICES; 8=TELEDATA; 10=ISS; 38=RIGGING - 1; 13=OTHER; 14=PLUMBING AND CONTROLS; 15=PIPELINE INFRASTRUCTURE/CONSTRUCTION/TRANSMISSION; 16=INSPECTION/HEAT TREAT; 20=PROGRAM MANAGEMENT; 22=FLOORING; 25=ENGINEERING; 29=STRUCTURAL STEEL FABRICATION; 34=GENERAL CONTRACTING; 36=FIXED & ROTATING EQUIPMENT SERVICES; 44=LANDSCAPE; 48=RIGGING AND TRANSPORTATION;

RANK 2016	RANK 2015	FIRM	FIRM TYPE	2015 REVENUE (\$ MIL)		MARKETS (% OF 2015 REVENUE)										
				TOTAL REVENUE	NEW CONTRACTS	GENERAL BUILDING	MANUFACTURING	POWER	WATER SUPPLY	SEWER / WASTE	INDUS. / PETROLEUM	TRANSPORTATION	HAZARDOUS WASTE	TELECOM		
51	44	WDF INC., Mount Vernon, New York	M	330.0	227.9	80	0	0	0	0	20	0	0	0	0	0
52	**	ISC CONSTRUCTORS LLC, Baton Rouge, La.	E	329.0	NA	0	0	0	0	0	100	0	0	0	0	0
53	71	INTREN INC., Union, Ill.	U	321.9	217.0	0	0	100	0	0	0	0	0	0	0	0
54	89	LARGO CONCRETE INC., Tustin, Calif.	C	314.5	314.5	100	0	0	0	0	0	0	0	0	0	0
55	45	E-J ELECTRIC INSTALLATION CO., Long Island City, N.Y.	E	313.0	76.0	30	0	30	0	0	0	30	0	10	0	10
56	80	CRITCHFIELD MECHANICAL INC., San Jose, Calif.	M	307.0	328.0	90	0	0	0	0	0	10	0	0	0	0
57	57	WAYNE J. GRIFFIN ELECTRIC INC., Holliston, Mass.	E	303.8	325.6	60	10	0	0	10	0	10	0	10	0	10
58	39	GERDAU REINFORCING STEEL, San Diego, Calif. ⁵⁸	O	302.1	312.4	52	15	5	3	10	0	15	0	0	0	0
59	50	TEAM FISHEL, Columbus, Ohio	U	301.8	350.0	0	0	43	0	1	0	0	0	0	56	0
60	73	BERKEL & CO. CONTRACTORS INC., Bonner Springs, Kan.	X	297.4	400.0	50	10	15	0	0	15	5	5	0	0	0
61	83	ISEC INC., Greenwood Village, Colo. ⁶¹	O	295.9	319.7	100	0	0	0	0	0	0	0	0	0	0
62	66	KHS&S CONTRACTORS, Tampa, Fla.	W	294.5	294.5	100	0	0	0	0	0	0	0	0	0	0
63	93	EGAN CO., Brooklyn Park, Minn.	E/M	285.7	220.0	48	30	0	0	0	2	15	0	0	0	0
64	54	MALCOLM DRILLING CO. INC., San Francisco, Calif.	X	278.3	352.1	15	1	0	0	3	0	81	0	0	0	0
65	59	MMC CONTRACTORS INC., Overland Park, Kan.	M	273.4	233.4	85	10	5	0	0	0	0	0	0	0	0
66	**	TOTAL FACILITY SOLUTIONS INC., Plano, Texas	M/E	272.9	225.0	0	100	0	0	0	0	0	0	0	0	0
67	67	PARSONS ELECTRIC, Minneapolis, Minn.	E	272.9	160.6	38	4	3	0	0	11	5	0	19	0	0
68	76	NEW RIVER ELECTRICAL CORP., Cloverdale, Va.	E	271.8	271.8	0	0	100	0	0	0	0	0	0	0	0
69	61	MCKENNEY'S INC., Atlanta, Ga.	M	268.5	268.5	100	0	0	0	0	0	0	0	0	0	0
70	81	POWER DESIGN INC., St Petersburg, Fla.	E	266.0	389.8	100	0	0	0	0	0	0	0	0	0	0
71	65	MOTOR CITY ELECTRIC CO., Detroit, Mich.	E	265.6	285.2	20	42	0	4	2	20	2	0	10	0	0
72	97	SPRIG ELECTRIC, San Jose, Calif.	E	261.4	258.0	75	10	0	0	0	3	0	0	12	0	0
73	90	MILLER ELECTRIC CO., Jacksonville, Fla.	E	260.6	260.7	75	5	2	0	0	5	3	0	10	0	0
74	69	THE HILL GROUP, Franklin Park, Ill. ⁷⁴	M/SH	260.0	160.0	85	0	0	0	0	0	15	0	0	0	0
75	106	MURRAY CO., Rancho Dominguez, Calif.	M	258.0	225.0	65	0	0	5	5	5	20	0	0	0	0
76	**	MACDONALD MILLER FACILITY SOLUTIONS, Seattle, Wash. ⁷⁶	M/SH	255.0	275.0	70	20	0	0	0	10	0	0	0	0	0
77	82	TAS COMMERCIAL CONCRETE CONSTRUCTION LLC, Houston, Texas	C	255.0	240.0	100	0	0	0	0	0	0	0	0	0	0
78	43	JH KELLY LLC, Longview, Wash.	M	253.0	253.0	34	0	0	0	0	66	0	0	0	0	0
79	85	DAVIS H. ELLIOT CO., Lexington, Ky.	E	251.9	200.0	5	0	0	0	0	0	0	0	0	0	0
80	98	HARMON INC., Bloomington, Minn.	G	245.9	249.7	100	0	0	0	0	0	0	0	0	0	0
81	46	FISK, Houston, Texas	E	238.5	268.2	60	0	0	0	5	20	5	0	10	0	0
82	169	AZCO INC., Appleton, Wis.	M	237.3	264.4	0	3	70	0	0	27	0	0	0	0	0
83	68	ARDENT SERVICES LLC, Covington, La.	E	236.9	181.7	0	0	0	0	0	100	0	0	0	0	0
84	**	BENSON INDUSTRIES INC., Portland, Ore.	G	235.0	190.0	100	0	0	0	0	0	0	0	0	0	0
85	79	J.F. AHERN CO., Fond du Lac, Wis.	M/F	234.0	200.0	40	30	5	5	10	10	0	0	0	0	0
86	88	MURPHY CO. MECHANICAL CONTRACTORS & ENGINEERS, St. Louis, Mo.	M	233.7	284.5	53	34	3	0	0	10	0	0	0	0	0
87	62	APOLLO MECHANICAL CONTRACTORS, Kennewick, Wash.	M	232.0	260.0	50	10	5	0	0	25	0	10	0	0	0
88	123	INGLETT & STUBBS LLC, Mableton, Ga.	E	229.4	200.0	100	0	0	0	0	0	0	0	0	0	0
89	103	WACHTER INC., Lenexa, Kan. ⁸⁹	O/E	229.3	232.6	43	18	0	0	0	39	0	0	0	0	0
90	91	SUNCOAST POST-TENSION, A KELLER CO., Houston, Texas ⁹⁰	O	227.3	238.1	100	0	0	0	0	0	0	0	0	0	0
91	75	HATZEL & BUEHLER INC., Wilmington, Del.	E	223.0	258.1	60	0	10	0	0	20	0	0	10	0	0
92	63	SACHS ELECTRIC CO., St. Louis, Mo.	E	222.0	244.0	58	5	15	0	2	14	0	0	6	0	0
93	70	U.S. ENGINEERING CO., Kansas City, Mo.	M	220.0	373.0	82	16	0	0	0	2	0	0	0	0	0
94	87	VEIT & CO. INC., Rogers, Minn.	X/U	219.5	186.5	49	0	9	3	6	9	24	0	0	0	0
95	155	BOMEL CONSTRUCTION CO. INC., Anaheim Hills, Calif.	C	218.0	279.2	100	0	0	0	0	0	0	0	0	0	0
96	108	COCHRAN INC., Seattle, Wash.	E	217.3	220.0	65	5	0	0	0	0	0	0	30	0	0
97	72	IREX CONTRACTING GROUP, Lancaster, Pa. ⁹⁷	O/A	212.6	221.7	32	11	22	0	1	28	1	0	1	0	0
98	94	JOHN E. GREEN CO., Highland Park, Mich.	M	210.0	210.0	35	45	0	13	0	7	0	0	0	0	0
99	**	DANELLA COS. INC., Plymouth Meeting, Pa. ⁹⁹	U	208.6	219.5	0	0	51	4	0	0	2	0	43	0	0
100	101	PENHALL CO., Anaheim, Calif.	D	206.3	189.5	40	10	2	2	2	2	40	2	0	0	0

FOOTNOTES: 58=REINFORCING STEELWORK; 61=INTERIOR FINISH / MILLWORK; 74=PLUMBING; 76=CONTROLS / ENERGY; 89=POST-TENSION & CONCRETE REINFORCING MATERIALS; 97=INSULATION; 99=RAILROAD / TRANSPORTATION

#01

QUANTA SERVICES INC. acquired 11 companies in 2015 after acquiring nine companies in 2014 and six companies in 2013.

RANK 2016	RANK 2015	FIRM	FIRM TYPE	2015 REVENUE (\$ MIL)		MARKETS (% OF 2015 REVENUE)									
				TOTAL REVENUE	NEW CONTRACTS	GENERAL BUILDING	MANUFACTURING	POWER	WATER SUPPLY	SEWER / WASTE	INDUS. / PETROLEUM	TRANSPORTATION	HAZARDOUS WASTE	TELECOM	
101	99	WALKER ENGINEERING INC., Irving, Texas	E	205.5	293.3	50	0	0	0	15	10	5	0	20	
102	111	J.C. CANNISTRARO LLC, Watertown, Mass.	M	205.5	186.6	98	0	0	0	0	2	0	0		
103	**	RK MECHANICAL INC., Denver, Colo.	M	203.1	260.9	87	2	0	0	11	0	0	0		
104	95	MANAFORT BROTHERS INC., Plainville, Conn.	X/D	203.0	250.0	57	0	0	5	0	33	5	0		
105	110	BAKER ROOFING CO., Raleigh, N.C.	R	202.4	202.4	100	0	0	0	0	0	0	0		
106	42	HARDER MECHANICAL CONTRACTORS INC., Portland, Ore.	M	200.0	200.0	5	30	10	0	0	50	5	0		
107	109	SUNTEC CONCRETE, Phoenix, Ariz.	C	197.1	197.1	75	10	0	0	15	0	0	0		
108	120	SME STEEL CONTRACTORS, West Jordan, Utah ¹⁰⁸	ST/O	197.0	220.0	53	12	0	0	10	15	0	0		
109	153	VAUGHN INDUSTRIES LLC, Carey, Ohio	E/U	192.6	217.0	57	15	0	0	0	0	0	0		
110	114	CAPFORM INC., Carrollton, Texas	C	191.6	274.5	100	0	0	0	0	0	0	0		
111	146	CSI ELECTRICAL CONTRACTORS INC., Santa Fe Springs, Calif.	E	191.2	279.6	38	10	1	3	3	4	1	5		
112	102	INDEPENDENCE EXCAVATING INC., Independence, Ohio ¹¹²	O/X/D	190.9	328.4	40	15	5	0	5	20	10	5		
113	134	THE RAYMOND GROUP, Orange, Calif.	W	188.3	200.0	100	0	0	0	0	0	0	0		
114	104	BEAVER EXCAVATING CO., Canton, Ohio	X	187.8	200.0	5	0	20	0	15	15	45	0		
115	117	MECHANICAL INC., Freeport, Ill.	M/SH	185.8	214.3	61	22	3	0	8	6	0	0		
116	115	THE COASTAL GROUP, Melbourne, Fla. ¹¹⁶	M	184.4	188.9	100	0	0	0	0	0	0	0		
117	118	PRECISION WALLS INC., Cary, N.C.	W	184.0	187.0	75	15	0	0	0	10	0	0		
118	113	CLEVELAND ELECTRIC CO., Atlanta, Ga.	E	182.7	121.7	20	15	15	5	5	5	25	5		
119	140	AMERICAN TECHNOLOGIES INC., Orange, Calif. ¹¹⁹	O/A	181.9	NA	77	10	0	0	0	0	13	0		
120	161	GREAT LAKES ENVIRONMENTAL & INFRASTRUCTURE, Oak Brook, Ill. ¹²⁰	X/O	181.7	148.4	0	7	0	0	5	3	0	2		
121	172	LAKE ERIE ELECTRIC COS., Westlake, Ohio ¹²¹	E	180.0	150.0	40	20	0	5	5	20	0	10		
122	122	WESTERN CONSTRUCTION GROUP, St. Louis, Mo.	C/M	179.8	191.6	75	10	5	0	0	10	0	0		
123	92	BRANDENBURG INDUSTRIAL SERVICE CO., Chicago, Ill.	D	177.1	132.2	5	10	15	0	0	50	10	10		
124	133	E.M. DUGGAN INC., Canton, Mass.	M	175.7	155.0	100	0	0	0	0	0	0	0		
125	121	CLEAN EARTH INC., Hatboro, Pa. ¹²⁵	O	175.4	175.4	18	0	5	0	0	28	25	20		
126	119	S & F CONCRETE CONTRACTORS INC., Hudson, Mass.	C	175.0	128.8	94	2	3	1	0	0	1	0		
127	178	CALIFORNIA DRYWALL, San Jose, Calif.	W	173.0	185.0	100	0	0	0	0	0	0	0		
128	116	GAYLOR ELECTRIC, Indianapolis, Ind.	E	172.5	210.3	45	15	3	0	2	35	0	0		
129	130	GATE PRECAST CO., Jacksonville, Fla.	C	170.7	193.8	90	0	0	0	0	1	9	0		
130	160	STANDARD DRYWALL INC., Lakeside, Calif.	W	169.2	207.0	99	0	0	0	0	0	1	0		
131	**	LIBERTY CONSTRUCTION SERVICES LLC, Braintree, Mass. ¹³¹	O/C/W	167.2	140.0	97	0	0	0	0	0	3	0		
132	128	ROGERS ELECTRIC, Alpharetta, Ga.	E	166.3	188.5	95	0	0	0	0	4	0	1		
133	126	ACOUSTI ENGINEERING CO. OF FLORIDA, Orlando, Fla.	W	164.0	148.0	100	0	0	0	0	0	0	0		
134	129	SAUER HOLDINGS INC., Pittsburgh, Pa.	M	160.8	99.1	85	0	0	0	0	15	0	0		
135	149	THE MORSE GROUP INC., Freeport, Ill.	E	158.8	129.8	70	20	0	0	5	0	0	5		
136	124	OSBURN, Garland, Texas	C	157.8	223.0	100	0	0	0	0	0	0	0		
137	297	SUPERIOR AIR HANDLING, Clearfield, Utah	SH	155.6	25.8	79	2	0	0	0	0	19	0		
138	141	TRI-CITY ELECTRIC CO. OF IOWA, Davenport, Iowa	E	155.2	108.4	60	29	0	0	1	0	1	9		
139	174	J. DERENZO CO., Brockton, Mass.	X/D	154.0	74.0	100	0	0	0	0	0	0	0		
140	212	KSW MECHANICAL, Long Island City, N.Y.	M	153.7	485.2	100	0	0	0	0	0	0	0		
141	142	BAKER GROUP, Des Moines, Iowa ¹⁴¹	M/SH/O	153.6	229.4	85	1	1	0	0	10	0	3		
142	136	IVEY MECHANICAL CO., Kosciusko, Miss.	M	152.3	154.8	60	40	0	0	0	0	0	0		
143	148	KENT COS., Grand Rapids, Mich.	C	150.7	168.8	90	10	0	0	0	0	0	0		
144	156	CASE FOUNDATION CO., A KELLER CO., Roselle, Ill.	X	149.8	128.7	39	6	8	0	0	0	47	0		
145	125	D.H. GRIFFIN WRECKING CO. INC., Greensboro, N.C.	D	149.0	75.0	30	10	20	0	0	30	10	0		
146	**	GUARANTEE ELECTRICAL CO., St. Louis, Mo.	E	148.0	148.0	60	10	0	0	10	0	0	20		
147	137	TRI-CITY ELECTRICAL CONTRACTORS INC., Altamonte Springs, Fla.	E	147.6	137.9	98	0	0	0	0	0	0	2		
148	154	PLATEAU EXCAVATION INC., Austell, Ga.	X/U	147.2	303.3	80	10	0	0	5	0	5	0		
149	112	MCCARL'S INC., Beaver Falls, Pa.	M	147.1	100.0	0	1	29	0	0	70	0	0		
150	231	ALTERMAN INC., San Antonio, Texas	E	147.0	94.8	50	2	0	1	25	10	0	12		

FOOTNOTES: 108=FABRICATION; 112=BUILDING; 116=SPECIAL EQUIP.; 119=INSURANCE RESTORATION; 120=MUNICIPAL, PIPELINE, O&G AND INDUSTRIAL SERVICES; 121=LOW VOLTAGE 910; 125=SOIL RECYCLING, DREDGE PROCESSING, HAZARDOUS AND NON-HAZARDOUS WASTE DISPOSAL; 131=DRYWALL 14%, CARPENTRY 36%, EQUIPMENT RENTAL 11%; 141=CONTROL/SECURITY

RANK 2016	RANK 2015	FIRM	FIRM TYPE	2015 REVENUE (\$ MIL)		MARKETS (% OF 2015 REVENUE)									
				TOTAL REVENUE	NEW CONTRACTS	GENERAL BUILDING	MANUFACTURING	POWER	WATER SUPPLY	SEWER / WASTE	INDUS. / PETROLEUM	TRANSPORTATION	HAZARDOUS WASTE	TELECOM	
151	**	L. KEELEY CONSTRUCTION, St. Louis, Mo. ¹⁵¹	O/C	146.3	146.3	35	25	40	0	0	0	0	0	0	0
152	197	W&W GLASS LLC, Nanuet, New York	G	145.0	175.0	100	0	0	0	0	0	0	0	0	0
153	176	CONCRETE STRATEGIES, St. Louis, Mo.	C	144.5	90.3	60	25	0	0	0	0	15	0	0	0
154	164	PAYNECREST ELECTRIC INC., St. Louis, Mo.	E	143.0	150.0	15	35	35	0	0	10	0	0	0	5
155	150	O'CONNELL ELECTRIC CO. INC., Victor, N.Y.	E	140.9	120.0	35	5	5	0	2	10	3	0	0	5
156	138	NICHOLSON CONSTRUCTION CO., Canonsburg, Pa.	X	138.6	116.1	30	0	3	15	28	13	11	0	0	0
157	190	PACIFIC STRUCTURES INC., San Francisco, Calif.	C	137.8	124.3	96	0	0	0	1	0	3	0	0	0
158	**	REMEDIAL CONSTRUCTION SERVICES LP, Houston, Texas	X	137.3	122.7	0	4	1	0	0	80	0	0	0	0
159	214	DORVIN D. LEIS CO. INC., Kahului, Hawaii	M	137.1	190.7	98	0	1	0	1	0	0	0	0	0
160	177	PRISM ELECTRIC INC., Garland, Texas	E	136.8	98.8	70	5	0	0	0	10	15	0	0	0
161	261	UNIVERSITY MECHANICAL CONTRACTORS INC., Mukilteo, Wash.	M	134.7	120.2	55	20	0	5	10	5	5	0	0	0
162	143	WORTH AND CO. INC., Pipersville, Pa.	M	134.5	127.5	71	0	0	0	11	0	0	0	0	0
163	**	BAKER ELECTRIC INC., Escondido, Calif.	E	133.7	176.2	45	0	40	0	0	0	0	0	0	15
164	147	BAKER TRIANGLE, Mesquite, Texas	W	133.3	235.3	100	0	0	0	0	0	0	0	0	0
165	151	CHERRY COS., Houston, Texas ¹⁶⁵	O/D	133.0	126.0	10	0	0	0	0	10	0	0	0	0
166	132	JMEG LP, Farmers Branch, Texas	E	131.7	81.4	75	20	0	0	0	0	5	0	0	0
167	181	W.A. CHESTER LLC, Lanham, Md.	U	131.3	71.1	0	0	100	0	0	0	0	0	0	0
168	213	PANELIZED STRUCTURES INC., Modesto, Calif. ¹⁶⁸	O	131.1	156.0	85	15	0	0	0	0	0	0	0	0
169	135	MIDWEST STEEL, Detroit, Mich.	ST	130.8	246.6	26	25	0	0	0	35	0	0	0	0
170	162	RYAN INC. CENTRAL, Janesville, Wis.	X	130.8	110.0	36	0	3	0	61	0	0	0	0	0
171	165	FRESH MEADOW MECHANICAL CORP., Fresh Meadows, N.Y.	M	130.3	95.3	98	0	0	0	0	0	2	0	0	0
172	53	ALLISON-SMITH CO. LLC, Smyrna, Ga.	E	130.0	145.0	75	0	0	0	0	0	10	0	0	15
173	145	A.O. REED & CO., San Diego, Calif.	M	130.0	135.0	85	10	0	0	0	5	0	0	0	0
174	208	CROWN CORR INC., Gary, Ind.	G/SH	129.0	203.4	80	0	0	0	0	0	20	0	0	0
175	192	VALLEY ELECTRIC OF MT. VERNON INC., Everett, Wash.	E	126.9	166.0	30	10	0	0	25	10	20	0	0	5
176	258	GREENBERRY INDUSTRIAL LLC, Vancouver, Wash.	M/E	124.0	104.0	0	10	15	0	0	65	0	10	0	0
177	158	MCKINNEY DRILLING CO., A KELLER CO., Hanover, Md.	X	124.0	118.8	33	7	30	0	0	6	22	0	0	2
178	302	NEVELL GROUP INC., Brea, Calif.	W	123.3	126.0	90	5	0	0	0	0	5	0	0	0
179	175	W.A. RASIC CONSTRUCTION CO. INC., Long Beach, Calif.	U	123.0	262.0	0	0	0	45	15	15	0	0	0	25
180	**	WPI, Portland, Ore.	W	122.3	200.0	100	0	0	0	0	0	0	0	0	0
181	**	KELLER FOUNDATIONS (CANADA), A KELLER CO., Hanover, Md. ¹⁸¹	X/D	122.2	104.0	25	16	8	1	2	38	9	0	0	1
182	**	J.E. RICHARDS INC., Beltsville, Md.	E	122.1	127.5	100	0	0	0	0	0	0	0	0	0
183	**	HJ FOUNDATION, A KELLER CO., Miami, Fla.	X	121.4	155.4	88	0	0	0	0	0	12	0	0	0
184	202	COMMONWEALTH ELECTRIC CO. OF THE MIDWEST, Lincoln, Neb.	E	121.0	86.0	62	0	3	0	0	22	3	0	0	7
185	199	CONDON-JOHNSON & ASSOCIATES, Oakland, Calif.	X	120.5	152.9	55	0	5	10	10	0	20	0	0	0
186	183	LETSOS CO., Houston, Texas	M	118.7	85.3	91	0	0	0	0	9	0	0	0	0
187	224	T E C INDUSTRIAL, Kingsport, Tenn.	M/E	116.6	143.9	0	0	17	0	0	83	0	0	0	0
188	100	YTG LLC, Philadelphia, Miss. ¹⁸⁸	E/M	116.4	120.3	50	21	7	0	0	22	0	0	0	0
189	180	CUMMINGS ELECTRICAL LP, Fort Worth, Texas	E	115.3	95.0	35	10	0	0	0	20	0	0	0	0
190	170	INTERSTATES COS., Sioux Center, Iowa	E	114.9	77.4	5	5	10	0	0	30	0	0	0	0
191	152	ENVIROCON INC., Missoula, Mont. ¹⁹¹	O/D	114.2	151.4	0	0	40	0	0	46	0	14	0	0
192	198	PACIFIC RIM MECHANICAL CONTRACTORS INC., San Diego, Calif.	M	112.2	124.7	100	0	0	0	0	0	0	0	0	0
193	193	MONA ELECTRIC GROUP INC., Clinton, Md.	E	112.0	73.0	95	0	0	0	0	0	0	0	0	5
194	182	WEST VALLEY CONSTRUCTION CO. INC., Campbell, Calif.	U	111.9	118.0	0	0	5	65	5	5	0	0	0	20
195	**	CONCRETE VALUE CORP., Sacramento, Calif.	C	110.5	120.0	100	0	0	0	0	0	0	0	0	0
196	173	CHAPEL ELECTRIC CO. LLC, Dayton, Ohio	E	110.0	94.0	68	16	0	0	4	0	0	0	0	12
197	205	GRUNAU CO., Oak Creek, Wis.	M	110.0	96.0	45	20	0	0	10	20	5	0	0	0
198	217	F.L. CRANE & SONS INC., Fulton, Miss. ¹⁹⁸	W	109.4	135.5	90	0	0	0	0	9	1	0	0	0
199	238	NETWORK INFRASTRUCTURE INC., Hempstead, N.Y.	U	108.9	103.4	0	0	0	0	0	0	0	0	0	10
200	219	NEWKIRK ELECTRIC ASSOCIATES INC., Muskegon, Mich.	E	108.5	110.1	0	8	71	0	0	5	2	0	0	14

FOOTNOTES: 151=ASPHALT PAVING AND GENERAL CONTRACTING; 165=C&D RECYCLING; 168=PANELIZED ROOF CONSTRUCTION; 181=CONST PRODUCTS; 188=PLUMBING; 191=ENVIRONMENTAL REMEDIATION; 198=CERAMIC, RESILIENT, CARPET, FIREPROOFING

#02

EMCOR GROUP INC. on April 15
acquired Covington, La.-based Ardent
Services LLC, ranked at No. 83 this
year, and Rabalais Constructors LLC.

RANK 2016	RANK 2015	FIRM	FIRM TYPE	2015 REVENUE (\$ MIL)		MARKETS (% OF 2015 REVENUE)									
				TOTAL REVENUE	NEW CONTRACTS	GENERAL BUILDING	MANUFACTURING	POWER	WATER SUPPLY	SEWER / WASTE	INDUS. / PETROLEUM	TRANSPORTATION	HAZARDOUS WASTE	TELECOM	
201	343	FRANK M. BOOTH INC., Marysville, Calif.	M	108.0	53.9	100	0	0	0	0	0	0	0	0	0
202	188	NATIONAL CONSTRUCTION ENTERPRISES INC., Ypsilanti, Mich.	W	107.5	120.0	100	0	0	0	0	0	0	0	0	0
203	185	MCHUGH CONCRETE CONSTRUCTION, Chicago, Ill.	C	106.7	100.0	90	0	0	0	2	0	8	0	0	0
204	227	HUMPHREY & ASSOCIATES INC., Dallas, Texas	E/M	106.6	106.6	75	20	5	0	0	0	0	0	0	0
205	257	DRILL TECH DRILLING & DRILLING SHORING INC., Antioch, Calif.	X	105.6	72.1	20	0	0	20	0	0	50	10	0	0
206	264	EDGERTON CONTRACTORS INC., Oak Creek, Wis.	X	104.5	80.9	29	0	9	0	0	1	61	0	0	0
207	194	P.A.L. ENVIRONMENTAL SAFETY CORP., Long Island City, N.Y.	A	104.4	72.0	100	0	0	0	0	0	0	0	0	0
208	**	MTECH MECHANICAL, Westminster, Colo.	M	104.1	101.5	91	0	0	0	0	9	0	0	0	0
209	218	E.S. WAGNER CO., Oregon, Ohio	X	104.1	46.5	0	0	0	0	0	12	88	0	0	0
210	215	USA ENVIRONMENT LP, Deer Park, Texas ²¹⁰	O	104.0	42.0	0	5	0	0	0	55	0	40	0	0
211	191	HERMANSON CO. LLP, Kent, Wash.	M	103.6	144.9	89	11	0	0	0	0	0	0	0	0
212	168	OKLAHOMA ELECTRICAL SUPPLY CO., Oklahoma City, Okla.	E	103.5	58.5	39	0	12	0	0	2	0	0	0	9
213	189	ARDEN BUILDING COS. LLC, Pawtucket, R.I.	M/E	103.0	93.0	66	14	7	0	4	0	5	0	0	4
214	**	ARCHITECTURAL GLASS & ALUMINUM CO. INC., Livermore, Calif.	G	102.8	114.1	90	0	0	0	0	0	10	0	0	0
215	267	DUCCI ELECTRICAL CONTRACTORS INC., Farmington, Conn.	E	102.5	76.8	60	0	0	0	0	0	35	0	0	5
216	179	H.J. MARTIN AND SON INC., Green Bay, Wis. ²¹⁶	O/G/W	101.7	84.0	97	2	0	0	0	0	1	0	0	0
217	204	KALKREUTH ROOFING AND SHEET METAL, Wheeling, W.Va.	R	101.7	119.1	85	8	0	0	0	7	0	0	0	0
218	171	ALEX E. PARIS CONTRACTING CO. INC., Atlasburg, Pa.	U/X	101.3	74.3	0	0	0	15	10	75	0	0	0	0
219	232	KELSO-BURNETT, Rolling Meadows, Ill.	E	101.0	150.0	63	15	14	0	0	0	0	0	0	8
220	166	MCM MANAGEMENT CORP., Bloomfield Hills, Mich.	D	100.0	90.0	10	0	0	0	0	30	0	20	0	0
221	127	MILLER ELECTRIC CO., Omaha, Neb.	E	99.5	98.4	89	1	0	0	0	0	0	0	0	10
222	167	SHAPIRO & DUNCAN INC., Rockville, Md.	M	98.8	100.0	96	0	0	0	0	0	4	0	0	0
223	226	WESTSIDE MECHANICAL GROUP, Naperville, Ill.	M	97.1	101.6	100	0	0	0	0	0	0	0	0	0
224	252	LPR CONSTRUCTION, Loveland, Colo.	ST/M	96.7	65.0	30	10	25	0	0	35	0	0	0	0
225	287	DONLEY'S, Cleveland, Ohio	C	96.4	80.2	90	0	0	0	6	4	0	0	0	0
226	**	ATLANTIC CONSTRUCTORS INC., North Chesterfield, Va. ²²⁶	O/M	96.1	104.7	50	20	0	0	0	25	0	0	0	5
227	**	CORRIGAN CO. MECHANICAL CONTRACTORS, St. Louis, Mo.	M	94.5	45.3	20	35	0	0	15	30	0	0	0	0
228	139	THE WILLIAMS GROUP, Merrifield, Va. ²²⁸	O/ST	94.5	98.0	64	8	8	0	0	20	0	0	0	0
229	245	BUCKNER COS., Graham, N.C.	ST	93.8	94.0	33	34	0	0	0	33	0	0	0	0
230	**	CENTURY FIRE PROTECTION LLC, Duluth, Ga.	F	92.4	10.3	95	4	0	0	0	0	0	0	0	0
231	225	COMNET COMMUNICATIONS LLC, Bethel, Conn. ²³¹	O	91.8	83.8	0	0	0	0	0	0	0	0	0	100
232	236	NORTHLAND CONCRETE & MASONRY CO. LLC, Burnsville, Minn.	C/M	91.5	160.3	90	5	0	0	0	5	0	0	0	0
233	**	QUESTMARK, Canonsburg, Pa. ²³³	O	91.5	101.3	0	0	0	0	0	0	0	0	0	0
234	251	W.G. TOMKO INC., Finleyville, Pa. ²³⁴	M	91.3	42.8	95	5	0	0	0	0	0	0	0	0
235	253	PRIME CONTROLS LP, Lewisville, Texas ²³⁵	O	90.2	95.2	0	11	0	18	15	56	0	0	0	0
236	364	MENARD GROUP USA, Carnegie, Pa.	X	90.2	85.7	26	11	1	1	0	13	48	0	0	0
237	248	NEAD ELECTRIC INC., East Rutherford, N.J.	E	89.5	76.3	70	0	0	0	0	5	10	0	0	15
238	222	WAYNE BROTHERS INC., Davidson, N.C.	C/X	88.7	81.6	15	35	0	0	0	25	5	5	5	15
239	220	ASSOCIATED CONSTRUCTION & ENGINEERING INC., Laguna Hills, Calif.	ST/M	88.0	92.3	10	0	5	65	0	18	0	2	0	0
240	228	NASHVILLE MACHINE CO. INC., Nashville, Tenn. ²⁴⁰	M/O/SH	87.9	118.8	83	15	0	0	0	2	0	0	0	0
241	209	ERMCO INC., Indianapolis, Ind.	E	87.8	97.3	30	10	10	0	10	20	5	0	0	15
242	303	FLYNN GROUP OF COS., Plymouth, Minn.	R/SH	87.6	103.2	85	10	2	0	1	2	0	0	0	0
243	298	COLLINS ELECTRICAL CO. INC., Stockton, Calif.	E	87.3	91.4	78	0	1	1	2	0	8	0	0	0
244	299	MODERN PIPING INC., Cedar Rapids, Iowa	M	86.8	65.0	65	5	0	0	5	25	0	0	0	0
245	201	RACHEL CONTRACTING, St. Michael, Minn.	X	86.3	90.1	46	0	8	0	0	45	2	0	0	0
246	260	UNIVERSAL BUILDERS SUPPLY INC., New Rochelle, New York ²⁴⁶	O	86.0	72.0	100	0	0	0	0	0	0	0	0	0
247	244	STARK EXCAVATING INC., Bloomington, Ill. ²⁴⁷	X/U/C	84.6	70.0	20	0	0	0	30	0	45	0	0	5
248	275	F.D. THOMAS INC., Central Point, Ore. ²⁴⁸	P	84.0	98.7	10	10	0	10	20	10	35	5	0	0
249	200	RUTTURA & SONS CONSTRUCTION CO. INC., West Babylon, New York	X	83.9	55.6	100	0	0	0	0	0	0	0	0	0
250	337	GREAT LAKES PLUMBING & HEATING CO., Chicago, Ill.	M	83.6	89.8	100	0	0	0	0	0	0	0	0	0

FOOTNOTES: 210=REMEDICATION & CONSTRUCTION; 216=COMMERCIAL/RESIDENTIAL FLOORING, POLISHED CONCRETE, RETAIL FIXTURES/INSTALLATION, MILLWORK; 226=INDUSTRIAL & PLANT PROCESS WORK / SERVICE PM; 028=STEEL FABRICATION; 231=TELECOMMUNICATIONS CABLING INFRASTRUCTURE; 233=FLOORING; 234=FABRICATION OIL/GAS; 235=INDUSTRIAL AUTOMATION; 240=ELEVATOR; 246=SCAFFOLDING/HOISTING/PROTECTION; 247=T&M; 248=WATERPROOFING

SAFWAY GROUP on Aug. 24 acquired Dalco Services Inc., a Calgary, Alberta-based lining, coating and abrasives contractor.

RANK 2016	RANK 2015	FIRM	FIRM TYPE	2015 REVENUE (\$ MIL)		MARKETS (% OF 2015 REVENUE)									
				TOTAL REVENUE	NEW CONTRACTS	GENERAL BUILDING	MANUFACTURING	POWER	WATER SUPPLY	SEWER / WASTE	INDUS. / PETROLEUM	TRANSPORTATION	HAZARDOUS WASTE	TELECOM	
251	259	THE TRI-M GROUP LLC , Kennett Square, Pa.	E	83.5	89.7	48	12	5	0	2	22	1	0	10	
252	340	UNITED FORMING INC. , Austell, Ga.	C	83.1	84.9	99	0	0	0	0	1	0	0	0	
253	235	MC GEE BROTHERS CO. INC. , Monroe, N.C.	MA	82.9	82.9	100	0	0	0	0	0	0	0	0	
254	347	JOSLIN CONSTRUCTION , Porter, Texas ²⁵⁴	U/O/C	82.6	71.2	100	0	0	0	0	0	0	0	0	
255	**	AMERICAN DIRECT PROCUREMENT INC. , Lenexa, Kan. ²⁵⁵	F/O	81.5	100.0	60	10	0	5	5	5	15	0	0	
256	223	BERMUDEZ, LONGO, DIAZ-MASSO LLC , San Juan, P.R. ²⁵⁶	E/M	81.2	38.0	0	16	0	12	0	25	11	0	7	
257	**	PIONEER CLADDING & GLAZING SYSTEMS LLC , Mason, Ohio	G	81.0	82.8	100	0	0	0	0	0	0	0	0	
258	**	GMI INC. , Southlake, Texas	W	80.7	109.5	100	0	0	0	0	0	0	0	0	
259	239	ENTERPRISE PROPERTIES INC. , Omaha, Neb.	C	80.7	80.0	67	0	0	13	0	0	20	0	0	
260	256	VAN ERT ELECTRIC CO. INC. , Wausau, Wis. ²⁶⁰	E	80.2	60.0	21	5	40	0	2	25	2	0	5	
261	246	BIERLEIN COS. INC. , Midland, Mich.	D	80.1	72.6	23	35	22	0	0	5	0	15	0	
262	290	DELTA DIVERSIFIED ENTERPRISES INC. , Tempe, Ariz.	E	79.9	72.0	80	20	0	0	0	0	0	0	0	
263	296	R.T. MOORE CO. INC. , Indianapolis, Ind.	M	79.1	90.0	100	0	0	0	0	0	0	0	0	
264	281	B.T. MANCINI CO. INC. , Milpitas, Calif. ²⁶⁴	O/SH	78.8	90.9	90	5	0	0	0	0	5	0	0	
265	295	ELDECO INC. , Greenville, S.C.	E	78.7	95.2	30	60	0	0	0	10	0	0	0	
266	380	DGC CAPITAL CONTRACTING CORP. , Mt Vernon, N.Y. ²⁶⁶	M/O/E	78.5	65.0	100	0	0	0	0	0	0	0	0	
267	233	WILSON ELECTRIC SERVICES CORP. , Tempe, Ariz.	E	78.5	77.6	90	0	0	0	0	0	0	0	10	
268	387	DANNY'S CONSTRUCTION CO. LLC , Shakopee, Minn.	ST	78.0	119.1	35	0	0	0	0	0	8	0	0	
269	269	WAYNE AUTOMATIC FIRE SPRINKLERS INC. , Ocoee, Fla.	F	77.9	91.2	0	0	0	0	0	0	0	0	0	
270	354	FLY & FORM INC. , Atlanta, Ga.	C	77.8	51.9	100	0	0	0	0	0	0	0	0	
271	345	JOHN A. PENNEY CO. INC. , Cambridge, Mass.	E	77.2	42.5	95	0	0	0	0	0	0	0	5	
272	211	MILLER INSULATION , Bismarck, N.D. ²⁷²	O	76.8	35.5	24	0	0	0	0	76	0	0	0	
273	237	HI-TECH ELECTRIC INC. , Houston, Texas	E	76.8	97.2	60	15	0	0	0	20	0	0	5	
274	312	DOUGLASS COLONY GROUP , Commerce City, Colo.	R/SH	75.5	81.0	100	0	0	0	0	0	0	0	0	
275	195	BASDEN STEEL CORP. , Burleson, Texas	ST	75.2	102.3	100	0	0	0	0	0	0	0	0	
276	265	CEC COS. , Irving, Texas ²⁷⁶	E	74.2	52.0	60	30	0	0	0	0	0	0	10	
277	306	J. RANCK ELECTRIC INC. , Mount Pleasant, Mich.	E	73.8	73.5	13	2	27	0	1	5	36	0	16	
278	203	NATIONAL STEEL CITY LLC , Plymouth, Mich.	ST	73.1	70.0	0	0	100	0	0	0	0	0	0	
279	**	AMEX NOOTER LLC , Tinley Park, Ill.	M	72.7	72.7	0	0	0	0	0	100	0	0	0	
280	271	PITTSBURG TANK & TOWER GROUP INC. , Henderson, Ky. ²⁸⁰	ST/F/P	72.0	87.2	10	10	20	5	0	30	0	0	25	
281	229	HYPOWER INC. , Fort Lauderdale, Fla.	E/U	71.6	70.0	80	0	0	0	0	0	0	0	20	
282	293	FAULCONER CONSTRUCTION CO. INC. , Charlottesville, Va.	X/U/C	71.1	70.0	0	0	0	0	45	0	45	0	0	
283	**	MG MCGRATH INC. , Maplewood, Minn.	SH	71.0	76.0	100	0	0	0	0	0	0	0	0	
284	**	LUDVIK ELECTRIC CO. , Lakewood, Colo.	E	70.2	51.7	90	0	0	6	4	0	0	0	0	
285	277	BRUCE & MERRILEES ELECTRIC CO. , New Castle, Pa.	E/U	70.0	70.0	10	5	15	5	0	15	40	0	0	
286	314	ICON MECHANICAL CONSTRUCTION & ENGINEERING LLC , Granite City, Ill. ²⁸⁶	M/O	69.2	33.7	70	0	10	0	0	20	0	0	0	
287	322	JDC DEMOLITION CO. INC. , Boston, Mass.	D	68.6	25.8	60	0	20	0	0	20	0	0	0	
288	371	SHAW ELECTRIC CO. , Southfield, Mich.	E	68.4	55.6	54	1	3	0	18	3	0	0	21	
289	320	AREA ENERGY & ELECTRIC INC. , Sidney, Ohio ²⁸⁹	E/M	68.2	68.2	10	80	0	0	0	5	0	0	5	
290	307	JARRELL MECHANICAL CONTRACTOR , Earth City, Mo.	M	68.0	85.0	100	0	0	0	0	0	0	0	0	
291	234	HUSSUNG MECHANICAL CONTRACTORS INC. , Louisville, Ky.	M	67.8	60.0	70	20	0	0	5	5	0	0	0	
292	230	IPS , Rossford, Ohio	M	67.2	70.0	20	30	10	0	0	40	0	0	0	
293	249	MUTH ELECTRIC INC. , Mitchell, S.D.	E	67.2	66.8	59	9	4	0	7	6	5	0	10	
294	310	JB HENDERSON CONSTRUCTION CO. INC. , Albuquerque, N.M.	M	67.1	45.8	25	74	0	0	0	1	0	0	0	
295	273	KARAS & KARAS GLASS CO. INC. , South Boston, Mass.	G	66.8	73.1	100	0	0	0	0	0	0	0	0	
296	288	MARATHON ELECTRICAL CONTRACTORS INC. , Birmingham, Ala.	E	66.8	64.5	45	40	3	0	0	0	2	0	10	
297	**	KIMBEL MECHANICAL SYSTEMS INC. , Springdale, Ark.s	M	66.1	32.0	100	0	0	0	0	0	0	0	0	
298	276	TRAFFIC CONTROL DEVICES INC. , Altamonte Springs, Fla.	E	66.0	214.2	0	0	0	0	0	0	100	0	0	
299	283	MIDWEST DRYWALL CO. INC. , Wichita, Kan.	W	65.6	80.7	99	1	0	0	0	0	0	0	0	
300	348	DUNBAR MECHANICAL INC. , Toledo, Ohio	M	65.2	50.0	17	32	4	0	0	29	0	0	0	

FOOTNOTES: 254=EARTHWORKS; 255=DOORS, FRAMES, HARDWARE; 256=TELECOMMUNICATIONS; 264=FLOORING; 266=FIT UP; 272=INSULATION; 276=STRUCTURED CABLING; 280=INSULATION; 286=INDUSTRIAL; 289=SYSTEMS INTEGRATION

RANK 2016	RANK 2015	FIRM	FIRM TYPE	2015 REVENUE (\$ MIL)		MARKETS (% OF 2015 REVENUE)									
				TOTAL REVENUE	NEW CONTRACTS	GENERAL BUILDING	MANUFACTURING	POWER	WATER SUPPLY	SEWER / WASTE	INDUS. / PETROLEUM	TRANSPORTATION	HAZARDOUS WASTE	TELECOM	
301	**	W.L. FRENCH EXCAVATING CORP., North Billerica, Mass. ³⁰¹	X/O	65.0	40.0	80	0	0	0	10	0	5	5	0	
302	421	KOVACH BUILDING ENCLOSURES, Chandler, Ariz.	SH/G	65.0	75.0	95	0	0	0	0	5	0	0		
303	330	SCHREIBER CORP., Wixom, Mich.	R	65.0	70.0	10	80	0	0	10	0	0	0		
304	279	BAYSIDE INTERIORS INC., Fremont, Calif.	W	64.6	72.0	100	0	0	0	0	0	0	0		
305	**	SUPERIOR GUNITE, Lakeview Terrace, Calif. ³⁰⁵	O/C	64.4	48.6	35	0	0	25	10	0	25	0		
306	282	GAINES & CO., Reisterstown, Md.	U	64.3	75.3	85	0	0	15	0	0	0	0		
307	319	R.W. WARNER INC., Frederick, Md.	M	63.3	66.0	100	0	0	0	0	0	0	0		
308	**	BOUDREAU PIPELINE CORP., Corona, Calif.	U	63.3	58.0	25	0	0	0	2	0	0	0		
309	420	UPCHURCH PLUMBING INC., Greenwood, Miss.	M	63.0	38.6	55	40	0	0	0	5	0	0		
310	286	BIRDAIR INC., Williamsville, N.Y.	R	63.0	54.0	100	0	0	0	0	0	0	0		
311	268	THE SYSTEMS GROUP, El Dorado, Ark.	M	62.8	68.8	0	10	5	0	0	80	0	0		
312	318	SCHLOUCH INC., Blandon, Pa.	X	62.8	53.0	55	1	0	7	19	0	18	0		
313	339	A-C ELECTRIC CO., Bakersfield, Calif.	E	62.5	43.0	15	20	20	5	6	12	20	0		
314	**	JRCRUZ CORP., Aberdeen, N.J. ³¹⁴	U/O	62.3	71.7	0	0	0	30	60	0	10	0		
315	**	NASDI LLC, Woburn, Mass.	D/A	62.1	62.1	40	0	0	0	0	0	25	35		
316	325	MARTIN PETERSEN CO. INC., Kenosha, Wis.	M	61.8	63.0	60	20	0	0	0	20	0	0		
317	382	SUN VALLEY MASONRY INC., Phoenix, Ariz.	MA	61.7	61.7	100	0	0	0	0	0	0	0		
318	332	DALEY'S DRYWALL & TAPING INC., Campbell, Calif.	W	61.2	81.8	100	0	0	0	0	0	0	0		
319	305	FIORE & SONS INC., Denver, Colo. ³¹⁹	O/X/U	61.0	50.7	70	0	0	5	10	0	15	0		
320	285	OIL CAPITAL ELECTRIC, Broken Arrow, Okla.	E/M/SH	61.0	65.0	55	10	5	0	20	10	0	0		
321	272	SERETTA CONSTRUCTION, Apopka, Fla.	C	61.0	61.0	100	0	0	0	0	0	0	0		
322	263	THOMPSON ELECTRIC CO., Sioux City, Iowa	E	61.0	61.0	60	25	0	0	5	0	0	10		
323	356	OTTO BAUM CO. INC., Morton, Ill.	MA/X/C	60.6	36.0	60	0	0	0	0	0	40	0		
324	346	HEPACO LLC, Charlotte, N.C. ³²⁴	O	60.4	68.0	0	0	0	0	0	0	100	0		
325	360	POYNTER SHEET METAL, Greenwood, Ind.	SH	60.3	51.2	60	10	10	0	10	10	0	0		
326	329	EDWIN L HEIM CO, Harrisburg, Pa.	E/M	60.1	52.0	23	43	5	2	10	5	0	2		
327	317	BUIST ELECTRIC, Byron Center, Mich.	E	60.0	51.2	50	30	0	0	0	15	0	5		
328	241	G.M. MCCROSSIN INC., Bellefonte, Pa.	C/M	59.9	119.4	0	0	15	10	45	30	0	0		
329	359	FLAGGER FORCE TRAFFIC CONTROL SERVICES, Hummelstown, Pa. ³²⁹	O	59.7	59.7	0	0	45	0	0	0	20	35		
330	352	FEYEN ZYLSTRA LLC, Grand Rapids, Mich.	E	58.9	72.2	38	30	0	0	0	13	0	19		
331	331	FERGUSON, Plainville, Conn.	M/E	58.6	45.8	100	0	0	0	0	0	0	0		
332	363	ALAKA'I MECHANICAL CORP., Honolulu, Hawaii	M	58.0	96.4	100	0	0	0	0	0	0	0		
333	301	ELLINGSON COS., West Concord, Minn. ³³³	O	58.0	8.8	0	0	0	5	12	30	0	3		
334	375	GSL ELECTRIC, Sandy, Utah	E	58.0	66.2	50	15	0	0	0	25	0	10		
335	311	THE FARFIELD CO., Lititz, Pa.	E/M	58.0	51.5	83	0	0	0	0	0	17	0		
336	338	TAYLOR ELECTRIC INC., Salt Lake City, Utah	E	57.5	94.5	95	0	0	0	0	2	2	0		
337	304	MIDASCO LLC, Elkridge, Md.	E/X	57.2	36.7	0	0	0	0	0	0	100	0		
338	**	HEMMA CONCRETE INC., Marietta, Ga.	C	57.1	53.7	100	0	0	0	0	0	0	0		
339	291	PIPING & EQUIPMENT CO. INC., Wichita, Kan. ³³⁹	O	56.4	56.4	0	0	40	0	0	60	0	0		
340	398	INTERNATIONAL CHIMNEY CORP., Buffalo, N.Y. ³⁴⁰	C/MA/D	56.2	38.0	7	5	36	5	3	32	2	5		
341	280	SURE STEEL INC., South Weber, Utah	ST	56.1	56.1	50	0	0	0	0	50	0	0		
342	381	WHITE ELECTRICAL CONSTRUCTION CO., Atlanta, Ga.	E	55.8	55.8	10	30	15	0	0	35	0	10		
343	327	GREGG ELECTRIC INC., Ontario, Calif.	E	55.7	74.3	20	20	5	0	0	55	0	0		
344	333	BERGER ENGINEERING CO., Dallas, Texas	M	55.4	49.0	100	0	0	0	0	0	0	0		
345	341	ARCHITECTURAL WALL SYSTEMS LLC, Clive, Iowa	G	55.0	26.2	100	0	0	0	0	0	0	0		
346	**	ELECTRIC 1, Portage, Wis.	E	55.0	55.0	50	0	0	10	25	0	10	5		
347	334	CLEVELAND CEMENT CONTRACTORS INC., Cleveland, Ohio	C	54.8	62.3	80	10	0	0	0	10	0	0		
348	**	GREGORY ELECTRIC CO. INC., Columbia, S.C.	E	54.7	56.5	30	20	10	5	10	20	0	5		
349	377	BEARD CONSTRUCTION GROUP LLC, Port Allen, La.	X	54.7	42.0	0	0	0	0	0	89	11	0		
350	422	PREMIER ELECTRICAL CORP., Brooklyn Park, Minn.	E	54.6	56.0	35	5	0	0	20	10	20	10		

FOOTNOTES: 301=TRUCKING AND SOIL MANAGEMENT; 305=SHOTCRETE; 314=MICRO TUNNELING; 316=TRUCKING & SUBCONTRACT; 324=HAZWASTE; 329=TEMPORARY TRAFFIC CONTROL; 333=AG & DIRECTIONAL DRILLING; 339=INDUSTRIAL; 340=RESTORATION/RELOCATION OF HISTORICAL STRUCTURES

RANK 2016	RANK 2015	FIRM	FIRM TYPE	2015 REVENUE (\$ MIL)		MARKETS (% OF 2015 REVENUE)									
				TOTAL REVENUE	NEW CONTRACTS	GENERAL BUILDING	MANUFACTURING	POWER	WATER SUPPLY	SEWER / WASTE	INDUS. / PETROLEUM	TRANSPORTATION	HAZARDOUS WASTE	TELECOM	
351	**	READY ELECTRIC CO. INC., Louisville, Ky.	E	54.4	41.8	50	10	0	0	0	0	20	5	0	15
352	335	BROOKS-BERRY-HAYNIE & ASSOC. INC., Mableton, Ga.	E	54.0	75.6	0	0	0	0	0	0	100	0	0	0
353	396	PETILLO INC., Flanders, N.J.	X/C	53.8	58.6	65	0	0	5	20	0	5	5	0	0
354	270	FOUNDATION CONTRACTORS INC., Oakley, Calif.	X	53.5	57.1	62	0	5	1	6	0	26	0	0	0
355	418	DEE CRAMER INC., Holly, Mich.	SH	53.3	52.8	55	45	0	0	0	0	0	0	0	0
356	358	WYATT INC., Pittsburgh, Pa. ³⁵⁶	W/G/O	53.2	55.5	100	0	0	0	0	0	0	0	0	0
357	300	MIDSTATE MECHANICAL INC., Phoenix, Ariz.	M	53.1	58.0	100	0	0	0	0	0	0	0	0	0
358	366	MEISNER ELECTRIC INC., Delray Beach, Fla.	E	53.0	51.9	84	6	0	0	0	0	5	0	5	5
359	392	WESTERN ALLIED CORP., Santa Fe Springs, Calif.	M	53.0	55.2	80	15	0	0	0	0	5	0	0	0
360	369	INTEGRATED FACILITY SERVICES INC., Fenton, Mo.	M/SH	53.0	38.0	90	5	0	0	0	5	0	0	0	0
361	452	KIMMINS CONTRACTING CORP., Tampa, Fla.	U	52.5	39.0	15	0	0	20	20	0	30	0	15	15
362	**	BAUER FOUNDATION CORP., Odessa, Fla.	X	51.8	56.1	76	0	0	22	0	0	2	0	0	0
363	323	LATITE ROOFING AND SHEET METAL LLC, Pompano Beach, Fla.	R	51.6	68.8	100	0	0	0	0	0	0	0	0	0
364	313	H.T. SWEENEY & SON INC., Brookhaven, Pa.	X	51.6	57.6	20	5	15	0	0	60	0	0	0	0
365	351	RICHARD GOETTLE INC., Cincinnati, Ohio	X	51.4	63.1	15	15	15	10	10	15	15	0	5	5
366	**	WASHINGTON IRON WORKS, Gardena, Calif.	ST	51.3	60.0	100	0	0	0	0	0	0	0	0	0
367	342	BOYETT CONSTRUCTION INC., Hayward, Calif. ³⁶⁷	W/O	51.2	55.0	100	0	0	0	0	0	0	0	0	0
368	255	CHARTER MECHANICAL CONTRACTORS, Portland, Ore.	M	51.2	79.7	15	80	5	0	0	0	0	0	0	0
369	242	A.C. DELLOVADE INC., Canonsburg, Pa.	SH/G	51.0	58.4	30	25	25	0	0	10	10	0	0	0
370	376	APG ELECTRIC INC., Clearwater, Fla.	E	50.9	65.2	90	5	0	0	0	0	0	0	5	5
371	394	CENTRAL CEILINGS INC., South Easton, Mass.	W	50.9	24.4	100	0	0	0	0	0	0	0	0	0
372	349	SLACK & CO. CONTRACTING INC., Houston, Texas ³⁷²	U/X/O	50.2	81.0	85	0	0	5	5	0	5	0	0	0
373	415	AVALOTIS CORP., Verona, Pa.	P	50.1	44.3	0	0	25	0	0	10	65	0	0	0
374	289	GROUP BUILDERS INC., Honolulu, Hawaii	W	50.0	80.6	100	0	0	0	0	0	0	0	0	0
375	**	GOYETTE MECHANICAL CO., Flint, Mich.	M	49.3	58.4	80	20	0	0	0	0	0	0	0	0
376	315	MATCO ELECTRIC CORP., Vestal, N.Y.	E	49.1	27.1	35	25	10	0	15	0	0	0	15	15
377	365	BARNUM & CELILLO ELECTRIC INC., Sacramento, Calif.	E	49.0	49.0	50	10	0	0	0	0	0	0	0	0
378	326	CAID INDUSTRIES INC., Tucson, Ariz. ³⁷⁸	O/M/SH	49.0	40.5	10	10	5	5	10	60	0	0	0	0
379	362	THE DIGESARE GROUP, Schenectady, New York	M	48.8	55.3	100	0	0	0	0	0	0	0	0	0
380	442	ASCHINGER ELECTRIC CO., Fenton, Mo.	E	48.8	40.0	40	10	0	0	5	20	10	0	15	15
381	**	THORNE ASSOCIATES INC., Chicago, Ill.	W	48.8	110.0	100	0	0	0	0	0	0	0	0	0
382	384	SWANSON & YOUNGDALE INC., Minneapolis, Minn.	P	48.6	40.3	73	0	6	0	0	18	3	0	0	0
383	389	FLORENCE ELECTRIC LLC, Canton, Mass. ³⁸³	E	48.6	64.5	85	0	0	0	0	10	0	0	5	5
384	403	SUPERIOR RIGGING & ERECTING CO. INC., Atlanta, Ga. ³⁸⁴	ST/O	48.5	75.3	75	10	0	0	0	0	15	0	0	0
385	294	BROADWAY ELECTRIC INC., Elk Grove Village, Ill.	E	48.2	52.0	75	0	0	5	5	5	0	0	10	10
386	**	XCEL MECHANICAL SYSTEMS INC., Gardena, Calif.	M	47.9	19.6	100	0	0	0	0	0	0	0	0	0
387	373	HARDROCK PLACEMENT CO. INC., Phoenix, Ariz.	C	47.8	53.8	100	0	0	0	0	0	0	0	0	0
388	**	DELAWARE ELEVATOR, Salisbury, Md. ³⁸⁸	O	47.8	66.2	90	8	0	0	0	0	2	0	0	0
389	374	THE BULLDOG GROUP INC., Winston-Salem, N.C.	R	47.6	52.7	98	2	0	0	0	0	0	0	0	0
390	395	TJ WIES CONTRACTING INC., Lake St. Louis, Mo.	W	47.5	66.5	100	0	0	0	0	0	0	0	0	0
391	353	MCDADE-WOODCOCK INC., Albuquerque, N.M.	E	47.1	11.2	10	10	0	0	80	0	0	0	0	0
392	492	SCHETTER ELECTRIC INC., Sacramento, Calif.	E	46.4	22.5	94	3	0	0	0	0	0	0	3	3
393	410	WEIFIELD GROUP CONTRACTING, Denver, Colo.	E	46.3	43.5	84	5	0	0	9	0	2	0	0	0
394	416	A&R MECHANICAL CONTRACTORS INC., Urbana, Ill. ³⁹⁴	M/SH	45.9	26.4	75	3	0	0	2	2	0	0	0	0
395	**	DUNN BUILDING CO. LLC, Birmingham, Ala.	ST/X	45.5	60.0	10	55	0	0	0	35	0	0	0	0
396	483	ADRIAN L. MERTON INC., Capitol Heights, Md.	M	45.4	45.4	100	0	0	0	0	0	0	0	0	0
397	388	TERRY'S ELECTRIC INC., Kissimmee, Fla.	E	44.7	38.1	90	0	10	0	0	0	0	0	0	0
398	393	AREA ERECTORS INC., Rockford, Ill.	ST	44.7	47.6	75	10	0	0	5	5	5	0	0	0
399	350	DUNKIN & BUSH INC., Kirkland, Wash. ³⁹⁹	P	44.6	45.0	0	0	4	0	0	86	10	0	0	0
400	357	TRI-STATE DRILLING INC., Hamel, Minn.	X	44.5	37.3	0	0	95	0	0	0	2	0	3	3

FOOTNOTES: 356=CASEWORK; 367=SITE WORK; 378=TANKS/STEEL FABRICATION; 383=LOW VOLTAGE SYSTEM (S); 384=CRANE RENTAL/RIGGING; 388=ELEVATOR; 394=PLUMBING; 399=SCAFFOLDING & INSULATION

RANK 2016	RANK 2015	FIRM	FIRM TYPE	2015 REVENUE (\$ MIL)		MARKETS (% OF 2015 REVENUE)										
				TOTAL REVENUE	NEW CONTRACTS	GENERAL BUILDING	MANUFACTURING	POWER	WATER SUPPLY	SEWER / WASTE	INDUS. / PETROLEUM	TRANSPORTATION	HAZARDOUS WASTE	TELECOM		
401	**	K.R. SWERDFEGER CONSTRUCTION INC., Pueblo West, Colo.	U	44.0	38.5	0	0	0	20	40	0	0	0	0	0	0
402	402	PRECISION ENVIRONMENTAL CO., Independence, Ohio	A	43.8	49.8	0	0	0	0	0	0	0	0	100	0	0
403	417	ARC ABATEMENT, Waco, Texas	A/D	43.4	47.6	15	0	0	0	0	0	0	0	85	0	0
404	**	ELY CONCRETE CONSTRUCTION LLC, Cartersville, Ga.	C	43.4	62.1	60	20	0	0	0	20	0	0	0	0	0
405	385	PERLECTRIC INC., Fairfax, Va.	E	43.2	43.3	85	0	0	0	0	0	0	0	0	0	15
406	370	KPOST CO., Dallas, Texas ⁴⁰⁶	R	43.1	56.1	80	15	0	0	0	0	5	0	0	0	0
407	355	MID-CITY ELECTRIC CO., Columbus, Ohio ⁴⁰⁷	E	43.0	NA	80	3	0	0	0	5	0	0	0	0	12
408	372	UNITED CHESTER INDUSTRIES, DBA UNITED MECHANICAL, Dallas, Texas	M	42.5	39.4	20	25	0	0	0	5	0	0	0	0	25
409	409	CA LINDMAN COS., Jessup, Md.	MA/C	42.4	47.8	96	0	0	2	0	2	0	0	0	0	0
410	401	TRUESDELL CORP., Tempe, Ariz. ⁴¹⁰	O	42.0	37.9	30	0	0	0	0	0	70	0	0	0	0
411	**	CANNON AND WENDT ELECTRIC CO., Phoenix, Ariz.	E	41.9	69.7	78	0	0	0	0	0	12	0	0	0	2
412	**	SOUTHLAND CONCRETE CORP., Manassas, Va.	C	41.9	41.9	100	0	0	0	0	0	0	0	0	0	0
413	434	FINROCK INDUSTRIES INC., Apopka, Fla.	C	41.7	35.6	100	0	0	0	0	0	0	0	0	0	0
414	397	KOONTZ ELECTRIC CO. INC., Morrilton, Ark.	E	41.7	26.5	0	20	50	20	0	5	5	0	0	0	0
415	361	PHILIPS BROTHERS ELECTRICAL CONTRACTORS INC., Glenmoore, Pa.	E	41.4	22.2	50	20	0	0	10	0	20	0	0	0	0
416	531	BEACON PIPING CO., Canton, Mass.	M	41.4	45.2	10	20	55	0	0	10	5	0	0	0	0
417	413	ASSOCIATED MECHANICAL CONTRACTORS INC., Shakopee, Minn.	M	41.3	60.7	100	0	0	0	0	0	0	0	0	0	0
418	**	FOUNTAIN CONSTRUCTION CO. INC., Jackson, Miss. ⁴¹⁸	O/E/M	41.2	96.7	100	0	0	0	0	0	0	0	0	0	0
419	431	APEX IMAGING SERVICES, Pomona, Calif. ⁴¹⁹	W/O/P	41.0	45.0	100	0	0	0	0	0	0	0	0	0	0
420	536	HODESS CONSTRUCTION CORP., North Attleboro, Mass. ⁴²⁰	O	40.6	50.4	20	0	0	0	0	80	0	0	0	0	0
421	412	UNISTRUT CONSTRUCTION, Addison, Ill.	W	40.4	49.2	100	0	0	0	0	0	0	0	0	0	0
422	518	INTEX ELECTRICAL CONTRACTOR INC., Forney, Texas	E	40.3	48.0	100	0	0	0	0	0	0	0	0	0	0
423	425	HARTMAN WALSH INDUSTRIAL SERVICES, St. Louis, Mo.	P	40.2	NA	5	5	25	25	5	20	10	5	0	0	0
424	440	TRINITY DRYWALL & PLASTERING SYSTEMS, Fort Worth, Texas	W	40.2	36.4	100	0	0	0	0	0	0	0	0	0	0
425	407	NORTH AMERICAN DISMANTLING CORP., Lapeer, Mich.	D/O	40.0	43.6	8	16	55	0	0	10	1	10	0	0	0
426	**	OLSSON INDUSTRIAL ELECTRIC, Springfield, Nev.	E	40.0	41.5	0	10	40	0	0	50	0	0	0	0	0
427	432	TOWER GLASS INC., Santee, Calif.	G	39.7	49.7	100	0	0	0	0	0	0	0	0	0	0
428	424	ORNDORFF & SPAID INC., Beltsville, Md.	R/SH	39.6	37.2	82	10	0	0	0	8	0	0	0	0	0
429	445	ACTION ELECTRIC CO. INC., Atlanta, Ga. ⁴²⁹	E/M	39.5	42.8	4	73	2	0	0	20	0	0	0	1	0
430	465	CSE INC., Madison Heights, Va.	ST	39.5	32.3	50	15	5	0	0	30	0	0	0	0	0
431	475	CANTERA CONCRETE CO. LLC, Tulsa, Okla.	C	39.5	38.0	95	0	0	0	0	5	0	0	0	0	0
432	408	SOWLES CO., Shakopee, Minn. ⁴³²	ST/O	39.2	19.8	75	0	0	5	0	5	15	0	0	0	0
433	400	HACI MECHANICAL CONTRACTORS INC., Phoenix, Ariz.	M	39.1	28.2	90	5	0	0	0	0	5	0	0	0	0
434	378	THOMAS INDUSTRIAL COATINGS INC., Pevely, Mo.	P	39.1	26.2	6	4	10	14	15	21	30	0	0	0	0
435	**	ACME CONSTRUCTORS, St. Louis, Mo.	M/ST	39.0	42.6	0	87	1	0	0	12	0	0	0	0	0
436	**	DCR SERVICES INC., Lakeland, Fla. ⁴³⁶	E/O/M	38.7	NA	0	0	26	0	8	52	5	0	0	9	0
437	428	SUNWEST ELECTRIC INC., Anaheim, Calif.	E	38.7	37.5	85	0	0	0	0	10	0	0	0	0	5
438	507	ENVIRONMENTAL HOLDINGS GROUP LLC, Morrisville, N.C.	A	38.5	35.1	60	0	0	0	0	40	0	0	0	0	0
439	470	ACME ELECTRIC CO., Lubbock, Texas	E	38.4	43.9	40	0	0	0	60	0	0	0	0	0	0
440	423	ROOFING SOLUTIONS LLC, Prairieville, La.	R	38.0	36.0	100	0	0	0	0	0	0	0	0	0	0
441	292	FRISCHHERTZ ELECTRIC CO., New Orleans, La.	E	37.9	50.0	100	0	0	0	0	0	0	0	0	0	0
442	435	JERRY THOMPSON & SONS PAINTING INC, San Rafael, Calif.	P	37.5	28.0	70	15	0	0	0	5	10	0	0	0	0
443	368	HALEY-GREER INC., Dallas, Texas	G	37.0	37.0	100	0	0	0	0	0	0	0	0	0	0
444	411	ACOUSTIC CEILING AND PARTITION CO., Ann Arbor, Mich.	W	36.9	39.4	100	0	0	0	0	0	0	0	0	0	0
445	476	SIERRA PACIFIC WEST INC., Vista, Calif.	X/D	36.3	23.8	70	0	0	0	0	0	30	0	0	0	0
446	436	SHELLEY ELECTRIC INC., Wichita, Kan.	E	36.3	17.6	25	20	0	0	40	15	0	0	0	0	0
447	441	ASCHER BROTHERS CO. INC., Chicago, Ill.	P	36.3	36.3	100	0	0	0	0	0	0	0	0	0	0
448	427	GRIBBINS INSULATION CO. INC., Evansville, Ind.	O	36.2	37.5	10	5	50	0	0	35	0	0	0	0	0
449	538	GRAZZINI BROTHERS & CO., Eagan, Minn. ⁴⁴⁹	O	36.2	23.4	96	0	0	0	0	0	4	0	0	0	0
450	429	ACE ELECTRIC INC., Valdosta, Ga.	E	36.2	92.8	81	2	2	0	0	9	6	0	0	0	0

FOOTNOTES: 406—LIGHTWEIGHT INSULATING CONCRETE; 407—TELEDATA; 410—CONCRETE REPAIR; 418—GENERAL CONSTRUCTION WORK; 419—FINISH TRADES; 420—CLEANROOMS; 429—DRYWALL, CARPENTRY; 432—CRANES AND RIGGING; 436—ENGINEERING AND CONTROLS SYSTEMS; 449—SPECIALTY CONTRACTOR

TEAM INDUSTRIAL SERVICES on March 1 completed the acquisition of Furmanite Corp., Houston. Furmanite ranked at No. 25 on last year's Top 600.

RANK 2016	RANK 2015	FIRM	FIRM TYPE	2015 REVENUE (\$ MIL)		MARKETS (% OF 2015 REVENUE)									
				TOTAL REVENUE	NEW CONTRACTS	GENERAL BUILDING	MANUFACTURING	POWER	WATER SUPPLY	SEWER / WASTE	INDUS. / PETROLEUM	TRANSPORTATION	HAZARDOUS WASTE	TELECOM	
451	471	BECKSTROM ELECTRIC, Purcellville, Va.	E	36.1	22.3	100	0	0	0	0	0	0	0	0	0
452	**	KARSTEN INTERIOR SERVICES LP, Houston, Texas	W	36.0	28.0	100	0	0	0	0	0	0	0	0	0
453	439	JOHNSON AND JORDAN INC., Scarborough, Maine	M	35.7	30.5	90	9	0	0	1	0	0	0	0	0
454	**	SEEDORFF MASONRY INC., Strawberry Point, Iowa	MA	35.7	32.1	95	5	0	0	0	0	0	0	0	0
455	433	DEE BROWN INC., Garland, Texas	MA	35.4	35.4	100	0	0	0	0	0	0	0	0	0
456	405	KING OF TEXAS ROOFING CO. LP, Grand Prairie, Texas	R	35.4	38.9	100	0	0	0	0	0	0	0	0	0
457	480	O.C. MCDONALD CO. INC., San Jose, Calif.	M	35.1	50.4	70	10	0	0	0	20	0	0	0	0
458	383	CULLUM MECHANICAL CONSTRUCTION INC., North Charleston, S.C. ⁴⁵⁸	M	35.0	35.7	43	50	0	0	0	7	0	0	0	0
459	**	AMERICAN CONSTRUCTION CO., Tacoma, Wash. ⁴⁵⁹	O	34.8	34.4	0	0	0	0	0	0	0	0	0	0
460	426	NICKLE ELECTRICAL COS., Newark, Del.	E	34.8	36.0	75	10	0	0	0	10	0	0	0	5
461	**	BELTLINE ELECTRIC CO. INC., Paducah, Ky.	E	34.8	34.9	8	1	10	5	0	75	0	0	0	0
462	502	VENUS CONSTRUCTION, Mansfield, Texas	U	34.8	40.0	75	0	0	0	0	0	25	0	0	0
463	**	WIEGMANN & ASSOCIATES, St. Charles, Mo.	M	34.7	49.2	75	25	0	0	0	0	0	0	0	0
464	500	MID ATLANTIC MECHANICAL, Glen Mills, Pa.	M	34.5	38.0	95	0	0	5	0	0	0	0	0	0
465	448	AJAY GLASS CO., Canandaigua, N.Y.	G	34.5	60.0	100	0	0	0	0	0	0	0	0	0
466	446	UNITED RIGGERS AND ERECTORS INC., Walnut, Calif.	M/ST/C	34.1	27.2	10	20	10	0	20	40	0	0	0	0
467	**	ADVANCETEC LLC, Richmond, Va. ⁴⁶⁷	O	34.0	29.0	0	50	0	0	0	0	0	0	0	0
468	386	INTECH CONTRACTING LLC, Lexington, Ky. ⁴⁶⁸	P/O	34.0	35.1	7	0	0	0	0	2	91	0	0	0
469	450	H.R. ALLEN INC., North Charleston, S.C.	E	34.0	31.5	95	3	0	0	0	0	0	0	0	2
470	458	O'ROURKE WRECKING CO., Cincinnati, Ohio	D	33.5	51.5	20	10	5	0	5	20	40	0	0	0
471	419	B&B ELECTRICAL CONTRACTORS INC., Iron Mountain, Mich.	E	33.2	24.5	5	5	15	0	0	50	0	0	0	0
472	444	K&K IRON WORKS LLC, McCook, Ill. ⁴⁷²	ST/O	33.0	31.5	60	5	0	0	10	5	20	0	0	0
473	**	SEA BREEZE ELECTRIC INC., Port Charlotte, Fla.	E	33.0	13.3	100	0	0	0	0	0	0	0	0	0
474	478	TARLTON AND SON INC., Fresno, Calif. ⁴⁷⁴	W/O/P	32.9	42.4	100	0	0	0	0	0	0	0	0	0
475	490	GIROUX GLASS INC., Los Angeles, Calif.	G	32.7	40.2	100	0	0	0	0	0	0	0	0	0
476	**	CONCRETE PROTECTION & RESTORATION INC. (CP&R), Baltimore, Md. ⁴⁷⁶	C	32.5	41.8	90	5	0	2	0	0	3	0	0	0
477	**	THERMAL CONCEPTS INC., Davie, Fla.	M	32.2	16.4	80	0	0	0	0	0	10	0	0	0
478	451	SPACECON SPECIALTY CONTRACTORS LLC, Colorado Springs, Colo.	W	32.2	32.2	80	0	0	0	0	0	20	0	0	0
479	459	WALDROP INC., Phoenix, S.C.	M	32.1	35.6	80	10	0	0	0	10	0	0	0	0
480	404	INTERSTATE MECHANICAL CORP. DBA IMCOR, Phoenix, Ariz. ⁴⁸⁰	M/SH/O	32.1	29.2	80	6	0	0	4	0	10	0	0	0
481	**	LELAND COLLIER ELECTRIC CO., Waco, Texas	E	32.0	29.4	100	0	0	0	0	0	0	0	0	0
482	468	MIDWEST STEEL CO. INC., Houston, Texas	D	32.0	29.5	0	0	0	0	0	100	0	0	0	0
483	484	WAYNE'S ROOFING INC., Sumner, Wash.	R	31.8	38.9	90	10	0	0	0	0	0	0	0	0
484	472	KASSELMAN ELECTRIC CO. INC., Albany, N.Y.	E	31.7	20.0	85	5	0	0	0	5	0	0	0	5
485	464	DEL MONTE ELECTRIC, Dublin, Calif.	E	31.5	30.2	70	0	30	0	0	0	0	0	0	0
486	489	QUALITY INTERIORS INC., Indianapolis, Ind.	W/P	31.5	13.0	85	15	0	0	0	0	0	0	0	0
487	430	BUESING CORP., Phoenix, Ariz. ⁴⁸⁷	X/O	31.3	25.4	63	5	6	7	8	2	9	0	0	0
488	509	LEI COS. INC., Denver, Colo.	E	31.0	15.0	85	0	0	0	0	0	10	0	0	5
489	443	DURR HEAVY CONSTRUCTION, Harhan, La.	X/D/C	31.0	21.5	70	0	0	0	0	0	30	0	0	0
490	501	RHP MECHANICAL SYSTEMS, Reno, Nev.	M	31.0	20.4	50	50	0	0	0	0	0	0	0	0
491	521	IMS MASONRY INC., Lindon, Utah	MA	30.8	36.4	99	0	0	0	0	1	0	0	0	0
492	462	THE HOLBROOK CO. INC., Grand Prairie, Texas	X/D	30.6	34.2	79	0	0	0	2	0	14	5	0	0
493	485	MARR SCAFFOLDING CO., South Boston, Mass. ⁴⁹³	O	30.4	20.4	0	0	0	0	0	0	0	0	0	0
494	**	MKD ELECTRIC INC., Elgin, Ill.	E	30.3	30.3	1	16	0	0	0	83	0	0	0	0
495	554	ALL AREA PLUMBING INC., Covina, Calif. ⁴⁹⁵	M	30.1	41.5	75	0	0	0	0	0	0	0	0	0
496	525	COMMERCIAL ROOFERS INC., Las Vegas, Nev. ⁴⁹⁶	R/O	30.0	30.0	40	0	0	0	0	0	0	0	0	0
497	414	SHORELINE FOUNDATION INC., West Part, Fla. ⁴⁹⁷	O/X	29.6	12.9	10	0	0	15	15	0	60	0	0	0
498	517	FENTON RIGGING & CONTRACTING INC., Cincinnati, Ohio ⁴⁹⁸	O/C/ST	29.6	29.6	0	45	0	0	0	15	40	0	0	0
499	514	HIS CONSTRUCTORS INC., Indianapolis, Ind. ⁴⁹⁹	C/X/O	29.5	34.7	20	0	0	0	10	0	40	30	0	0
500	461	LONG PAINTING CO., Kent, Wash.	P	29.5	36.7	31	21	5	12	6	14	7	4	0	0

FOOTNOTES: 458=PLUMBING; 459=DRIDGING/MARINE CONSTRUCTION; 468=BRIDGE RESTORATION, BRIDGE INSPECTION SUPPORT, STEEL FABRICATION; 472=STEEL FABRICATION; 474=PLASTERING, EIFS; 476=COATING/WATERPROOFING; 480=PLUMBING & SERVICE; 487=SHORING & SOLAR PILES; 489=ALL EXCEPT STEEL ERECTION & UTILITY; 495=PLUMBING; 496=PLUMBING; 498=RIGGING & OTHER; 499=ENVIRONMENTAL REMEDIATION

TDINDUSTRIES INC. in March was named to Fortune magazine's "100 Best Companies to Work For" list for the 19th straight time.

FOOTNOTES: 507=COMMERCIAL DEWATERING; 508=GENERAL CONSTRUCTION/CONSTRUCTION MANAGEMENT; 512=INSULATION; 516=DRILLING AND BLASTING; 518=TOWER CRANE; 521=WATERPROOFING; 524=THEATRICAL STAGE EQUIPMENT; 532=STONE AND TILE INSTALLATION; 535=PLASTER; 540=TENSION FABRIC BUILDINGS; 542=CALLING/WATERPROOFING; 549=SITE WORK

RANK 2016	RANK 2015	FIRM	FIRM TYPE	2015 REVENUE (\$ MIL)		MARKETS (% OF 2015 REVENUE)									
				TOTAL REVENUE	NEW CONTRACTS	GENERAL BUILDING	MANUFACTURING	POWER	WATER SUPPLY	SEWER / WASTE	INDUS. / PETROLEUM	TRANSPORTATION	HAZARDOUS WASTE	TELECOM	
501	519	JOHNSON-DAVIS INC., Lantana, Fla.	U	29.1	25.0	0	0	0	30	70	0	0	0	0	0
502	**	WASCO INC., Nashville, Tenn.	MA	29.0	30.0	100	0	0	0	0	0	0	0	0	0
503	**	THE ROOF DEPOT INC., Alpharetta, Ga.	R	29.0	35.0	100	0	0	0	0	0	0	0	0	0
504	497	CORBINS ELECTRIC, Phoenix, Ariz.	E	28.8	22.5	59	12	0	2	0	19	8	0	0	0
505	**	ANRON AIR SYSTEMS INC., N. Babylon, N.Y.	M/SH	28.7	28.7	100	0	0	0	0	0	0	0	0	0
506	494	GEORGE E MASKER INC., Oakland, Calif.	P	28.6	30.0	75	10	0	0	0	0	15	0	0	0
507	496	GRIFFIN DEWATERING CORP., Houston, Texas ⁵⁰⁷	O	28.5	31.5	70	0	0	20	10	0	0	0	0	0
508	449	THOMARIOS, Akron, Ohio ⁵⁰⁸	P/O	28.1	29.4	50	30	5	0	0	5	10	0	0	0
509	**	BRAZOS MASONRY INC., Waco, Texas	MA	28.0	20.5	100	0	0	0	0	0	0	0	0	0
510	**	TWC CONCRETE SERVICES LLC, Cincinnati, Ohio	C	28.0	28.0	75	25	0	0	0	0	0	0	0	0
511	566	BAKER PAINT AND CONTRACTING, Tucker, Ga.	P	27.9	30.0	100	0	0	0	0	0	0	0	0	0
512	**	INTERNATIONAL ASBESTOS REMOVAL INC., Woodside, N.Y. ⁵¹²	A/O	27.8	45.4	30	0	0	0	5	0	10	50	0	0
513	**	SHARLEN ELECTRIC CO., Chicago, Ill.	E	27.5	29.5	60	10	0	0	0	10	10	0	0	10
514	545	MIDWEST SERVICE GROUP, St. Peters, Mo.	A/D/R	27.4	27.4	15	0	0	0	0	10	0	75	0	0
515	491	THE PIPCO COS. LTD., Peoria, Ill.	X/F/M	27.4	21.4	35	20	0	10	5	25	0	0	0	5
516	460	HOOVER CONSTRUCTION, Virginia, Minn. ⁵¹⁶	X/O	27.0	27.0	0	0	0	20	10	40	30	0	0	0
517	**	MKB CONSTRUCTION INC., Phoenix, Ariz.	W	27.0	40.0	100	0	0	0	0	0	0	0	0	0
518	**	APEX STEEL INC., Kirkland, Wash. ⁵¹⁸	ST	26.9	39.6	87	0	0	0	0	5	8	0	0	0
519	**	MIRAGE INDUSTRIAL GROUP LLC, Lolita, Texas	C/M	26.8	28.2	0	0	0	0	0	100	0	0	0	0
520	456	W.B. GUIMARIN & CO. INC., Columbia, S.C.	M	26.6	26.6	70	30	0	0	0	0	0	0	0	0
521	512	THE GEORGE D. ALAN CO., Grand Prairie, Texas ⁵²¹	O	26.6	35.0	75	10	0	0	2	5	8	0	0	0
522	584	APS FIRE CO., Broken Arrow, Okla.	F	26.5	7.8	40	20	0	0	0	30	0	0	0	10
523	516	CERTIFIED COATINGS CO., Fairfield, Calif.	P	25.5	19.5	0	0	0	0	0	20	80	0	0	0
524	455	TEXAS SCENIC CO., San Antonio, Texas ⁵²⁴	O	25.5	25.8	100	0	0	0	0	0	0	0	0	0
525	**	DESIGN ELECTRIC INC., Charlottesville, Va.	E	25.5	27.2	50	23	0	0	5	0	5	0	0	17
526	457	BRIGGS ELECTRIC INC., Tustin, Calif.	E	25.4	31.7	75	0	0	0	0	13	0	0	0	12
527	506	PRISM RESPONSE INC., Export, Pa.	A	25.4	20.0	20	0	0	0	0	30	0	50	0	0
528	**	GREAT RIVER INDUSTRIES, Natchez, Miss.	M	25.3	28.5	10	0	30	0	0	60	0	0	0	0
529	549	METRO MECHANICAL INC., Bolton, Miss.	M	25.2	23.1	100	0	0	0	0	0	0	0	0	0
530	547	R&R WINDOW CONTRACTORS INC., Easthampton, Mass.	G	25.1	25.1	100	0	0	0	0	0	0	0	0	0
531	487	CENTURY STEEL ERECTORS CO. LP, Dravosburg., Pa.	ST	24.4	29.7	80	0	0	0	0	5	15	0	0	0
532	560	MILLER DRUCK SPECIALTY CONTRACTING INC., New York, N.Y. ⁵³²	O	24.3	35.1	82	0	0	0	0	0	18	0	0	0
533	523	K&S AIR CONDITIONING INC., Orange, Calif.	M	24.1	28.0	95	5	0	0	0	0	0	0	0	0
534	499	PATRIOT ERECTORS INC., Dripping Springs, Texas	ST	24.0	16.4	80	10	0	0	0	0	10	0	0	0
535	555	EVERGREENE ARCHITECTURAL ARTS INC., New York, N.Y. ⁵³⁵	O/P	24.0	25.0	100	0	0	0	0	0	0	0	0	0
536	533	ROBINETTE DEMOLITION INC., Oakbrook Terrace, Ill.	D	24.0	22.5	100	0	0	0	0	0	0	0	0	0
537	542	IHP INDUSTRIAL INC., St. Joseph, Mo.	M	24.0	9.4	15	30	0	10	0	45	0	0	0	0
538	530	HARRISON CONTRACTING CO. INC., Villa Rica, Ga.	P	23.8	24.8	97	0	0	0	0	3	0	0	0	0
539	565	BRODIE CONTRACTORS INC., Raleigh, N.C.	MA	23.8	24.0	100	0	0	0	0	0	0	0	0	0
540	**	LEGACY BUILDING SOLUTIONS, South Haven, Minn. ⁵⁴⁰	O	23.7	19.8	0	0	0	0	0	0	0	0	0	0
541	572	PERRECA ELECTRIC CO. INC., Newburgh, N.Y.	E	23.5	28.6	20	25	15	0	0	20	5	0	0	15
542	553	THE WITMER GROUP, Mount Joy, Pa. ⁵⁴²	MA	23.4	23.0	80	15	0	0	0	0	5	0	0	0
543	466	HELLER ELECTRIC CO. INC., Brandywine, Md.	E	23.4	32.0	90	0	0	0	0	0	0	0	0	10
544	495	CLEARY CONSTRUCTION INC., Tompkinsville, Ky.	U	23.3	48.8	0	0	0	69	24	0	0	0	0	0
545	559	JD TRADITIONAL, Huntington Station, N.Y.	W	23.0	22.0	95	0	0	0	0	0	5	0	0	0
546	570	CRAWFORD TRACEY CORP., Deerfield Beach, Fla.	G	22.7	34.1	100	0	0	0	0	0	0	0	0	0
547	479	W.D. MANOR MECHANICAL CONTRACTORS INC., Phoenix, Ariz.	M	22.5	35.0	10	0	0	0	0	0	0	0	0	0
548	522	CENTURY MECHANICAL CONTRACTORS INC., Fort Worth, Texas	M	22.5	46.4	85	0	0	0	0	15	0	0	0	0
549	532	D.H. FUNK & SONS LLC, Columbia, Pa. ⁵⁴⁹	X/U/O	22.2	16.5	80	20	0	0	0	0	0	0	0	0
550	515	DEMOLITION & ASBESTOS REMOVAL INC., Greensboro, N.C.	A/D	22.2	23.5	15	0	0	0	0	0	0	85	0	0

..... LIMBACH FACILITIES GROUP went public in July and is now traded under the name Limbach Holdings using the ticker symbol LMBH.

RANK 2016	2015	FIRM	FIRM TYPE	2015 REVENUE (\$ MIL)		MARKETS (% OF 2015 REVENUE)									
				TOTAL REVENUE	NEW CONTRACTS	GENERAL BUILDING	MANUFACTURING	POWER	WATER SUPPLY	SEWER / WASTE	INDUS. / PETROLEUM	TRANSPORTATION	HAZARDOUS WASTE	TELECOM	
551	**	BENCOR GLOBAL INC., A KELLER CO., Frisco, Texas	X	22.1	NA	4	0	0	71	0	0	25	0	0	0
552	474	MAYERS ELECTRIC CO. INC., Cincinnati, Ohio	E	22.1	26.1	38	43	5	0	0	8	0	0	6	
553	**	CHEROKEE ENTERPRISES INC., Miami Lakes, Fla. ⁵⁵³	M/O	22.0	22.0	0	0	0	0	6	0	85	9	0	
554	503	D.W. NICHOLSON CORP., Hayward, Calif.	M/E	22.0	22.3	10	15	0	0	10	15	50	0	0	
555	534	GRAYDAZE CONTRACTING INC., Alpharetta, Ga.	P	21.9	21.3	90	10	0	0	0	0	0	0	0	
556	571	MSL ELECTRIC INC., Anaheim, Calif.	E	21.8	28.5	0	0	0	0	0	0	100	0	0	
557	**	SUTTER ROOFING, Sarasota, Fla.	R	21.7	21.7	90	10	0	0	0	0	0	0	0	
558	510	M & D MECHANICAL CONTRACTORS INC., Decatur, Ala.	M	21.7	25.0	40	25	0	10	0	25	0	0	0	
559	544	JOHN SMITH MASONRY, St. Louis, Mo.	MA	21.7	21.7	80	5	5	0	4	6	0	0	0	
560	**	TILSON TECHNOLOGY MANAGEMENT INC., Portland, Maine ⁵⁶⁰	O	21.7	35.0	0	0	0	0	0	0	0	0	61	
561	**	HELICAL DRILLING INC., Braintree, Mass.	X/O	21.5	28.8	80	5	0	5	5	0	5	0	0	
562	438	ERSI, East Syracuse, N.Y.	D	21.5	25.0	25	25	0	0	0	50	0	0	0	
563	568	GROSS MECHANICAL CONTRACTORS INC., St. Louis, Mo.	M	21.4	22.3	0	10	10	0	10	70	0	0	0	
564	541	HARGROVE ELECTRIC CO., Dallas, Texas	E	21.3	18.5	60	15	0	0	0	10	0	0	15	
565	511	SPECIALTY FINISHES INC., Atlanta, Ga.	P	21.3	24.3	80	0	0	0	0	10	10	0	0	
566	**	BLOUNT CONTRACTING INC., Apache Junction, Ariz.	X	21.0	27.6	72	0	26	2	0	0	0	0	0	
567	**	THE MILLER-CLAPPERTON PARTNERSHIP INC., Austell, Ga.	W	20.8	NA	99	1	0	0	0	0	0	0	0	
568	543	RAM ACOUSTICAL CORP., Beaver Falls, Pa.	W	20.5	16.2	100	0	0	0	0	0	0	0	0	
569	**	VIDIMOS INC., East Chicago, Ind.	SH	20.4	20.4	0	15	5	0	0	80	0	0	0	
570	540	J. CROMPTON ELECTRIC INC., West Palm Beach, Fla. ⁵⁷⁰	O	20.3	26.1	4	0	0	0	0	0	0	0	96	
571	569	HAMPSHIRE FIRE PROTECTION, Londonderry, N.H.	F	20.1	14.0	100	0	0	0	0	0	0	0	0	
572	588	EARTH SERVICES & ABATEMENT INC., Commerce City, Colo.	A	20.1	21.0	10	0	20	0	0	30	10	30	0	
573	513	LEGACY MECHANICAL INC., Denver, Colo.	M/SH	20.1	30.7	90	2	0	0	0	8	0	0	0	
574	556	SHIELDS INC., Winston Salem, N.C. ⁵⁷⁴	W/O	20.1	19.6	92	5	0	0	0	0	3	0	0	
575	539	NATIONAL ENCLOSURE CO. LLC, Pontiac, Mich.	G	20.0	41.6	100	0	0	0	0	0	0	0	0	
576	**	NEUROADS ENVIRONMENTAL SERVICES, Boston, Mass.	A	20.0	20.0	0	0	0	0	0	0	0	100	0	
577	548	R. BAKER & SON, Marlboro, N.J.	D	19.0	21.0	7	10	25	2	5	40	5	3	3	
578	**	LVW ELECTRONICS, Colorado Springs, Colo. ⁵⁷⁸	O/E	19.0	22.0	20	0	0	0	0	0	0	0	80	
579	498	PIEDMONT MECHANICAL INC., Spartanburg, S.C. ⁵⁷⁹	M	18.8	16.1	0	100	0	0	0	0	0	0	0	
580	567	ATS DRILLING INC., Fort Worth, Texas	X	18.7	7.4	5	0	0	0	5	0	90	0	0	
581	**	BERNHARD WOODWORK LTD., Northbrook, Ill. ⁵⁸¹	O	18.6	20.0	100	0	0	0	0	0	0	0	0	
582	463	LUSE HOLDINGS, Aurora, Ill. ⁵⁸²	O/A/D	18.6	20.7	25	10	28	0	5	20	0	12	0	
583	**	VANGUARD ENERGY PARTNERS LLC, Branchburg, N.J. ⁵⁸³	O	18.6	43.0	0	0	0	0	0	0	0	0	0	
584	563	KEARNEY ELECTRIC INC., Phoenix, Ariz.	E	18.5	4.8	35	10	0	0	0	5	0	0	50	
585	576	INSULATION SPECIALTIES INC., Hopewell, Va. ⁵⁸⁵	O/A	18.5	22.1	10	0	36	0	0	15	0	39	0	
586	577	ACKERMAN PLUMBING INC., Sarasota, Fla. ⁵⁸⁶	M	18.4	27.3	100	0	0	0	0	0	0	0	0	
587	**	GRAHAM COUNTY LAND CO. LLC, Robbinsville, N.C. ⁵⁸⁷	O	18.0	16.0	0	0	0	0	0	0	100	0	0	
588	573	IACOBONI SITE SPECIALISTS INC., Baltimore, Md. ⁵⁸⁸	U/O	17.9	18.0	100	0	0	0	0	0	0	0	0	
589	585	WINTER ENVIRONMENTAL, DIV. OF WINTER CONSTR. CO., Norcross, Ga.	O/A	17.8	17.8	0	0	0	0	0	0	0	100	0	
590	526	SETPOINT SYSTEMS CORP., Littleton, Colo.	M	17.7	12.7	100	0	0	0	0	0	0	0	0	
591	551	PYRAMID MASONRY CONTRACTORS INC., Decatur, Ga.	MA	17.2	25.4	90	8	0	0	0	0	2	0	0	
592	**	NYR FACADE CORP., Wantagh, N.Y.	G	16.7	17.6	100	0	0	0	0	0	0	0	0	
593	583	BENISE DOWLING & ASSOCIATES INC., Decatur, Ga. ⁵⁹³	P/O	16.5	7.5	55	10	0	0	0	15	20	0	0	
594	558	VULCAN PAINTERS INC., Bessemer, Ala.	P	16.2	16.2	0	5	20	5	70	0	0	0	0	
595	**	D & F INDUSTRIES INC., Pharr, Texas	E/M	16.1	15.9	99	0	0	0	0	1	0	0	0	
596	**	ERNEST D. MENOLD INC., Lester, Pa.	SH	16.1	17.0	0	10	20	0	5	30	5	0	0	
597	**	GIBSON LANDSCAPE SERVICES, Alpharetta, Ga. ⁵⁹⁷	O	16.0	15.1	93	5	0	0	0	0	2	0	0	
598	590	ROYAL BRIDGE INC., Palm Harbor, Fla.	P/A	16.0	16.0	0	0	0	10	0	0	90	0	0	
599	**	THE COMTRAN GROUP INC., Buford, Ga. ⁵⁹⁹	O/E	16.0	23.2	0	5	0	0	0	5	15	0	0	
600	**	CLUNN ACOUSTICAL SYSTEMS, Magnolia, Texas	W	15.9	24.9	100	0	0	0	0	0	0	0	0	

FOOTNOTES: 553=REMEDATION; 560=TELECOM INFRASTRUCTURE; 561=TELECOMMUNICATIONS; 570=TELECOMMUNICATIONS; 574=CEILING; 575=MECHANICAL; 576=MECHANICAL; 577=MECHANICAL; 578=MECHANICAL; 579=MECHANICAL; 581=ARCHITECTURAL WOODWORK; 582=MECHANICAL; 583=MECHANICAL; 584=MECHANICAL; 585=MECHANICAL; 586=MECHANICAL; 587=MECHANICAL; 588=MECHANICAL; 589=MECHANICAL; 590=MECHANICAL; 591=MECHANICAL; 592=MECHANICAL; 593=MECHANICAL; 594=MECHANICAL; 595=MECHANICAL; 596=MECHANICAL; 597=MECHANICAL; 598=MECHANICAL; 599=MECHANICAL; 600=MECHANICAL