

ENR THE TOP 600

Overview p. 56 // Specialties Analysis p. 56 // Profitability p. 56 // New Contracts p. 56 // Market Analysis p. 57 // Volume p. 57
Brightview Digs Watery Landscape p. 58 // Top 600 Dialogue p. 59 // Gate Precast Using 3D Printed Formwork p. 60
Top 50 Electrical Firms p. 61 // Top 50 Mechanical Firms p. 62 // Top 20 Masonry Firms p. 63 // Top 20 Concrete Firms p. 63
Top 20 Wall and Ceiling Firms p. 63 // Top 20 Utility Firms p. 63 // Top 20 Glazing and Curtain-Wall Firms p. 64 // Top 20 Painting
Firms p. 64 // Top 20 Excavation and Foundation Firms p. 64 // Top 20 Roofing Firms p. 64 // Top 20 Demolition and Wrecking
Firms p. 65 // Top 20 Asbestos Abatement Firms p. 65 // Top 20 Sheet-Metal Firms p. 65 // Top 20 Steel Erection Firms p. 65 // Top
20 Fire Protection and Sprinklers Firms p. 66 // M.C. Dean Invests in Modular Construction p. 66 // How To Read the Top
600 Tables p. 66 // The ENR Top 600 Specialty Contractors List p. 69 // Where To Find the Top 600 p. 83



PHOTO COURTESY OF CENTURI CONSTRUCTION GROUP

NUMBER 12

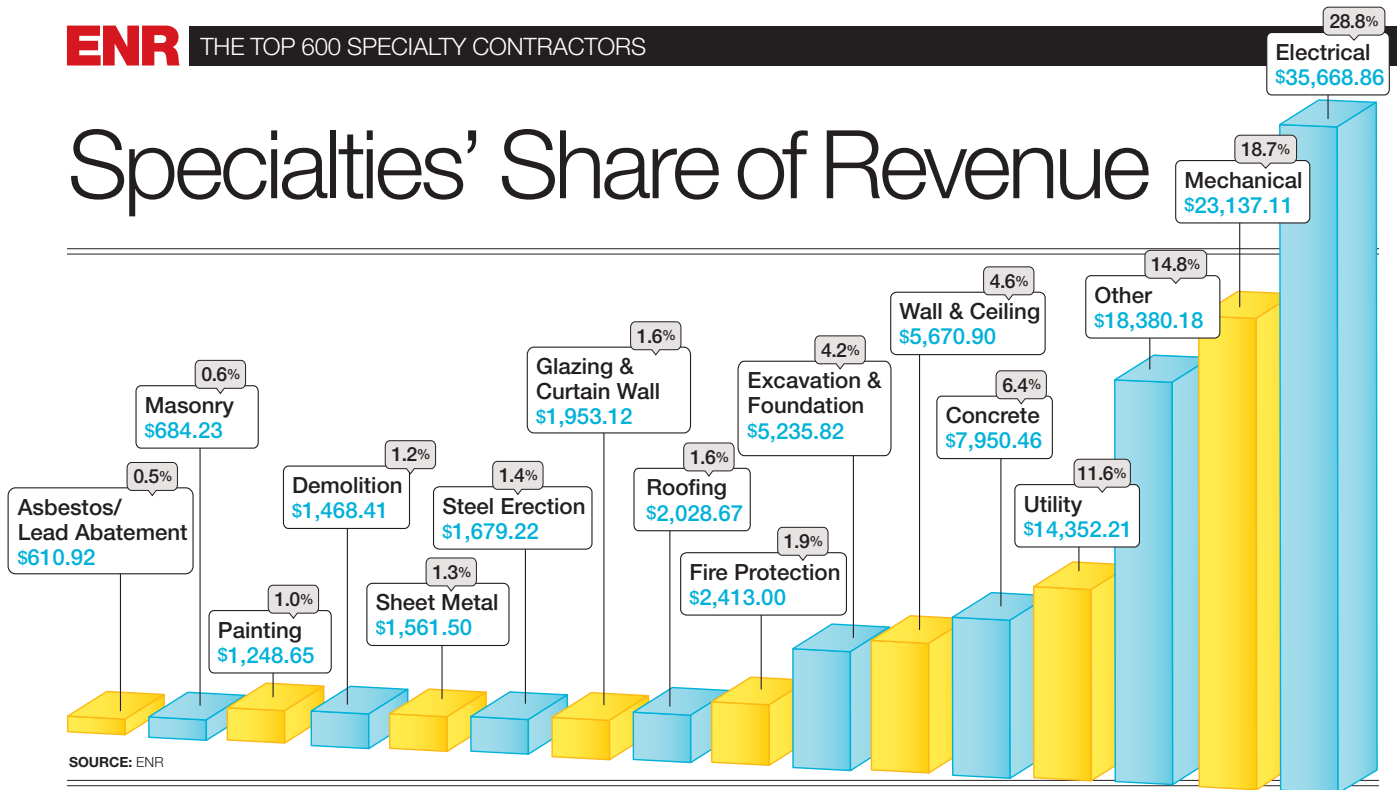
IN THE PIPELINE Centuri Construction Group is installing a 24-in. gas feeder line over hills in rocky soil between Wellsville and Brigham City in the Wasach Mountains of northern Utah.

Dealing With a Hot Market

The industry is experiencing a generational high market, and specialty contractors are reaping the benefits. But who will do all the work? By Gary J. Tulacz



Specialties' Share of Revenue



SOURCE: ENR

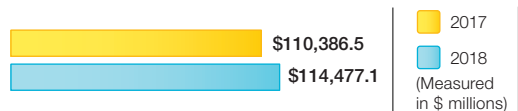
The Top 600 Specialty Contractors' Profitability



SOURCE: ENR

Loss in profits
Gain in profits
(Measured in firms reporting)

The Top 600 Specialty Contractors' New Contracts



The construction industry is in the enviable position of not having to scramble for new work. Instead, firms can now decide how much work they should take on, with their primary concern finding the most efficient way to do it. For most specialty trade contractors, there seems to be no signs of the market running out of steam over the next 12 to 18 months.

The impressive strength of the market can be seen in the results of this year's ENR Top 600 Specialty Contractors list. As a group, the Top 600 generated revenue of \$124.04 billion in 2017, up 10% over the \$112.72 billion in 2016, and a 23.5% hike from \$100.43 billion the year before. Top 600 revenue now has risen for seven straight years.

Subcontractors and specialty trade contractors in most disciplines and in most sectors say markets are hot and keep going from strength to strength. Few industry experts see the boom ending. "The only note of caution I hear from our members is that this market can't last, but no one is predicting a market downturn in the next year or so," says John Grau, CEO of the National Electrical Contractors Association (NECA), Bethesda, Md.

Most firms agree. "There are firms out there experiencing 15% to 20% growth," says Courtney Little, president of Ace Glass Construction Corp. and of the American Subcontractors Association,



"The only note of caution I hear from our members is that this market can't last, but no one is predicting a market downturn in the next year or so."

John Grau, CEO, National Electrical Contractors Association

Alexandria, Va. But he also cautions that firms can enjoy too much of a good thing: "The level of growth in the market can be hard on your cash flow, so you have to manage your growth as well as your work," Grau points out

For many firms, the market is at a nearly optimum level. "From an organic growth perspective, you can grow your business as fast as you want, subject only to your human capital," says Charles A. Bacon III, CEO of Limbach Facility Services. He says the value of jobs in the firm's targeted pipeline rose to \$3.4 billion this year from \$3.1 billion last year.

Urge To Merge

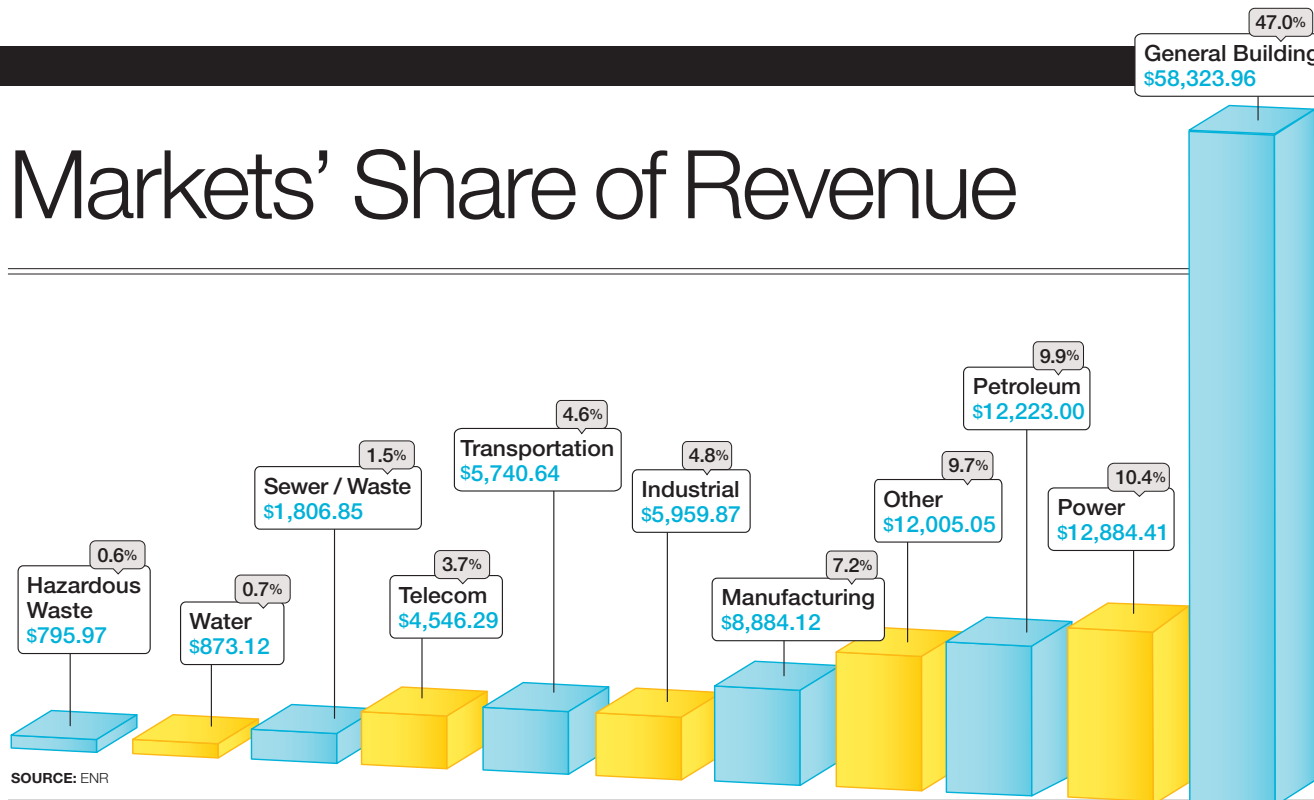
Acquisitions of specialty trade contractors are on the rise. Five firms that were ranked on last year's Top 600 list have been acquired.

One of the biggest mergers was the combining of Brand Energy and Infrastructure Services and Safway to form BrandSafway. "We've brought together the best people, processes, and behaviors from two outstanding companies to form our '1BrandSafway' team," CEO Bill Hayes contends. He says the deal is working out very well, "but we've got more to do."

Limbach has been in the hunt for acquisitions

47.0%
General Building
\$58,323.96

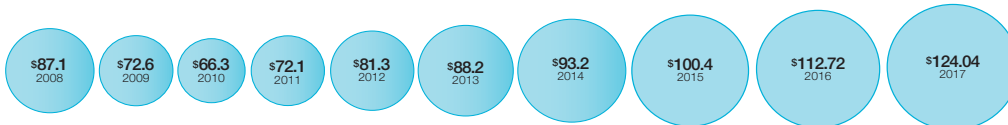
Markets' Share of Revenue



SOURCE: ENR

Comparing the Past Decade's Specialty Contractor Revenue

Measured in \$ billions SOURCE: ENR



after going public last year. However, the firm is being cautious in doing its due diligence. “We have two basic requirements—that the target firm takes care of its people and that it has a pipeline of repeat customers,” Bacon says.

Southland Industries also is on the acquisition trail. But the strong market has driven up prices of firms to buy. “We have been very active in looking for firms to acquire, but the market is very competitive with large firms and private equity firms shopping as well,” says Ted Lynch, CEO. He believes consolidation among specialty trade contractors will continue.

EMCOR Group has been very active in the mergers and acquisitions area. “We are always looking,” says CEO Anthony Guzzi. But he agrees that prices for some firms may be unrealistic. “When it comes to acquiring contractors, private equity firms can make some stupid decisions because they don’t know the industry,” he says.

Strategies for a Hot Market

Despite the strong specialty contracting market, the volume of opportunities brings its own challenges. Many firms are carefully mapping out the terrain in the year to come as they continue on a growth strategy and try to take market share.

542

Firms on the list that sent in a survey in 2017

68.3%

Firms that increased revenue in 2017 from 2016

30.3%

Firms that had lower revenue in 2017 than in 2016

But many companies are concerned that the opportunities exceed their ability to execute projects. “Companies need to continue to be aware of their current work secured and monitor their capacity,” says Lithko Contracting President Robert Strobel.

Brightview is another firm that is being careful in what work it can afford to take on. “It is critically important that we use discretion to choose the right opportunities,” says Tom Donnelly, Brightview president of landscape development. “We’re focused on projects that position us for success and don’t overtax our people, who are in high demand.”

Pan-Pacific Mechanical is up front with its clients on the limits of its current resources. “We are open with our clients about what our capabilities are and will not take on work that we cannot service at the level that is expected of us. While there are companies that seem to take on work for the sake of volume, we remain disciplined and our clients respect us for that,” says Reed McMackin, senior vice president.

Murphy Co. also is being selective within its customer base in taking on new work. “We are prioritizing our pursuits on our long-term customers with ongoing repeat business,” says Mark Bengard, senior vice president. “If we have resources available, we will respond to other projects and customers if they

Earthworks

Reflections of a Guitar



Brightview Landscapes (No. 33) is building a 10-acre pool complex that includes a lagoon pool, “Bora Bora” pools, a river pool, a VIP-suite pool and multiple waterfalls at the Hard Rock Hotel & Casino in Hollywood, Fla. ■

have the potential to become a long-term partner.”

On the other hand, there are firms that have a conservative view of the market, and are not taking chances in case of a downturn. Gaylor Electric Inc. is one. “From what we have gleaned from market analysts and forecasters, there is a definite possibility of a slight slowdown in 2019 that could last a year. Armed with this information, we have focused on securing projects in the 18- to 24-month range that will take us through to the other side,” says Chuck Goodrich, CEO.

Competition Still Hot

Competition is not abating, even in a busy and growing market. In the most recent ENR Construction Industry Confidence Index survey (ENR 10/8 p. 24), as many specialty trade contractors said that competition has increased over the past year—16.9%—as those who said it was decreasing.

“Competition will always be there, regardless of whether the market is up or down, but the quality of our people and the depth and breadth of our capabilities ensure that we will be able to compete successfully,” says John Hansen, northern region president of ACCO Engineered Systems.

Many firms say the hot market has drawn in marginally qualified firms. “When there’s an overabundance of work, you get people who are maybe not as qualified and don’t have the proper training and leadership, or with the appropriate skill sets and amount of labor,” contends Ryan Foley, vice presi-



“The level of growth in the market can be hard on your cash flow, so you have to manage your growth as well as your work.”

Courtney Little, President, Ace Glass Construction Corp. and current President, American Subcontractors Association

dent of field operations at H.J. Martin and Son. He also is seeing more firms biting off more than they can chew or who aren’t qualified to be doing the work taken on.

Another area of competition is from general contractors themselves. Many large GCs are beginning to self-perform selected trades, believing this gives them more control over the construction process and is a way to retain revenue.

But GCs performing their own work in the trades does not always prove to be a successful strategy. “Most general contractors are trying to expand their bottom line by providing more scope than they once did,” says James “Pepper” Rutland, CEO of MMR. “In our case, that would be the [electrical/instrumentation] services. Some are successful, but most seem to struggle with the added work and are changing back to one that sub-contracts out noncore scopes.”

Contractors in some trades are finding new sets of competitors from abroad. For example, curtain wall contractors have been experiencing competition from Chinese firms for several years. Now, the landscape is changing.

“We are seeing European companies aggressively trying to increase market share for their products due to the stronger value of their currency to the weaker American dollar,” according to Michael Haber, managing partner of W&W Glass. “Some of the Asian market competition has been less prevalent over the last six months due to the tariffs being put in place.”

But many specialty contractors say that price is usually not the determining factor in competing for work. Jeff VanderLaan, CEO of The Kent Companies Inc. says, “Partnerships trump price in today’s market. We are selective about the projects we choose, and we look for contracting partners who want to leverage our experience and national capacity.” He adds that “there is no need to race to the bottom with low bids.”

Being a Partner

The growth of design-build and integrated project delivery (IPD) has resulted in an increasing profile of subcontractors in the project delivery process. This evolution in process has allowed subcontractors to provide more input and have more influence in the project. The Associated General Contractors “is now calling subcontractors their ‘trade partners.’ That’s what we want to be—partners,” says Little.

The use of design-build and IPD requires early input from the major trades to be successful. This has allowed subs to avoid the traditional low-bid

The Top 600 Dialogue

What steps are you taking to mitigate present and future worker shortages?



JEFF VANDERLAAN, CEO
KENT COS. INC.
Grand Rapids, Mich.



Today's projects can't wait on national workforce development initiatives. With each new hire class, we're pulling in craftsmen with decades of experience and making knowledge transfer a top priority.



JAMES "PEPPER" RUTLAND, CEO
MMR GROUP INC.
Baton Rouge, La.



MMR's strategy is to locate facilities in areas where the work is going to be performed ... to capture local talent, train them and develop personnel that can not only perform the capital work, but provide maintenance services.



EARL C. AUSTIN JR., CEO
QUANTA SERVICES
Houston



We are working with trade organizations in a collaborative effort to solve these issues, as evidenced by our recent acquisition of Northwest Lineman College and our endowment to Sam Houston State University.



KELLY TOMBLIN, CEO
INTREN LLC
Union, Ill.



We are mitigating this issue by supporting and participating in minority job training programs, such as CONSTRUCT in the Chicago area, and attracting diverse candidates who historically have not been interested in our industry.



GRAHAM MOORE, PRESIDENT
TD INDUSTRIES
Dallas



One of our initiatives includes a program to recruit women into the trades. With women making up less than 9% of the construction workforce, TD recognized that we were missing out on 50% of possible qualified tradespeople.

Do you see any trends facing contractors that are affecting the business of contracting?



ALEX MERBACH, BUS. DEV. MGR.
FAITH TECHNOLOGIES
Menasha, Wis.



The size and complexity of projects is on an upward trend in several key markets, and that is forcing contractors to figure out a better way to do the work, with a less workers than the industry had five to 10 years ago.



CHUCK GOODRICH, CEO
GAYLOR ELECTRIC INC.
Indianapolis



I believe [the hot market] has really forced relationship building between end users, GCs and major trade contractors. Projects seem to become more of a team-building exercise than being on your own.



TOM DONNELLY, PRES., LANDSCAPE
BRIGHTVIEW LANDSCAPES
Plymouth Meeting, Pa.



General contractors are spending more time building partnerships with subcontractors than ever before. That is creating an opportunity for business success built on the foundation of relationships.



CHARLES A. BACON III, CEO
LIMBACH FACILITY SERVICES
Pittsburgh



We are seeing the rise of the "super-sub," where owners are looking to lock in specific trades as well as the general contractor early in the process to ensure the designers and construction team are on the same page.



TED LYNCH, CEO
SOUTHLAND INDUSTRIES
Garden Grove, Calif.



The use of design-build is on the rise, but now we are seeing integrated project delivery jobs showing up not just in health care, but among major manufacturers. This benefits us, as we have a long history of doing design-build.

Concrete

Gate Precast Breaks the Mold



The use of 3D printing is beginning to make an impact on the industry. But one of the most surprising uses is coming from Gate Precast Co. (**No. 126**), which has begun to use 3D printers to create intricate precast concrete formwork.

Working with the Chicago-based Precast/Prestressed Concrete Institute, Gate Precast began testing the feasibility of using 3D-printed carbon-reinforced plastics to create molds for precast concrete at the Tennessee-based Oak Ridge National Laboratory in 2017 (above). The project allowed Gate Precast to create molds for insulated high-strength concrete casts.

The process involves feeding a BIM model of the mold into the 3D printer. Layers of carbon-reinforced beads are then fed into the machine to build up the shape of the form. It takes about nine to 11 hours.

Standard wood-and-fiberglass models tend to break down after 20 castings. But using the printed reinforced plastic molds provided Gate Precast with over 100 castings. “We started using the printed molds and found we couldn’t wear them out,” says Dean Gwin, Gate Precast’s president and COO.

Gwin notes that the process of creating 3D-printed molds costs three to five times that of a tradition-

ally fabricated mold, but for intricate castings requiring larger volumes of casts, it makes up for higher costs.

One problem in using 3D printing for formwork is the lack of commercial firms doing the printing. “Most 3D printers are owned by large manufacturers for their own use and commercial 3D printers are trying to develop an appropriate way of pricing jobs,” Gwin says.

3D printing also may help the precast concrete industry deal with workforce shortages. “We only have a handful of highly skilled form workers at each of our plants, so being able to use a 3D printed form will take the burden off these professionals,” says Gwin.

Gate Precast now is using 3D printed formwork on a 42-floor residential tower on the site of the old Domino Sugar plant in Brooklyn, N.Y. The job will call for 1,600-2,000 precast components. “If we were to do these molds in the traditional way, it would take all six of our plants to complete it,” Gwin says.

The 3D printed molds are not always feasible. “But for intricate, high-volume work, it is definitely a money saver,” Gwin says.

Gate Precast is sharing its work on 3D printed molds with the rest of the industry through the Precast/Prestressed Concrete Institute. ■

scenario. It also has given a boost to subcontractors with long experience in design work in their fields. “We are pleased to see the continued growth of the design-build delivery method, as it allows us to leverage our foundation of mechanical engineering,” says Hansen of ACCO Engineered Systems.

Southland Industries has its own engineering group, which has given it a boost in working in the design-build and IPD arena. But CEO Ted Lynch says there is an added advantage. “There are many customers that want to use design-build but are unfamiliar with its benefits,” he says. These clients ask Southland to bring in its engineering group to do a pre-design engineering analysis.

Many contractors say their experience and design skills are giving them an edge. “We are having the best success with general contractors that take advantage of integrated project delivery and preconstruction planning to drive field productivity and strategic procurement,” says John Gunderson, vice president of preconstruction, Faith Technologies.

Relationships

But relations with GCs are not always positive. One perennial problem among subcontractors is getting paid on time and in full. “There are still some GCs playing hardball with their people. But now that the market is good, these GCs can’t get the prices they need from subs,” says Little.

This has resulted in subs not just being selective in projects, but also about which GCs they work with. “Not all GCs manage the same way. There are ones we love working with and others we refuse to work with. When and where we can build our relationship and secure projects directly with the owner, we will do so,” says Goodrich of Gaylor Electric Inc.

While relations with general contractors have improved with the growing use of collaborative project delivery systems, there still remains some friction between GCs and subs. Risk mitigation continues to be a trend for large national GCs. “Even though times are very good, getting paid on time continues to be an issue, especially when owners tend to hold onto the 10% retainage for the duration of the project,” says R. Glenn Sherrill Jr., CEO of SteelFab Inc. “We have even seen some GCs refuse to request retainage from the owner in order to have more leverage over the subcontractor.”

The Tariff Question

The series of tariffs on materials such as steel, aluminum and timber have had an impact on specialty trade contractors. For some firms that work heavily in ma-

materials covered by the tariffs, the impact can be severe. SteelFab Inc. has seen extreme materials price escalation. “Raw material prices are up 30% to 50% depending on the shape. This is largely tariff driven. Our consumables are up 25%, which I believe is more market driven,” says Sherrill.

But firms in a broad range of disciplines also have been affected. “The elephant in the room is obviously the tariff situation that could escalate to a serious increase in pricing of steel and steel products,” says Rutland of MMR. He says tariffs could have a drastic effect on the cost of conduit and fittings that make up about 30% to 40% of an electrical project.

Other companies see a more moderate impact. “Prices always fluctuate, which can be attributed to changes in taxes and tariffs, supply and demand and other factors, but there are no major pricing changes to materials, equipment, or labor currently,” says David Fischer, CFO of L. Keeley Construction.

But Rutland warns that trade negotiations in Washington, D.C., could have an impact on the projects themselves, beyond costs. He says many new projects “are foreign-owned and are subject to



“We are now seeing a sizable repatriation of cash that previously had been held overseas to avoid the high domestic corporate tax rates.”

Anthony Guzzi, CEO, EMCOR Group Inc.

be canceled or delayed if those negotiations go badly. Our business has not been affected as of now, but we will have to see how trade policies and tariffs change foreign investing,” he says.

Tax Breaks

One significant development this past year was the enactment of federal tax cuts at the end of 2017. Many in the industry believe the cuts would free up cash for corporate capital investments. While no one can point to specific projects that are going forward as the result of the tax cuts, many firms believe they will stimulate hiring and expansion among clients.

Many contractors believe that one of the aims of the tax law, to encourage corporations to invest in the U.S. and to bring back cash from foreign tax havens, is working. “We are now seeing a sizable repatriation of cash that previously had been held overseas to avoid the high domestic corporate tax rates,” says Guzzi of EMCOR. He believes that many corporations now feel more comfortable in relocating production facilities back to the U.S. in the wake of the tax legislation.

THE TOP 50 FIRMS IN ELECTRICAL

RANK		FIRM	(\$ MIL.) 2017 REV.	% CHANGE '16-'17	RANK		FIRM	(\$ MIL.) 2017 REV.	% CHANGE '16-'17
2018	2017				2018	2017			
1	1	QUANTA SERVICES	5,587.3	+15	26	30	FISK ELECTRIC CO.	340.5	+29
2	3	EMCOR GROUP INC.	1,829.5	+7	27	25	HUNT ELECTRIC CORP.	336.6	+8
3	2	ROSENDIN ELECTRIC	1,541.8	-21	28	26	DAVIS H. ELLIOT CO. INC.	325.7	+10
4	4	MYR GROUP INC.	1,403.0	+23	29	22	ISC CONSTRUCTORS LLC	312.6	-11
5	10	MDU CONSTRUCTION SERVICES GROUP INC.	806.9	+47	30	33	MILLER ELECTRIC COMPANY	296.2	+19
6	7	M.C. DEAN	763.1	+19	31	35	NEW RIVER ELECTRICAL CORP.	283.0	+17
7	5	CUPERTINO ELECTRIC INC.	696.2	-3	32	32	HATZEL & BUEHLER INC.	277.1	+8
8	8	MASTEC INC.	660.7	+7	33	36	SACHS ELECTRIC CO.	245.9	+5
9	6	MMR GROUP INC.	650.0	-6	34	**	ROGERS	233.4	NA
10	11	HELIX ELECTRIC INC.	624.0	+19	35	37	CSI ELECTRICAL CONTRACTORS INC.	233.0	+5
11	12	MORROW-MEADOWS CORP.	529.1	+3	36	39	COCHRAN INC.	223.2	+10
12	13	FAITH TECHNOLOGIES INC.	519.2	+7	37	**	O'CONNELL ELECTRIC CO. INC.	221.5	NA
13	16	IES HOLDINGS INC.	501.6	+12	38	38	PRIME ELECTRIC	216.3	+0
14	14	BERGELECTRIC CORP.	497.5	+3	39	44	TRI-CITY ELECTRICAL CONTRACTORS INC.	213.3	+20
15	15	THE NEWTRON GROUP	490.0	+9	40	**	PRISM ELECTRIC INC.	205.5	NA
16	9	FIVE STAR ELECTRIC CORP.	472.0	-17	41	43	GAYLOR ELECTRIC	203.4	+13
17	19	POWER DESIGN	469.6	+18	42	48	THE STATE GROUP INC.	198.5	+22
18	18	CONTI CORP.	468.4	+7	43	**	CLEVELAND ELECTRIC CO.	198.0	NA
19	17	ALDRIDGE ELECTRIC INC.	455.0	+3	44	31	SPRIG ELECTRIC	196.0	-25
20	24	E-J ELECTRIC INSTALLATION CO.	429.0	+33	45	47	TRI-CITY ELECTRIC CO. OF IOWA	194.8	+18
21	28	MOTOR CITY ELECTRIC CO.	419.8	+50	46	41	BAKER ELECTRIC INC.	187.4	+2
22	29	WALKER ENGINEERING INC.	373.0	+38	47	45	THE MORSE GROUP INC.	182.5	+5
23	21	CACHE VALLEY ELECTRIC CO.	362.1	-1	48	**	INTERSTATES	172.8	NA
24	23	WAYNE J. GRIFFIN ELECTRIC INC.	355.5	+7	49	50	EGAN CO.	172.6	+7
25	27	PARSONS ELECTRIC	349.8	+24	50	**	CONTINENTAL ELECTRICAL CONSTRUCTION CO.	172.0	NA

NA=NOT AVAILABLE. **=NOT PREVIOUSLY RANKED.

Many industry execs agree. “There are an ever growing number of multinational organizations moving to the U.S. to take advantage of our economy. With that you will see a change in the way business is done in the future,” says Earl C. Austin Jr., CEO of Quanta Services.

However, it is not just the reduction in the corporate tax rates that has contractors excited. The law also relaxed rules for accelerated depreciation of capital investments, which has sparked new work.

“While much of the work now is not big, there are a lot of new capital improvement projects appearing in the pipeline,” says Limbach’s Bacon. L. Keeley CFO Fischer points to a boost in the rehab market for his firm and others from “recent changes in depreciation tax laws.”

The tax cuts have stimulated the market, but contractors also are seeing direct benefits. Victor E. Salerno, CEO of O’Connell Electric Co., says that “we, as a C corporation, have seen our effective rate drop to the 13% range after taking into account various credits we are able to avail ourselves of.” He adds that the firm is “using the funds to strengthen



“We, as a C Corporation, have seen our effective rate drop to the 13% range. [We are] investing [the tax savings] in new tools, equipment and our most important asset, our people.”

Victor E. Salerno, CEO, O’Connell Electric Co.

our company by investing in new tools, equipment and our most important asset, our people.”

Finding People

Shortages in the trades and in project supervision are a fact of life for specialty contractors. As part of the Top 600 Contractors survey, ENR asked whether each firm has experienced staff shortages. Of the 573 companies that responded to the question, 78.9% said they had seen shortages. This is an increase from the 70.1% that were experiencing shortages in last year’s survey.

Contractors are trying a broad variety of techniques and working with numerous organizations to attract and retain people in the trades and in management (see page 59). But most contractors are no longer taking their human resources departments for granted.

“We are making a huge investment in our HR activities,” says Lynch of Southland Industries. He says firms are seeing intense pressure to retain their people, particularly in project management and project supervision. “Our people are constantly being called by headhunters, so we have to make

THE TOP 50 FIRMS IN MECHANICAL					THE TOP 50 FIRMS IN MECHANICAL				
RANK	RANK	FIRM	(\$ MIL.)	% CHANGE	RANK	RANK	FIRM	(\$ MIL.)	% CHANGE
2018	2017		2017 REV.	'16-'17	2018	2017		2017 REV.	'16-'17
1	1	EMCOR GROUP INC.	3,428.4	-2	26	15	PAN-PACIFIC MECHANICAL LLC	237.0	-18
2	2	COMFORT SYSTEMS USA INC.	1,448.2	+8	27	29	KSW MECHANICAL	196.0	+6
3	3	ACCO ENGINEERED SYSTEMS	932.7	+16	28	24	CRITCHFIELD MECHANICAL INC.	193.9	-12
4	5	API GROUP INC.	852.9	+17	29	31	HILL MECHANICAL CORP.	186.5	+5
5	4	SOUTHLAND INDUSTRIES	850.3	+14	30	18	MURPHY CO. MECHANICAL CONTRACTORS & ENGINEERS	186.5	-32
6	8	TDINDUSTRIES	604.0	+32	31	33	IVEY MECHANICAL CO.	176.5	+0
7	7	TEAM INDUSTRIAL SERVICES INC.	528.1	+10	32	34	MB MECHANICALS HOLDINGS	165.6	-6
8	6	MCKINSTRY	504.0	+2	33	36	E.M. DUGGAN INC.	162.6	+5
9	10	LIMBACH FACILITY SERVICES LLC	485.7	+9	34	**	TOTAL FACILITY SOLUTIONS INC.	158.4	NA
10	11	APOLLO MECHANICAL CONTRACTORS	437.3	+28	35	50	GRUNAU CO.	156.0	+37
11	22	HARDER MECHANICAL CONTRACTORS INC.	430.0	+88	36	41	SAUER HOLDINGS INC.	150.1	+13
12	9	HARRIS	417.1	-7	37	38	P1 GROUP INC.	146.1	+1
13	16	KIRLIN GROUP	335.5	+16	38	25	J.C. CANNISTRARO LLC	145.0	-34
14	23	MURRAY PLUMBING & HEATING CORP. DBA MURRAY CO.	310.6	+38	39	39	DORVIN D. LEIS CO. INC.	144.1	+0
15	13	THE BRANDT COS.	298.2	+2	40	40	J. F. AHERN CO.	137.7	+0
16	20	U.S. ENGINEERING CO. HOLDINGS	293.0	+17	41	45	A.O. REED & CO.	135.7	+8
17	32	RK MECHANICAL INC.	291.0	+64	42	47	MTECH MECHANICAL	135.2	+12
18	19	WDF INC.	284.5	+8	43	**	PACIFIC RIM MECHANICAL CONTRACTORS INC.	134.6	NA
19	12	MCKENNEY'S INC.	277.0	-12	44	46	SHAPIRO & DUNCAN INC.	130.2	+6
20	17	MACDONALD MILLER FACILITY SOLUTIONS	274.0	+0	45	48	AMPAM PARKS MECHANICAL INC.	129.6	+11
21	14	AZCO INC.	267.6	-8	46	42	MDU CONSTRUCTION SERVICES GROUP INC.	123.1	-4
22	26	MECHANICAL INC.	266.5	+27	47	**	POLK MECHANICAL CO. LLC	118.6	NA
23	21	MMC CONTRACTORS INC.	265.5	+15	48	**	HUSSUNG MECHANICAL CONTRACTORS INC.	117.4	NA
24	27	TERRA MILLENNIUM CORP.	255.6	+30	49	**	T E C INDUSTRIAL	115.5	NA
25	28	JOHN E. GREEN CO.	238.5	+23	50	**	JB HENDERSON CONSTRUCTION CO. INC.	115.4	NA

NA=NOT AVAILABLE. **=NOT PREVIOUSLY RANKED.

THE TOP 20 FIRMS IN MASONRY

RANK	RANK	FIRM	(\$ MIL.)	% CHANGE
2018	2017		2017 REV.	'16-'17
1	1	MC GEE BROTHERS CO. INC.	89.8	+0
2	**	SUN VALLEY MASONRY INC.	58.1	NA
3	3	NORTHLAND CONCRETE & MASONRY CO. LLC	52.3	+7
4	4	J&E COS.	51.5	+7
5	2	WESTERN SPECIALTY CONTRACTORS	51.2	-16
6	5	CA LINDMAN COS.	42.4	+0
7	6	IMS MASONRY INC.	41.3	+4
8	11	JOHN SMITH MASONRY	35.1	+31
9	**	WASCO INC.	29.0	NA
10	**	OTTO BAUM CO. INC.	28.9	NA
11	12	BRODIE CONTRACTORS INC.	28.6	+14
12	9	SEEDORFF MASONRY INC.	28.3	-11
13	14	THE WITMER GROUP	25.6	+24
14	10	DEE BROWN INC.	24.7	-10
15	13	MASONRY BUILDERS INC.	23.0	-7
16	15	SHADROCK AND WILLIAMS MASONRY	21.9	+12
17	**	FERNANDES MASONRY INC.	19.2	NA
18	17	RD MASONRY	11.5	+19
19	**	FORREST & ASSOCIATE INC.	10.9	NA
20	16	INTERNATIONAL CHIMNEY CORP.	10.1	-30

NA=NOT AVAILABLE. **=NOT PREVIOUSLY RANKED.

THE TOP 20 FIRMS IN CONCRETE

RANK	RANK	FIRM	(\$ MIL.)	% CHANGE
2018	2017		2017 REV.	'16-'17
1	1	BAKER CONSTRUCTION ENTERPRISES INC.	1,025.0	+21
2	2	LITKO CONTRACTING LLC	593.8	+10
3	3	BRANDSAFWAY	565.8	+12
4	4	STRUCTURAL GROUP INC.	540.0	+31
5	5	CECO CONSTRUCTION GROUP	468.7	+18
6	6	LARGO CONCRETE INC.	389.5	+4
7	**	KEYSTONE CONCRETE	361.0	NA
8	8	TAS COMMERCIAL CONCRETE CONSTRUCTION LLC	292.8	+0
9	7	CAPFORM INC.	291.5	-10
10	14	S&F CONCRETE CONTRACTORS INC.	234.4	NA
11	20	MCHUGH CONCRETE CONSTRUCTION	217.5	+93
12	11	GATE PRECAST CO.	214.6	+6
13	12	KENT COS. INC.	193.4	+9
14	15	JOSEPH J. ALBANESE INC.	189.7	+32
15	**	OSBURN CONTRACTORS INC.	185.5	NA
16	13	CONCRETE STRATEGIES LLC	183.0	+10
17	18	PACIFIC STRUCTURES INC.	169.3	+36
18	16	CONCRETE VALUE CORP.	155.9	+22
19	19	DONLEY'S CONCRETE GROUP	115.0	-5
20	**	WESTERN SPECIALTY CONTRACTORS	104.5	NA

NA=NOT AVAILABLE. **=NOT PREVIOUSLY RANKED.

THE TOP 20 FIRMS IN WALL AND CEILING

RANK	RANK	FIRM	(\$ MIL.)	% CHANGE
2018	2017		2017 REV.	'16-'17
1	**	TRUTEAM	1,200.0	NA
2	1	PERFORMANCE CONTRACTING GROUP INC.	836.8	+11
3	2	KHS&S CONTRACTORS	343.3	+29
4	4	STANDARD DRYWALL INC.	247.9	+6
5	5	CALIFORNIA DRYWALL	240.7	+5
6	8	ACOUSTI ENGINEERING CO. OF FLORIDA	195.7	+27
7	6	WESTERN PARTITIONS INC. (WPI)	191.6	+2
8	3	PRECISION WALLS INC.	189.4	-19
9	9	BAKER TRIANGLE	181.1	+20
10	7	THE RAYMOND GROUP	152.9	-6
11	10	NATIONAL CONSTRUCTION ENTERPRISES INC.	136.9	+16
12	13	NEVELL GROUP INC.	135.0	+37
13	16	DALEY'S DRYWALL	115.3	+36
14	11	GREATER METROPLEX INTERIORS INC.	114.0	+0
15	12	PHILADELPHIA D&M	106.9	-5
16	15	F.L. CRANE & SONS INC.	105.9	+17
17	**	JACOBSON & CO. INC.	105.0	NA
18	17	MIDWEST DRYWALL CO. INC.	88.7	+5
19	18	BAYSIDE INTERIORS INC.	87.5	+21
20	14	GROUP BUILDERS INC.	82.1	-10

NA=NOT AVAILABLE. **=NOT PREVIOUSLY RANKED.

THE TOP 20 FIRMS IN UTILITY

RANK	RANK	FIRM	(\$ MIL.)	% CHANGE
2018	2017		2017 REV.	'16-'17
1	1	QUANTA SERVICES	3,882.7	+39
2	2	MASTEC INC.	3,567.8	+58
3	3	HENKELS & MCCOY GROUP	1,485.0	+2
4	**	CENTURI CONSTRUCTION GROUP	1,050.8	NA
5	**	MVERGE	996.1	NA
6	4	API GROUP INC.	487.4	+25
7	5	INTREN LLC	406.7	+9
8	6	MDU CONSTRUCTION SERVICES GROUP INC.	355.6	+4
9	7	DANELLA COS. INC.	271.0	-7
10	9	RIGGS DISTLER & CO. INC.	208.2	+49
11	**	J.F. ELECTRIC INC.	182.3	NA
12	**	CUPERTINO ELECTRIC INC.	152.8	NA
13	15	DIVERSIFIED UTILITY SERVICES INC.	128.5	+60
14	14	J.F. KIELY CONSTRUCTION COS.	121.6	+23
15	12	W.A. RASIC CONSTRUCTION CO. INC.	112.4	+10
16	13	W.A. CHESTER LLC	89.3	-12
17	19	ALEX E. PARIS CONTRACTING CO.	73.3	+31
18	17	BOUDREAU PIPELINE CORP.	72.7	+8
19	**	JRCRUZ CORP.	66.3	NA
20	18	GAINES & CO.	62.8	+11

NA=NOT AVAILABLE. **=NOT PREVIOUSLY RANKED.

THE TOP 20 FIRMS IN GLAZING AND CURTAIN WALL

RANK 2018	RANK 2017	FIRM	(\$ MIL.) 2017 REV.	% CHANGE '16-'17
1	1	ENCLOS CORP.	402.0	-11
2	3	BENSON INDUSTRIES	278.0	+7
3	4	W&W GLASS LLC	160.0	-11
4	6	CROWN CORR INC.	151.8	+24
5	5	ARCHITECTURAL GLASS & ALUMINUM	110.5	-11
6	7	KARAS & KARAS GLASS CO. INC.	77.1	-18
7	9	PIONEER CLADDING & GLAZING SYSTEMS LLC	73.7	+31
8	8	ALLIANCE GLAZING TECHNOLOGIES	72.0	-6
9	**	INTEGRO BUILDING SYSTEMS	67.0	NA
10	13	FLYNN GROUP OF COS.	63.6	+90
11	11	GIROUX GLASS INC.	56.0	+28
12	**	TSI CORP.	49.1	NA
13	10	HALEY-GREER INC.	48.0	+0
14	14	CRAWFORD TRACEY CORP.	40.2	+27
15	18	EGAN CO.	38.4	+55
16	19	KOVACH BUILDING ENCLOSURES	37.8	+54
17	15	ARCHITECTURAL WALL SYSTEMS LLC	32.9	+14
18	12	AJAY GLASS CO.	32.5	-23
19	17	NATIONAL ENCLOSURE CO.	29.4	+18
20	20	H.J. MARTIN AND SON	21.5	-11

NA=NOT AVAILABLE. ** =NOT PREVIOUSLY RANKED.

THE TOP 20 FIRMS IN PAINTING

RANK 2018	RANK 2017	FIRM	(\$ MIL.) 2017 REV.	% CHANGE '16-'17
1	1	BRANDSAFWAY	356.6	+22
2	**	THE BROCK GROUP	133.7	NA
3	2	F.D. THOMAS INC.	87.3	+1
4	4	AVALOTIS CORP.	62.8	+25
5	3	K2 INDUSTRIAL SERVICES INC.	46.2	-28
6	10	ASCHER BROTHERS CO. INC.	45.3	+23
7	8	JERRY THOMPSON & SONS	42.3	+10
8	5	SWANSON & YOUNGDALE INC.	41.2	-5
9	6	HARTMAN WALSH INDUSTRIAL SERVICES	37.4	-14
10	13	GRAYDAZE CONTRACTING INC.	36.6	+21
11	11	LONG PAINTING CO.	36.4	+1
12	7	THOMAS INDUSTRIAL COATINGS INC.	34.0	-13
13	**	SPECIALTY FINISHES INC.	33.2	NA
14	12	GEORGE E. MASKER INC.	31.4	-10
15	16	THOMARIOS	28.0	+6
16	14	HARRISON CONTRACTING CO. INC.	27.4	-5
17	18	NATIONAL COATINGS	24.5	+6
18	20	COATINGS UNLIMITED INC.	23.0	+14
19	17	INTECH CONTRACTING LLC	21.5	-18
20	19	CERTIFIED COATINGS CO.	18.0	-12

NA=NOT AVAILABLE. ** =NOT PREVIOUSLY RANKED.

THE TOP 20 FIRMS IN EXCAVATION AND FOUNDATION

RANK 2018	RANK 2017	FIRM	(\$ MIL.) 2017 REV.	% CHANGE '16-'17
1	1	HAYWARD BAKER, A KELLER CO.	692.4	+32
2	2	MALCOLM DRILLING CO. INC.	405.6	+42
3	3	BERKEL & CO. CONTRACTORS INC.	273.0	+11
4	4	MASTEC INC.	264.3	+29
5	6	J. DERENZO COS.	236.0	+35
6	12	PLATEAU EXCAVATION INC.	215.0	+38
7	7	BEAVER EXCAVATING CO.	202.2	+17
8	5	MANAFORT BROTHERS INC.	173.0	-12
9	17	DRILL TECH DRILLING & SHORING	167.0	+52
10	9	INDEPENDENCE EXCAVATING INC.	158.4	-4
11	15	CONDON-JOHNSON & ASSOCIATES INC.	148.0	+7
12	**	WEST VALLEY CONSTRUCTION CO. INC.	144.6	NA
13	11	RYAN INC. CENTRAL	136.8	-14
14	**	JOSEPH J. ALBANESE INC.	110.7	NA
15	20	KELLER FOUNDATIONS (CANADA), A KELLER CO.	103.6	+7
16	**	RUTTURA & SONS CONSTRUCTION CO. INC.	99.4	NA
17	13	CASE FOUNDATIONS CO., A KELLER CO.	97.5	-36
18	18	MCKINNEY DRILLING CO., A KELLER CO.	95.1	-12
19	16	LANDMARK CONSTRUCTION CO. INC.	86.9	-24
20	19	HJ FOUNDATION, A KELLER CO.	84.4	-16

NA=NOT AVAILABLE. ** =NOT PREVIOUSLY RANKED.

THE TOP 20 FIRMS IN ROOFING

RANK 2018	RANK 2017	FIRM	(\$ MIL.) 2017 REV.	% CHANGE '16-'17
1	1	CENTIMARK CORP.	603.5	+14
2	2	BAKER ROOFING CO.	235.1	+22
3	3	NATIONS ROOF	175.8	+18
4	6	FLYNN GROUP OF COS.	145.8	+56
5	5	KALKREUTH ROOFING AND SHEET METAL	124.3	+8
6	7	HOLLAND ROOFING GROUP	76.3	+4
7	8	BEST CONTRACTING SERVICES INC.	75.0	+7
8	9	SCHREIBER CORP.	69.0	+3
9	10	LATITE ROOFING LLC	57.0	-10
10	11	KPOST CO.	55.0	+5
11	14	THE ROOF DEPOT INC.	54.3	+23
12	12	DOUGLASS COLONY GROUP	53.4	+7
13	13	THE BULLDOG GROUP INC.	52.1	+8
14	15	ORNDORFF & SPAID INC.	41.4	+4
15	16	KING OF TEXAS ROOFING CO. LP	32.8	-9
16	**	ROOFING SOLUTIONS LLC	32.0	NA
17	17	WAYNE'S ROOFING INC.	30.5	-12
18	**	WESTERN SPECIALTY CONTRACTORS	29.8	NA
19	**	THOMAS CO. INC.	27.3	NA
20	**	COMMERCIAL ROOFERS INC.	22.1	NA

NA=NOT AVAILABLE. ** =NOT PREVIOUSLY RANKED.

THE TOP 20 FIRMS IN DEMOLITION AND WRECKING

RANK	RANK	FIRM	(\$ MIL.)	% CHANGE
2018	2017		2017 REV.	'16-'17
1	1	NORTHSTAR GROUP SERVICES INC.	271.5	-5
2	3	BRANDENBURG INDUSTRIAL SERVICE CO.	208.0	+10
3	4	D.H. GRIFFIN WRECKING CO. INC.	171.0	+19
4	2	PENHALL CO.	135.0	-36
5	5	BIERLEIN COS. INC.	86.7	+11
6	7	JDC DEMOLITION CO. INC.	58.8	-8
7	10	MANAFORT BROTHERS INC.	57.1	+63
8	6	INDEPENDENCE EXCAVATING INC.	56.6	-12
9	8	NASDI LLC	54.8	+4
10	9	PRECISION DEMOLITION LP	39.7	-16
11	15	ERSI	37.2	+70
12	12	NORTH AMERICAN DISMANTLING CORP.	33.6	+5
13	11	O'ROURKE WRECKING CO.	31.0	-9
14	13	MIDWEST STEEL CO. INC.	30.6	+9
15	14	CHERRY COS.	27.3	+23
16	**	ENVIRONMENTAL HOLDINGS GROUP LLC	26.2	NA
17	19	R BAKER & SON	22.0	+53
18	16	SIERRA PACIFIC WEST INC.	20.6	+18
19	17	CONCRETE CUTTING & BREAKING CO.	19.3	+16
20	**	FIORE & SONS INC.	17.7	NA

NA=NOT AVAILABLE. **=NOT PREVIOUSLY RANKED.

THE TOP 20 FIRMS IN ASBESTOS ABATEMENT

RANK	RANK	FIRM	(\$ MIL.)	% CHANGE
2018	2017		2017 REV.	'16-'17
1	1	NORTHSTAR GROUP SERVICES INC.	124.3	-40
2	3	PERFORMANCE CONTRACTING GROUP INC.	60.6	+25
3	6	ARC ABATEMENT	39.5	+10
4	4	PRECISION ENVIRONMENTAL CO.	37.3	-11
5	7	DEMOLITION & ASBESTOS REMOVAL INC.	33.3	+9
6	12	AMERICAN TECHNOLOGIES INC.	31.2	+37
7	10	PRISM RESPONSE LLC	26.7	+8
8	**	K2 INDUSTRIAL SERVICES INC.	26.4	NA
9	13	NEW ROADS ENVIRONMENTAL SERVICES	26.0	+20
10	8	EARTH SERVICES & ABATEMENT INC.	24.2	-15
11	9	IREX CONTRACTING GROUP	22.6	-11
12	5	ENVIRONMENTAL HOLDINGS GROUP LLC	21.4	-46
13	17	HEPACO LLC	19.8	+30
14	16	INTERNATIONAL ASBESTOS REMOVAL INC.	19.5	+10
15	**	ENVIRONMENTAL ASSURANCE CO. INC.	16.7	NA
16	14	THE BROCK GROUP	15.9	-24
17	**	BRANDSAFWAY	14.3	NA
18	19	SPRAY SYSTEMS OF ARIZONA INC.	13.8	+25
19	18	AAC CONTRACTING INC.	13.3	+14
20	15	WINTER ENV'L, A DIV. OF WINTER CONSTR. CO.	12.8	-29

NA=NOT AVAILABLE. **=NOT PREVIOUSLY RANKED.

THE TOP 20 FIRMS IN SHEET METAL

RANK	RANK	FIRM	(\$ MIL.)	% CHANGE
2018	2017		2017 REV.	'16-'17
1	2	JOHN W. MCDougALL CO. INC.	117.7	+2
2	3	CROWN CORR INC.	101.2	-3
3	4	HILL MECHANICAL CORP.	99.5	+32
4	6	POYNTER SHEET METAL	84.5	+45
5	5	M.G. MCGRATH INC.	84.0	+42
6	**	MURPHY CO. MECHANICAL CONTRACTORS & ENGINEERS	79.9	NA
7	**	THE BRANDT COS.	79.5	NA
8	8	BONLAND INDUSTRIES INC.	66.8	+26
9	12	FLYNN GROUP OF COS.	55.7	+73
10	17	BEST CONTRACTING SERVICES INC.	54.6	+119
11	10	MMC CONTRACTORS INC.	46.9	+15
12	16	KOVACH BUILDING ENCLOSURES	46.3	+54
13	7	DEE CRAMER INC.	42.0	-22
14	**	J.C. CANNISTRARO LLC	33.5	NA
15	14	BAKER GROUP	33.4	+9
16	19	HERMANSON CO.	31.9	+44
17	**	MECHANICAL INC.	30.6	NA
18	11	J. F. AHERN CO.	29.9	-7
19	18	DOUGLASS COLONY GROUP	28.8	+17
20	13	P1 GROUP INC.	28.3	-8

NA=NOT AVAILABLE. **=NOT PREVIOUSLY RANKED.

THE TOP 20 FIRMS IN STEEL ERECTION

RANK	RANK	FIRM	(\$ MIL.)	% CHANGE
2018	2017		2017 REV.	'16-'17
1	1	SCHUFF STEEL CO.	521.6	+12
2	4	SME STEEL	152.7	+49
3	2	MIDWEST STEEL	138.0	-11
4	5	BASDEN STEEL CORP.	98.7	+10
5	6	THE WILLIAMS GROUP	65.8	-16
6	12	DANNY'S CONSTRUCTION CO. LLC	65.5	+55
7	10	SOWLES CO.	62.9	+33
8	8	SURE STEEL INC.	61.2	-14
9	11	AREA ERECTORS INC.	53.9	+22
10	9	L.P.R. CONSTRUCTION CO. LLC	51.7	+4
11	**	WASHINGTON IRON WORKS	48.1	NA
12	17	PATRIOT ERECTORS INC.	40.2	+63
13	13	CSE INC.	38.2	-8
14	7	NATIONAL STEEL CITY LLC	36.3	-50
15	20	DUNN BUILDING CO. LLC	32.4	+63
16	14	APEX STEEL INC.	30.9	-15
17	16	PITTSBURG TANK & TOWER GROUP INC.	27.1	-2
18	18	RK MECHANICAL INC.	26.2	+17
19	**	K&K IRON WORKS LLC	15.5	NA
20	**	G.M. MCCROSSIN INC.	14.1	NA

NA=NOT AVAILABLE. **=NOT PREVIOUSLY RANKED.

THE TOP 20 FIRMS IN FIRE PROTECTION AND SPRINKLERS

RANK	RANK	FIRM	(\$ MIL.)	% CHANGE
2018	2017		2017 REV.	'16-'17
1	1	API GROUP INC.	1,218.5	+14
2	2	EMCOR GROUP INC.	499.7	+64
3	3	J.F. AHERN CO.	131.7	+7
4	4	WAYNE AUTOMATIC FIRE SPRINKERS INC.	96.0	+1
5	**	TRUTEAM	80.0	NA
6	5	KIRLIN GROUP	37.7	-28
7	**	PALMETTO AUTOMATIC SPRINKLER CO. INC.	34.1	NA
8	**	SOUTHLAND INDUSTRIES	28.4	NA
9	6	MDU CONSTRUCTION SERVICES GROUP INC.	27.4	-15
10	7	J.C. CANNISTRARO LLC	26.8	+3
11	10	JOHN E. GREEN CO.	26.5	+23
12	**	ALFRED MILLER CONTRACTING	25.9	NA
13	8	HILL MECHANICAL CORP.	24.9	-1
14	11	HAMPSHIRE FIRE PROTECTION	22.2	+10
15	**	FREESTATE ELECTRICAL COS.	16.0	NA
16	**	BRIGADE FIRE PROTECTION INC.	15.5	NA
17	9	PITTSBURG TANK & TOWER GROUP INC.	14.2	-36
18	21	ATLANTIC CONSTRUCTORS INC.	13.3	+131
19	23	WESTATES MECHANICAL CORP. INC.	12.5	+149
20	18	CONTI CORP.	12.2	+28

* NA=NOT AVAILABLE. ** =NOT PREVIOUSLY RANKED.

Modular Construction

M.C. Dean Delivers a Pod

M.C. Dean (**No. 21**) is one of many specialty contractors that increasingly are relying on modularization to boost productivity and safety. One example is the modular electric room being delivered to the 425,000-sq-ft University of Virginia Hospital Expansion program. “We have invested substantially in modular design and production,” says Bill Dean, CEO of M.C. Dean. Off-site assembly “enables scale nationally through engineering and modular design rather than relying on brute force labor.” ■



sure they are happy and don't return those headhunters' calls.”

Internships and co-op programs increasingly are being used by contractors to attract young people still in school. “Most of our larger members are using internships as a recruitment tool,” says Grau of NECA. “But we have now established a program for smaller firms to help them understand how to establish their own programs.”

Further, NECA is working with the International Brotherhood of Electrical Workers to revise the union's apprenticeship standards to give experienced

On the Web

For expanded content on ENR's Top Lists, see ENR.com/toplists.

electrical workers an easier path to journeyman status, Grau says. “We are also co-sponsoring job fairs across the country.”

If there is a common theme among contractors on staffing, it is that you have to treat your workers well, or they will easily find another firm that will.

“We have been conducting employee surveys for 14 years so we know what they are concerned about,” says Bacon. “It's not a secret. If you have a good, steady business and take care of your people, word will get around and you won't have trouble attracting new hires.” ■

How To Read the Tables

KEY TO TYPE OF FIRM

A=asbestos abatement; **C**=concrete; **D**=demolition/wrecking; **E**=electrical; **F**=fire protection and sprinklers; **G**=glazing/curtain wall; **M**=mechanical; **MA**=masonry; **O**=other; **P**=painting; **R**=roofing; **SH**=sheet metal; **ST**=steel erection; **U**=utility; **W**=wall/ceiling; **X**=excavation/foundation.

Companies are ranked according to construction revenue in 2017 in (\$) millions from specialty contracting in a prime or subcontracting capacity. Firms

that were not ranked in 2016 are designated by double asterisks (**). New contract awards refer to contracts awarded in 2017. NA=not available.

General Building as a category includes commercial buildings, offices, stores, educational facilities, government buildings, hospitals, medical facilities, hotels, apartments, housing, etc.

Hazardous Waste includes chemical and nuclear waste treatment, asbestos and lead abatement, etc.

Industrial Process includes pulp and paper mills, steel mills, nonferrous metal refineries, pharmaceutical plants, chemical plants, food and other processing plants, etc.

Manufacturing includes auto, electronic assembly, textile plants, etc.

Petroleum includes refineries, petrochemical plants, offshore facilities, pipelines, etc.

Power includes thermal and hydroelectric power plants, waste-to-energy plants, transmission lines, substations, cogeneration plants, etc.

Sewerage / Solid Waste includes

sanitary and storm sewers, treatment plants, pumping plants, incinerators, industrial waste facilities, etc.

Telecommunications includes transmission lines and cabling, towers and antennae, data centers, etc.

Transportation includes airports, bridges, roads, canals, locks, dredging, marine facilities, piers, railroads, tunnels, etc.

Water Supply includes dams, reservoirs, transmission pipelines, distribution mains, irrigation canals, desalination and potability treatment plants, pumping stations, etc.

RANK 2018	RANK 2017	FIRM	FIRM TYPE	2017 REVENUE (\$ MIL)		MARKETS (% OF 2017 REVENUE)									
				TOTAL REVENUE	NEW CONTRACTS	GENERAL BUILDING	MANUFACTURING	POWER	WATER SUPPLY	SEWER / WASTE	INDUS. / PETROLEUM	TRANSPORTATION	HAZARDOUS WASTE	TELECOM	
1	1	QUANTA SERVICES, Houston, Texas	E/U	9,470.0	10,890.0	0	0	59	0	0	0	0	0	0	0
2	2	EMCOR GROUP INC., Norwalk, Conn. ²	M/E/O	7,687.0	7,591.0	55	19	2	0	3	5	6	0	0	0
3	3	MASTEC INC., Coral Gables, Fla. ³	U/O/E	6,607.0	7,087.0	0	0	16	0	0	52	0	0	31	0
4	4	BRANDSAFWAY, Kennesaw, Ga. ⁴	O/C	4,755.0	NA	26	5	10	0	0	57	1	0	0	0
5	5	API GROUP INC., New Brighton, Minn. ⁵	F/M/U	3,046.2	3,076.2	42	11	5	0	0	24	11	0	7	0
6	**	TRUTEAM, Daytona Beach, Fla. ⁶	W/O	1,600.0	NA	100	0	0	0	0	0	0	0	0	0
7	6	ROSENDIN ELECTRIC, San Jose, Calif.	E	1,541.8	1,936.2	28	0	0	0	0	0	3	0	9	0
8	7	HENKELS & MCCOY GROUP, Blue Bell, Pa.	U	1,485.0	2,050.0	0	0	47	1	0	40	0	0	12	0
9	9	COMFORT SYSTEMS USA INC., Houston, Texas	M	1,448.2	1,633.2	78	22	0	0	0	0	0	0	0	0
10	12	MYR GROUP INC., Rolling Meadows, Ill.	E	1,403.0	NA	37	0	0	0	0	0	0	0	0	0
11	13	MDU CONSTRUCTION SERVICES GROUP INC., Bismarck, N.D. ¹¹	E/U	1,367.6	1,600.6	62	0	26	0	0	8	0	0	0	0
12	**	CENTURI CONSTRUCTION GROUP, Phoenix, Ariz. ¹²	U/O	1,246.5	698.1	0	0	2	4	0	81	4	0	0	0
13	8	THE BROCK GROUP, Houston, Texas ¹³	O/P	1,226.8	NA	3	0	8	0	0	89	0	0	0	0
14	10	PERFORMANCE CONTRACTING GROUP INC., Lenexa, Kan. ¹⁴	W/O	1,212.7	1,491.0	61	14	13	0	1	3	5	0	0	0
15	11	TEAM INDUSTRIAL SERVICES INC., Sugar Land, Texas ¹⁵	O/M	1,200.2	NA	0	0	10	0	0	80	0	0	0	0
16	15	BAKER CONSTRUCTION ENTERPRISES INC., Monroe, Ohio	C	1,025.0	1,050.0	80	5	6	0	5	0	4	0	0	0
17	14	ACCO ENGINEERED SYSTEMS, Glendale, Calif. ¹⁷	M	1,013.9	1,084.0	100	0	0	0	0	0	0	0	0	0
18	16	MVERGE, Indianapolis, Ind.	U	996.1	537.0	0	0	0	0	5	0	0	0	0	0
19	17	SOUTHLAND INDUSTRIES, Garden Grove, Calif.	M	878.7	909.1	92	7	0	0	0	0	1	0	0	0
20	18	CUPERTINO ELECTRIC INC., San Jose, Calif.	E/U	849.0	NA	72	0	0	0	0	0	4	0	2	0
21	20	M.C. DEAN, Tysons, Va.	E	763.1	731.4	53	2	0	0	3	2	30	0	10	0
22	21	IES HOLDINGS INC., Houston, Texas ²²	E/O	726.9	NA	0	0	0	0	0	0	0	0	0	0
23	30	HAYWARD BAKER, A KELLER CO., Hanover, Md.	X	692.4	664.6	53	5	4	4	7	8	18	0	1	0
24	22	CENTIMARK CORP., Canonsburg, Pa. ²⁴	R/O	670.5	672.1	100	0	0	0	0	0	0	0	0	0
25	25	STEELFAB INC., Charlotte, N.C. ²⁵	O	654.2	430.5	60	30	5	0	0	0	5	0	0	0
26	24	CECO CONSTRUCTION GROUP, Kansas City, Mo. ²⁶	C/O	653.7	741.1	79	2	0	0	0	19	0	0	0	0
27	19	MMR GROUP INC., Baton Rouge, La.	E	650.0	582.0	0	18	8	0	0	65	0	0	9	0
28	23	MCKINSTRY, Seattle, Wash.	M/E	630.0	630.0	70	10	0	0	0	10	5	0	5	0
29	31	HELIX ELECTRIC INC., San Diego, Calif.	E	624.0	500.0	60	10	0	0	5	5	10	0	0	0
30	38	TDINDUSTRIES, Dallas, Texas	M	604.0	520.2	100	0	0	0	0	0	0	0	0	0
31	28	LITKO CONTRACTING LLC, West Chester, Ohio	C	593.8	678.4	93	7	0	0	0	0	0	0	0	0
32	35	CONTI CORP., Sterling Heights, Mich.	E/M	583.3	521.4	37	32	4	0	0	6	9	0	12	0
33	**	BRIGHTVIEW LANDSCAPES, Plymouth Meeting, Pa. ³³	O	583.0	583.0	100	0	0	0	0	0	0	0	0	0
34	42	STRUCTURAL GROUP INC., Columbia, Md.	C	540.0	560.0	49	0	16	6	0	18	11	0	0	0
35	32	MORROW-MEADOWS CORP., City of Industry, Calif.	E	529.1	200.0	65	0	0	0	0	0	20	0	12	0
36	37	SCHUFF STEEL CO., Phoenix, Ariz.	ST	521.6	400.3	80	0	1	0	0	13	6	0	0	0
37	33	FAITH TECHNOLOGIES INC., Menasha, Wis.	E	519.2	383.6	48	34	12	0	1	1	1	1	2	0
38	34	BERGELECTRIC CORP., Los Angeles, Calif.	E	497.5	432.9	75	10	0	0	5	0	5	0	5	0
39	46	THE BRANDT COS., Carrollton, Texas	M/E/SH	497.0	519.3	65	15	5	0	0	15	0	0	0	0
40	40	THE NEWTRON GROUP, Baton Rouge, La.	E	490.0	280.0	0	0	20	0	0	80	0	0	0	0
41	43	LIMBACH FACILITY SERVICES LLC, Pittsburgh, Pa.	M	485.7	564.0	81	6	0	0	0	6	7	0	0	0
42	26	NORTHSTAR GROUP SERVICES INC., New York, N.Y. ⁴²	D/A/X	484.3	588.0	20	5	12	12	0	12	2	38	0	0
43	27	FIVE STAR ELECTRIC CORP., Ozone Park, N.Y.	E	472.0	300.2	41	0	0	0	4	0	55	0	0	0
44	47	POWER DESIGN, St. Petersburg, Fla.	E	469.6	568.8	100	0	0	0	0	0	0	0	0	0
45	44	ALDRIDGE ELECTRIC INC., Libertyville, Ill.	E	455.0	560.0	5	0	50	0	0	0	45	0	0	0
46	36	UNIVERSAL PLANT SERVICES INC., Deer Park, Texas ⁴⁶	O	442.2	543.6	0	0	5	0	0	80	0	0	0	0
47	55	APOLLO MECHANICAL CONTRACTORS, Kennewick, Wash.	M	437.3	550.0	30	35	10	0	0	15	0	0	0	0
48	88	HARDER MECHANICAL CONTRACTORS INC., Portland, Ore.	M	430.0	500.0	5	35	0	0	0	60	0	0	0	0
49	60	E-J ELECTRIC INSTALLATION CO., Long Island City, N.Y.	E	429.0	400.0	30	0	30	0	0	0	40	0	0	0
50	45	TERRA MILLENNIUM CORP., Salt Lake City, Utah ⁵⁰	M/O	428.9	363.1	0	0	20	0	0	80	0	0	0	0

FOOTNOTES: 2=BUILDING SERVICES; 3=TELECOM & OTHER; 4=WORK ACCESS, INSULATION AND INDUSTRIAL ACCESS; 5=STEEL FABRICATION AND PIPELINE CONSTRUCTION AND MAINTENANCE; 6=GUTTERS, FIREPLACES, GARAGE DOORS, BATHROOM ACCESSORIES, SHELVING, WATERPROOFING; 11=OTHER; 12=INDUSTRIAL TRAFFIC; 13=SCAFFOLDING, INSULATION; 14=ISS - 25%; 15=INSPECTION & HEAT TREATING (49%); 16=QUEST INTEGRITY (7%); 17=CONTROLS; 22=LOW VOLTAGE; 24=COMMERCIAL FLOORING; 25=STRUCTURAL STEEL FABRICATION; 26=MARINE; 33=LANDSCAPE DEVELOPMENT; 42=DESIGN/BUILD; 46=FIXED & ROTATING EQUIPMENT SERVICES; 50=REFRACTORY

RANK 2018	RANK 2017	FIRM	FIRM TYPE	2017 REVENUE (\$ MIL)		MARKETS (% OF 2017 REVENUE)									
				TOTAL REVENUE	NEW CONTRACTS	GENERAL BUILDING	MANUFACTURING	POWER	WATER SUPPLY	SEWER / WASTE	INDUS. / PETROLEUM	TRANSPORTATION	HAZARDOUS WASTE	TELECOM	
51	74	MOTOR CITY ELECTRIC CO., Detroit, Mich.	E	419.8	181.1	46	32	0	0	2	15	2	0	3	
52	54	KIRLIN GROUP, Rockville, Md. ⁵²	M/O	419.4	341.0	80	0	0	0	10	10	0	0	0	
53	41	HARRIS, St. Paul, Minn.	M	417.1	398.6	87	3	3	0	0	0	0	7	0	
54	50	INTREN LLC, Union, Ill.	U	406.7	490.0	0	0	0	0	0	0	0	0	0	
55	71	MALCOLM DRILLING CO. INC., San Francisco, Calif.	X	405.6	425.5	38	1	0	0	1	0	60	0	0	
56	39	ENCLOS CORP., Eagan, Minn.	G	402.0	191.0	100	0	0	0	0	0	0	0	0	
57	48	LARGO CONCRETE INC., Tustin, Calif.	C	397.5	450.0	100	0	0	0	0	0	0	0	0	
58	**	KEYSTONE CONCRETE, Houston, Texas ⁵⁸	C	376.0	400.0	96	2	0	0	0	2	0	0	0	
59	80	WALKER ENGINEERING INC., Irving, Texas	E	373.0	395.2	50	0	0	0	15	10	5	0	20	
60	52	CACHE VALLEY ELECTRIC CO., Logan, Utah	E	362.1	363.4	35	0	0	0	0	17	7	0	15	
61	57	WAYNE J. GRIFFIN ELECTRIC INC., Holliston, Mass.	E	355.5	299.0	76	4	1	0	5	0	6	0	8	
62	72	PARSONS ELECTRIC, Minneapolis, Minn.	E	349.8	217.5	36	10	6	0	0	18	7	0	23	
63	81	KHS&S CONTRACTORS, Tampa, Fla.	W	343.3	343.3	100	0	0	0	0	0	0	0	0	
64	56	THE STATE GROUP INC., Evansville, Ind.	E/M	342.3	296.8	5	23	11	0	0	48	12	0	1	
65	82	FISK ELECTRIC CO., Houston, Texas	E	340.5	425.9	50	10	0	0	0	20	10	0	10	
66	63	HUNT ELECTRIC CORP., Bloomington, Minn.	E	336.6	479.3	42	18	8	0	0	13	9	0	10	
67	121	RK MECHANICAL INC., Denver, Colo.	M	327.0	410.0	91	5	0	0	0	4	0	0	0	
68	64	DAVIS H. ELLIOT CO. INC., Lexington, Ky.	E	325.7	200.0	5	0	0	0	0	0	0	0	0	
69	61	ISEC INC., Greenwood Village, Colo. ⁶⁹	O	321.1	393.6	100	0	0	0	0	0	0	0	0	
70	97	JOSEPH J. ALBANESE INC., Santa Clara, Calif.	C/X	316.2	300.0	90	0	0	0	0	0	10	0	0	
71	53	ISC CONSTRUCTORS LLC, Baton Rouge, La.	E	312.6	NA	0	0	0	0	0	100	0	0	0	
72	79	MMC CONTRACTORS INC., Overland Park, Kan.	M/SH	312.4	207.1	80	15	5	0	0	0	0	0	0	
73	58	BARNHART CRANE AND RIGGING CO., Memphis, Tenn. ⁷³	O	310.8	330.8	20	5	30	0	0	45	0	0	0	
74	75	HILL MECHANICAL CORP., Franklin Park, Ill. ⁷⁴	M/SH/O	310.8	248.6	100	0	0	0	0	0	0	0	0	
75	90	MURRAY PLUMB. & HEATING DBA MURRAY CO., Rancho Dominguez, Calif. ⁷⁵	M	310.6	332.0	55	10	0	0	5	15	15	0	0	
76	65	MECHANICAL INC., Freeport, Ill.	M/SH	306.4	278.5	65	28	0	0	3	2	2	0	0	
77	120	SME STEEL, West Jordan, Utah ⁷⁷	ST/O	305.5	450.0	23	12	0	0	0	10	15	0	0	
78	67	J.F. AHERN CO., Fond du Lac, Wis.	M/F/SH	299.3	265.1	42	32	8	4	8	6	0	0	0	
79	91	MILLER ELECTRIC CO., Jacksonville, Fla.	E	296.2	375.0	84	0	0	0	0	16	0	0	0	
80	73	WDF INC., Mt. Vernon, N.Y.	M	293.3	292.8	83	0	0	0	6	0	11	0	0	
81	106	RIGGS DISTLER & CO. INC., Cherry Hill, N.J. ⁸¹	U/M/O	293.2	762.7	5	0	12	0	0	10	0	0	3	
82	89	U.S. ENGINEERING CO. HOLDINGS, Kansas City, Mo.	M	293.0	411.0	82	16	0	0	0	2	0	0	0	
83	66	TAS COMMERCIAL CONCRETE CONSTRUCTION LLC, Houston, Texas	C	292.8	281.6	100	0	0	0	0	0	0	0	0	
84	59	CAPFORM INC., Carrollton, Texas	C	291.5	241.4	100	0	0	0	0	0	0	0	0	
85	96	NEW RIVER ELECTRICAL CORP., Cloverdale, Va.	E	283.0	283.0	0	0	0	0	0	3	0	0	0	
86	85	BENSON INDUSTRIES, Portland, Ore.	G	278.0	310.0	100	0	0	0	0	0	0	0	0	
87	84	GERDAU REINFORCING STEEL, San Diego, Calif. ⁸⁷	O	277.1	297.6	60	0	0	0	5	15	17	0	3	
88	87	HATZEL & BUEHLER INC., Wilmington, Del.	E	277.1	470.5	68	0	0	0	0	8	6	0	13	
89	62	MCKENNEY'S INC., Atlanta, Ga.	M	277.0	310.0	100	0	0	0	0	0	0	0	0	
90	76	MACDONALD MILLER FACILITY SOLUTIONS, Seattle, Wash.	M	274.0	352.0	90	0	0	0	0	10	0	0	0	
91	94	EGAN CO., Brooklyn Park, Minn.	E/M	274.0	369.2	50	30	0	0	0	0	15	0	5	
92	95	BERKEL & CO. CONTRACTORS INC., Bonner Springs, Kan.	X	273.0	300.0	60	5	10	0	5	10	10	0	0	
93	68	DANELLA COS. INC., Plymouth Meeting, Pa.	U	271.0	271.0	0	0	47	2	0	0	2	0	49	
94	69	AZCO INC., Appleton, Wis.	M	267.6	277.2	0	5	80	0	0	15	0	0	0	
95	77	MURPHY CO. MECHANICAL CONTRACTORS & ENGINEERS, St. Louis, Mo.	M/SH	266.4	336.1	50	38	4	0	0	8	0	0	0	
96	157	FLYNN GROUP OF COS., Kansas City, Mo.	R/G/SH	265.0	NA	82	10	2	0	0	4	2	0	0	
97	116	JOHN E. GREEN CO., Highland Park, Mich.	M/F	265.0	265.0	35	40	10	0	3	12	0	0	0	
98	92	SUNCOAST POST-TENSION, A KELLER CO., Houston, Texas ⁹⁸	O	260.3	250.5	100	0	0	0	0	0	0	0	0	
99	105	CROWN CORR INC., Gary, Ind.	G/SH	253.0	310.0	70	0	0	0	0	0	30	0	0	
100	101	STANDARD DRYWALL INC., Lakeside, Calif.	W	253.0	402.8	100	0	0	0	0	0	0	0	0	

FOOTNOTES: 52=CM AT RISK; 58=LANDSCAPE; 69=INTERIOR FINISH/WORK; 73=LIFTING AND TRANSPORT; 74=PLUMBING, ETC.; 75=PLUMBING & SITE WORK; 77=STEEL FABRICATION; 81=RENEWABLES/MATING; 87=REINFORCING STEELWORK; 98=CONSTRUCTION PRODUCTS

#01

QUANTA SERVICES acquired Stronghold Ltd., a specialty contractor working in the energy markets, in July 2017 for \$450 million.

RANK 2018	RANK 2017	FIRM	FIRM TYPE	2017 REVENUE (\$ MIL)		MARKETS (% OF 2017 REVENUE)								
				TOTAL REVENUE	NEW CONTRACTS	GENERAL BUILDING	MANUFACTURING	POWER	WATER SUPPLY	SEWER / WASTE	INDUS. / PETROLEUM	TRANSPORTATION	HAZARDOUS WASTE	TELECOM
101	100	SACHS ELECTRIC CO., St. Louis, Mo.	E	245.9	187.0	50	3	33	0	4	0	2	0	8
102	115	PENHALL CO., Irving, Texas ¹⁰²	D/O	245.4	110.0	40	0	0	0	0	0	60	0	0
103	83	SPRIG ELECTRIC, San Jose, Calif. ¹⁰³	E/O	245.0	255.0	100	0	0	0	0	0	0	0	0
104	98	CALIFORNIA DRYWALL, San Jose, Calif.	W	240.7	238.0	97	0	0	0	0	0	3	0	0
105	128	AMERICAN TECHNOLOGIES INC., Orange, Calif. ¹⁰⁵	O/A	240.0	NA	75	10	0	0	0	0	0	15	0
106	103	IREX CONTRACTING GROUP, Lancaster, Pa. ¹⁰⁶	O/A	239.6	255.3	37	9	30	0	0	16	0	0	0
107	70	PAN-PACIFIC MECHANICAL LLC, Fountain Valley, Calif.	M	237.0	323.8	100	0	0	0	0	0	0	0	0
108	142	J. DERENZO COS., Brockton, Mass.	X	236.0	142.0	100	0	0	0	0	0	0	0	0
109	127	BAKER ROOFING CO., Raleigh, N.C.	R	235.1	235.1	100	0	0	0	0	0	0	0	0
110	158	S&F CONCRETE CONTRACTORS INC., Hudson, Mass.	C	234.4	292.0	93	5	1	0	0	0	1	0	0
111	378	ROGERS, Alpharetta, Ga.	E	233.4	250.0	90	0	0	0	0	0	0	0	10
112	107	CSI ELECTRICAL CONTRACTORS INC., Santa Fe Springs, Calif.	E	233.0	653.9	35	7	2	3	3	11	1	0	7
113	93	WACHTER INC., Lenexa, Kan. ¹¹³	O/E	232.8	179.4	51	17	0	0	0	32	0	0	0
114	102	MANAFORT BROTHERS INC., Plainville, Conn.	X/D	230.1	250.0	50	0	14	0	0	0	17	19	0
115	109	ACOUSTI ENGINEERING CO. OF FLORIDA, Orlando, Fla. ¹¹⁵	W/O	227.6	189.4	100	0	0	0	0	0	0	0	0
116	104	INDEPENDENCE EXCAVATING INC., Independence, Ohio ¹¹⁶	X/D	226.3	186.0	25	12	6	0	5	17	30	5	0
117	199	YTG LLC, Philadelphia, Miss. ¹¹⁷	E/M	224.0	112.9	22	64	3	0	0	11	0	0	0
118	123	COCHRAN INC., Seattle, Wash.	E	223.2	200.0	70	0	0	0	0	0	0	0	30
119	86	J.C. CANNISTRARO LLC, Watertown, Mass. ¹¹⁹	M/SH/F	223.0	251.1	98	1	0	0	0	0	1	0	0
120	160	O'CONNELL ELECTRIC CO. INC., Victor, N.Y.	E	221.5	200.0	30	10	0	0	8	7	2	0	3
121	143	CLEVELAND ELECTRIC CO., Atlanta, Ga.	E/M	220.1	225.0	10	10	25	0	5	5	15	0	5
122	110	P1 GROUP INC., Lenexa, Kan.	M/E/SH	218.0	158.3	16	20	15	0	0	15	0	0	3
123	219	MCHUGH CONCRETE CONSTRUCTION, Chicago, Ill.	C	217.5	75.0	100	0	0	0	0	0	0	0	0
124	114	PRIME ELECTRIC, Bellevue, Wash.	E	216.3	331.4	97	0	0	0	0	0	0	0	3
125	134	PLATEAU EXCAVATION INC., Austell, Ga.	X	215.0	187.4	90	5	5	0	0	0	0	0	0
126	122	GATE PRECAST CO., Jacksonville, Fla.	C	214.6	198.8	92	0	0	5	0	0	3	0	0
127	138	TRI-CITY ELECTRICAL CONTRACTORS INC., Altamonte Springs, Fla.	E	213.3	319.2	99	0	0	0	0	0	0	0	1
128	118	WESTERN SPECIALTY CONTRACTORS, St. Louis, Mo.	C/M/A/R	213.2	213.2	71	8	6	2	0	11	2	0	0
129	**	J.F. ELECTRIC INC., Edwardsville, Ill.	U/E	212.0	196.2	7	0	86	0	0	6	0	0	1
130	130	CLEAN EARTH INC., Hatboro, Pa. ¹³⁰	O	211.2	211.2	12	0	7	0	0	28	21	28	0
131	133	KSW MECHANICAL, Long Island City, N.Y. ¹³¹	M	210.8	155.1	82	0	18	0	0	0	0	0	0
132	129	BRANDENBURG INDUSTRIAL SERVICE CO., Chicago, Ill.	D	208.0	NA	5	10	15	0	0	50	10	10	0
133	177	PRISM ELECTRIC INC., Garland, Texas	E	205.5	105.0	75	5	0	0	0	5	10	0	5
134	124	GAYLOR ELECTRIC, Indianapolis, Ind.	E	203.4	205.2	40	30	8	0	0	13	0	0	2
135	145	BEAVER EXCAVATING CO., Canton, Ohio	X	202.2	265.0	3	1	8	10	19	9	50	0	0
136	200	T E C INDUSTRIAL, Kingsport, Tenn.	M/E	195.7	210.1	0	0	20	0	0	80	0	0	0
137	151	TRI-CITY ELECTRIC CO. OF IOWA, Davenport, Iowa	E	194.8	128.6	60	28	0	0	0	0	1	0	11
138	108	CRITCHFIELD MECHANICAL INC., San Jose, Calif.	M	193.9	379.2	85	0	0	0	0	0	15	0	0
139	139	KENT COS. INC., Grand Rapids, Mich.	C	193.4	263.3	100	0	0	0	0	0	0	0	0
140	132	WESTERN PARTITIONS INC. (WPI), Wilsonville, Ore.	W	191.6	NA	100	0	0	0	0	0	0	0	0
141	99	PRECISION WALLS INC., Cary, N.C.	W	189.4	214.2	80	10	0	0	0	0	10	0	0
142	135	BAKER ELECTRIC INC., Escondido, Calif.	E	187.4	188.9	43	0	36	0	5	0	5	0	11
143	152	NATIONS ROOF, Mobile, Ala.	R	187.0	200.0	70	25	0	0	0	5	0	0	0
144	**	OSBURN CONTRACTORS INC., Garland, Texas	C	185.5	205.5	50	20	0	0	0	20	0	0	10
145	153	REMEDIAL CONSTRUCTION SERVICES LP, Houston, Texas ¹⁴⁵	O	183.3	148.1	0	0	43	0	0	41	0	0	0
146	150	CONCRETE STRATEGIES LLC, St. Louis, Mo.	C	183.0	126.2	40	50	0	0	0	0	10	0	0
147	144	THE MORSE GROUP INC., Freeport, Ill.	E	182.5	80.2	34	60	0	0	5	0	0	0	1
148	167	BAKER TRIANGLE, Mesquite, Texas	W	181.1	187.6	95	5	0	0	0	0	0	0	0
149	140	IVEY MECHANICAL CO., Kosciusko, Miss.	M	176.5	97.5	10	35	0	0	0	0	0	0	0
150	165	BAKER GROUP, Ankeny, Iowa ¹⁵⁰	M/SH/E	175.9	185.0	84	1	0	0	0	11	0	0	4

FOOTNOTES: 102=CONCRETE SAWING, DRILLING, AND GRINDING; 103=INSULATION; 105=INSULATION; 106=INSULATION; 108=INSULATION; 109=INSULATION; 110=INSULATION; 111=INSULATION; 112=INSULATION; 113=INSULATION; 114=INSULATION; 115=INSULATION; 116=INSULATION; 117=INSULATION; 118=INSULATION; 119=INSULATION; 120=INSULATION; 121=INSULATION; 122=INSULATION; 123=INSULATION; 124=INSULATION; 125=INSULATION; 126=INSULATION; 127=INSULATION; 128=INSULATION; 129=INSULATION; 130=INSULATION; 131=INSULATION; 132=INSULATION; 133=INSULATION; 134=INSULATION; 135=INSULATION; 136=INSULATION; 137=INSULATION; 138=INSULATION; 139=INSULATION; 140=INSULATION; 141=INSULATION; 142=INSULATION; 143=INSULATION; 144=INSULATION; 145=INSULATION; 146=INSULATION; 147=INSULATION; 148=INSULATION; 149=INSULATION; 150=INSULATION.

RANK 2018	RANK 2017	FIRM	FIRM TYPE	2017 REVENUE (\$ MIL)		MARKETS (% OF 2017 REVENUE)										
				TOTAL REVENUE	NEW CONTRACTS	GENERAL BUILDING	MANUFACTURING	POWER	WATER SUPPLY	SEWER / WASTE	INDUS. / PETROLEUM	TRANSPORTATION	HAZARDOUS WASTE	TELECOM		
151	234	TOTAL FACILITY SOLUTIONS INC., Plano, Texas	M/E	174.1	200.0	10	90	0	0	0	0	0	0	0	0	0
152	176	INTERSTATES, Sioux Center, Iowa	E	172.8	142.1	0	19	0	0	2	79	0	0	0	0	0
153	111	VAUGHN INDUSTRIES LLC, Carey, Ohio	E/U/M	172.5	116.4	50	25	0	0	0	0	5	0	0	5	0
154	181	CONTINENTAL ELECTRICAL CONSTRUCTION CO., Oak Brook, Ill.	E	172.0	100.0	75	10	0	0	0	0	0	0	0	15	0
155	171	D.H. GRIFFIN WRECKING CO. INC., Greensboro, N.C.	D	171.0	171.0	50	1	40	0	1	7	1	0	0	0	0
156	193	PACIFIC STRUCTURES INC., San Francisco, Calif.	C	169.3	227.5	100	0	0	0	0	0	0	0	0	0	0
157	224	DRILL TECH DRILLING & SHORING, Antioch, Calif.	X	167.0	202.5	10	0	2	35	5	0	30	3	0	0	0
158	**	CUMMINGS ELECTRICAL LP, Fort Worth, Texas	E	166.0	111.0	40	15	0	0	0	0	0	0	0	5	0
159	141	MB MECHANICALS HOLDINGS, Harrisburg, Pa.	M	165.6	130.0	60	5	6	0	0	8	0	0	0	0	0
160	163	E.M. DUGGAN INC., Canton, Mass.	M	162.6	196.0	100	0	0	0	0	0	0	0	0	0	0
161	**	FREESTATE ELECTRICAL COS., Laurel, Md.	E/F	160.0	100.0	98	0	0	0	0	0	0	0	0	2	0
162	137	W&W GLASS LLC, Nanuet, N.Y.	G	160.0	200.0	80	0	0	0	0	0	20	0	0	0	0
163	179	L. KEELEY CONSTRUCTION, St. Louis, Mo. ¹⁶³	C/O	158.7	158.7	14	15	0	5	0	0	2	0	0	0	0
164	178	SAUER HOLDINGS INC., Pittsburgh, Pa.	M	158.0	144.5	92	0	0	0	0	8	0	0	0	0	0
165	147	LAKE ERIE ELECTRIC COS., Westlake, Ohio	E	157.7	157.7	30	20	0	0	10	30	0	0	10	0	0
166	217	GRUNAU CO., Oak Creek, Wis.	M	156.0	137.0	45	20	0	0	10	20	5	0	0	0	0
167	187	CONCRETE VALUE CORP., Sacramento, Calif.	C	155.9	176.5	100	0	0	0	0	0	0	0	0	0	0
168	170	ENCORE ELECTRIC INC., Lakewood, Colo.	E	154.0	200.0	100	0	0	0	0	0	0	0	0	0	0
169	174	H.J. MARTIN AND SON, Green Bay, Wis. ¹⁶⁹	O/W/G	153.4	99.7	98	1	0	0	0	0	1	0	0	0	0
170	155	THE RAYMOND GROUP, Orange, Calif.	W	152.9	195.2	100	0	0	0	0	0	0	0	0	0	0
171	136	INGLETT & STUBBS LLC, Mableton, Ga.	E	152.4	175.0	90	0	0	0	0	0	0	0	0	10	0
172	184	WEST VALLEY CONSTRUCTION CO. INC., Campbell, Calif.	X	152.2	155.0	0	0	0	65	10	0	0	0	0	25	0
173	161	GUARANTEE ELECTRICAL CO., St. Louis, Mo.	E	152.0	152.0	70	10	0	0	19	0	0	0	0	0	0
174	168	ALLISON SMITH CO., Smyrna, Ga.	E	150.0	150.0	80	10	0	0	0	0	0	0	0	10	0
175	180	CONDON-JOHNSON & ASSOCIATES INC., Oakland, Calif.	X	148.0	121.0	50	0	0	0	0	0	50	0	0	0	0
176	182	KELSO-BURNETT, Rolling Meadows, Ill.	E	146.1	138.5	62	10	10	0	0	0	0	0	0	18	0
177	211	MONA ELECTRIC GROUP INC., Clinton, Md.	E	146.1	84.0	95	0	0	0	0	0	0	0	0	5	0
178	164	JMEG LLC, Farmers Branch, Texas	E	145.2	112.0	87	13	0	0	0	0	0	0	0	0	0
179	186	HERMANSON CO., Kent, Wash. ¹⁷⁹	M/SH	145.1	227.0	87	9	0	0	0	0	4	0	0	0	0
180	185	CHERRY COS., Houston, Texas ¹⁸⁰	O/D	145.1	140.5	10	0	0	0	0	8	10	0	0	0	0
181	169	DORVIN D. LEIS CO. INC., Kahului, Hawaii	M	144.1	150.4	98	0	1	0	1	0	0	0	0	0	0
182	228	ERMCO INC., Indianapolis, Ind.	E	142.9	93.9	69	5	2	2	1	4	11	0	6	0	0
183	**	BROADWAY ELECTRIC SERVICE CORP., Knoxville, Tenn.	E/U/M	140.0	177.2	55	22	17	0	0	0	0	6	0	0	0
184	162	MIDWEST STEEL, Detroit, Mich.	ST	138.0	106.2	10	65	0	0	0	21	2	2	0	0	0
185	206	NATIONAL CONSTRUCTION ENTERPRISES INC., Ypsilanti, Mich.	W	136.9	132.4	100	0	0	0	0	0	0	0	0	0	0
186	159	RYAN INC. CENTRAL, Janesville, Wis.	X	136.8	107.5	13	0	3	0	73	0	0	0	0	0	0
187	205	BEST CONTRACTING SERVICES INC., Gardena, Calif.	R/SH	136.4	129.2	100	0	0	0	0	0	0	0	0	0	0
188	191	A.O. REED & CO., San Diego, Calif.	M	135.7	175.2	100	0	0	0	0	0	0	0	0	0	0
189	202	MTECH MECHANICAL, Westminster, Colo.	M	135.2	82.0	90	5	0	0	0	5	0	0	0	0	0
190	243	NEVELL GROUP INC., Brea, Calif.	W	135.0	230.0	100	0	0	0	0	0	0	0	0	0	0
191	**	PACIFIC RIM MECHANICAL CONTRACTORS INC., San Diego, Calif.	M	134.6	98.0	100	0	0	0	0	0	0	0	0	0	0
192	198	VALLEY ELECTRIC OF MT. VERNON, Everett, Wash.	E	133.4	174.2	20	10	0	0	20	20	25	0	0	0	0
193	212	ATLANTIC CONSTRUCTORS INC., Richmond, Va. ¹⁹³	M/SH/O	132.9	132.9	50	25	0	0	0	25	0	0	0	0	0
194	175	K2 INDUSTRIAL SERVICES INC., Houston, Texas ¹⁹⁴	O/P/A	132.0	43.0	0	0	42	0	0	58	0	0	0	0	0
195	197	SHAPIRO & DUNCAN INC., Rockville, Md.	M	130.2	130.2	100	0	0	0	0	0	0	0	0	0	0
196	210	AMPAM PARKS MECHANICAL INC., Carson, Calif.	M	129.6	207.5	100	0	0	0	0	0	0	0	0	0	0
197	292	DIVERSIFIED UTILITY SERVICES INC., Bakersfield, Calif.	U	128.5	165.5	0	0	95	0	0	0	0	0	5	0	0
198	222	NASHVILLE MACHINE CO. INC., Nashville, Tenn. ¹⁹⁸	M/O/SH	127.6	91.9	83	1	0	0	0	16	0	0	0	0	0
199	196	NEWKIRK ELECTRIC ASSOCIATES INC., Muskegon, Mich.	E	127.5	141.0	2	10	50	0	0	18	0	0	20	0	0
200	218	SOUTHERN AIR INC., Lynchburg, Va.	M/E	126.0	130.0	81	17	0	0	2	0	0	0	0	0	0

FOOTNOTES: ¹⁶³=PAVING; ¹⁶⁹=FLOORING; ¹⁷⁸=PLUMBING; ¹⁸⁰=RECYCLING AND MATERIAL SALES; ¹⁸⁵=PLANT MAINTENANCE; ¹⁹⁴=INSULATION/COATINGS; ¹⁹⁸=ELEVATOR

BAKER CONCRETE recently acquired
Brigian Concrete, Clayton, N.C.; Miller
Builders, Houston, Texas; and LRT,
Monroe, Ohio.

RANK 2018	RANK 2017	FIRM	FIRM TYPE	2017 REVENUE (\$ MIL)		MARKETS (% OF 2017 REVENUE)									
				TOTAL REVENUE	NEW CONTRACTS	GENERAL BUILDING	MANUFACTURING	POWER	WATER SUPPLY	SEWER / WASTE	INDUS. / PETROLEUM	TRANSPORTATION	HAZARDOUS WASTE	TELECOM	
201	229	CHAPEL ELECTRIC CO. LLC, Dayton, Ohio	E	125.0	87.5	65	24	0	0	1	0	0	0	0	10
202	297	SARGENT ELECTRIC CO., Pittsburgh, Pa.	E/U	124.8	145.4	10	5	40	0	3	35	2	0	5	
203	216	NORTHLAND CONCRETE & MASONRY CO. LLC, Shakopee, Minn.	C/MA	124.5	135.0	80	15	0	0	0	5	0	0	0	
204	214	KALKREUTH ROOFING AND SHEET METAL, Wheeling, W.Va.	R	124.3	111.9	86	9	0	0	0	5	0	0	0	
205	208	COMMONWEALTH ELECTRIC CO. OF THE MIDWEST, Lincoln, Neb.	E	122.0	137.1	60	0	0	0	0	22	5	0	11	
206	242	J.F. KIELY CONSTRUCTION COS., Tinton Falls, N.J.	U	121.6	126.9	0	0	0	11	1	2	0	0	0	
207	220	F.L. CRANE & SONS INC., Fulton, Miss. ²⁰⁷	W/O	121.4	90.9	97	1	0	0	0	1	1	0	0	
208	183	ARDEN BUILDING COS. LLC, Pawtucket, R.I. ²⁰⁸	M/E	121.0	130.0	67	15	7	3	4	0	0	0	4	
209	232	POLK MECHANICAL CO. LLC, Grand Prairie, Texas	M	118.6	109.9	86	5	0	0	0	9	0	0	0	
210	**	LUDVIK ELECTRIC CO., Lakewood, Colo.	E	118.3	220.2	36	0	0	0	16	0	48	0	0	
211	213	JOHN W. MCDUGALL CO. INC., Nashville, Tenn.	SH	117.7	102.1	75	15	0	0	0	10	0	0	0	
212	304	HUSSUNG MECHANICAL CONTRACTORS INC., Louisville, Ky.	M	117.4	80.0	78	15	0	0	2	5	0	0	0	
213	398	JB HENDERSON CONSTRUCTION CO. INC., Albuquerque, N.M. ²¹³	M	115.4	66.7	60	40	0	0	0	0	0	0	0	
214	277	DALEY'S DRYWALL, Campbell, Calif.	W	115.3	111.7	100	0	0	0	0	0	0	0	0	
215	204	DONLEY'S CONCRETE GROUP, Cleveland, Ohio	C	115.0	154.9	92	4	2	0	0	2	0	0	0	
216	215	GREATER METROPLEX INTERIORS INC., Southlake, Texas	W	114.0	116.6	100	0	0	0	0	0	0	0	0	
217	201	COMNET COMMUNICATIONS LLC, Bethel, Conn. ²¹⁷	O	113.3	120.6	0	0	0	0	0	0	0	0	100	
218	233	W.A. RASIC CONSTRUCTION CO. INC., Long Beach, Calif.	U	112.4	418.1	0	0	0	50	15	15	0	0	20	
219	288	MILLER ELECTRIC CO., Omaha, Neb.	E	111.9	281.3	90	2	0	0	0	0	0	0	8	
220	238	AMERICAN DIRECT, Lenexa, Kan. ²²⁰	O	111.0	80.0	100	0	0	0	0	0	0	0	0	
221	194	ARCHITECTURAL GLASS & ALUMINUM, Livermore, Calif.	G	110.5	139.0	100	0	0	0	0	0	0	0	0	
222	230	ROMMEL CONSTRUCTION GROUP, Lititz, Pa.	E/M	110.1	110.3	69	0	0	0	0	0	31	0	0	
223	226	TG GALLAGHER, Cambridge, Mass. ²²³	M/F	110.0	95.0	100	0	0	0	0	0	0	0	0	
224	190	LETSOS CO., Houston, Texas	M	109.1	55.6	100	0	0	0	0	0	0	0	0	
225	223	KELLER FOUNDATIONS (CANADA), A KELLER CO., Hanover, Md. ²²⁵	X	109.0	107.0	18	16	12	1	1	25	26	0	1	
226	**	FAULCONER CONSTRUCTION CO. INC., Charlottesville, Va.	X/U/D	107.8	129.4	25	0	0	0	30	0	25	0	0	
227	221	PHILADELPHIA D&M, Plymouth Meeting, Pa.	W	106.9	80.3	100	0	0	0	0	0	0	0	0	
228	280	MODERN COS., Cedar Rapids, Iowa ²²⁸	M/SH	106.8	57.9	50	10	0	0	5	30	5	0	0	
229	262	W. BRADLEY ELECTRIC INC., Novato, Calif.	E	106.0	106.0	60	0	0	0	0	0	0	0	40	
230	225	FRESH MEADOW MECHANICAL CORP., Fresh Meadows, N.Y.	M	105.9	46.8	95	0	2	0	0	0	3	0	0	
231	250	L.P.R. CONSTRUCTION CO. LLC, Loveland, Colo.	ST/M	105.4	61.3	16	26	39	0	0	6	13	0	0	
232	**	JACOBSON & CO. INC., Elizabeth, N.J.	W	105.0	96.0	100	0	0	0	0	0	0	0	0	
233	365	M.G. MCGRATH INC., Maplewood, Minn.	SH/G	105.0	85.0	100	0	0	0	0	0	0	0	0	
234	207	PAYNECREST ELECTRIC INC., St. Louis, Mo.	E	105.0	100.0	35	45	10	0	0	5	0	0	5	
235	340	DUNBAR MECHANICAL INC., Toledo, Ohio	M	104.9	34.0	6	46	1	0	0	19	0	0	0	
236	188	LANDMARK CONSTRUCTION CO. INC., North Charleston, S.C.	X/C	104.0	67.0	0	64	0	0	11	0	25	0	0	
237	269	ELDECO INC., Greenville, S.C.	E	104.0	97.1	25	65	0	0	0	10	0	0	0	
238	263	WILSON ELECTRIC, Tempe, Ariz.	E	103.1	98.5	90	0	0	0	0	0	0	0	10	
239	209	THE WILLIAMS GROUP, Merrifield, Va. ²³⁹	ST/O	102.4	78.2	64	8	8	0	0	20	0	0	0	
240	237	IGON MECHANICAL CONSTRUCTION & ENGINEERING LLC, Granite City, Ill.	M	101.7	122.9	60	10	0	0	0	30	0	0	0	
241	119	RMF NOOTER INC., Toledo, Ohio ²⁴¹	M/E/O	100.0	100.0	3	31	2	0	1	63	0	0	0	
242	245	ALTERMAN INC., San Antonio, Texas	E	99.4	142.5	65	5	0	10	0	5	0	0	15	
243	282	RUTTURA & SONS CONSTRUCTION CO. INC., West Babylon, N.Y.	X	99.4	50.6	60	0	0	0	10	0	30	0	0	
244	249	W.G. TOMKO INC., Finleyville, Pa. ²⁴⁴	M/U/O	99.0	73.3	80	10	0	0	10	0	0	0	0	
245	264	BASDEN STEEL CORP., Burleson, Texas	ST	98.7	102.8	100	0	0	0	0	0	0	0	0	
246	291	BRIGGS ELECTRIC INC., Tustin, Calif.	E	98.5	54.9	53	43	0	0	0	0	0	0	4	
247	270	CEC COS., Irving, Texas	E/M	98.5	93.0	83	4	0	0	0	0	4	0	9	
248	275	WAYNE BROTHERS INC., Davidson, N.C. ²⁴⁸	C/X	97.5	97.5	13	30	1	0	0	1	0	0	0	
249	166	CASE FOUNDATIONS CO., A KELLER CO., Roselle, Ill.	X	97.5	106.0	39	6	8	0	0	0	47	0	0	
250	254	WAYNE AUTOMATIC FIRE SPRINKERS INC., Ocoee, Fla.	F	96.0	98.0	0	0	0	0	0	0	0	0	0	

FOOTNOTES: 207=CERAMIC, RESILIENT & CARPET, FIREPROOF, ORATES AND HANDRAILS; 208=PLUMBING; 213=PROCESS-PIPING; 217=TELECOMMUNICATIONS; LOW VOLTAGE WORK; SWITCHING; UNDERGROUND/INDOOR CABLING; MICROWAVE; TRANSMITTERS, ETC.); 220=DOORS, FRAMES, & HARDWARE; 223=PLUMBING; 225=CONSTRUCTION PRODUCTS; 228=BUILDING AUTOMATION; 239=STEEL FABRICATION; 241=SCAFFOLDING/LABORERS; 244=FABRICATION; 248=INDUSTRIAL CONTRACTING SERVICES

RANK 2018	RANK 2017	FIRM	FIRM TYPE	2017 REVENUE (\$ MIL)		MARKETS (% OF 2017 REVENUE)									
				TOTAL REVENUE	NEW CONTRACTS	GENERAL BUILDING	MANUFACTURING	POWER	WATER SUPPLY	SEWER / WASTE	INDUS. / PETROLEUM	TRANSPORTATION	HAZARDOUS WASTE	TELECOM	
251	278	DUCCI ELECTRICAL CONTRACTORS INC. , Farmington, Conn.	E	95.6	180.9	50	0	0	0	0	0	40	0	10	
252	260	COLLINS ELECTRICAL CO. INC. , Stockton, Calif.	E	95.6	111.8	79	0	0	0	6	0	0	0	0	
253	286	PRIME CONTROLS LP , Lewisville, Texas ²⁵³	O	95.5	120.0	0	5	0	0	35	38	0	0	0	
254	227	MCKINNEY DRILLING CO., A KELLER CO. , Hanover, Md.	X	95.1	85.2	33	7	30	0	0	6	22	0	2	
255	276	THE TRI-M GROUP LLC , Kennett Square, Pa.	M/U	94.3	78.2	45	15	10	0	0	20	0	0	10	
256	203	VAN ERT ELECTRIC CO. INC. , Wausau, Wis. ²⁵⁶	E	93.5	69.0	51	1	15	0	2	25	3	0	3	
257	173	MCCARL'S INC. , Beaver Falls, Pa.	M	93.0	73.6	0	0	40	0	0	60	0	0	0	
258	241	CHARTER MECHANICAL CONTRACTORS INC. , Portland, Ore.	M	92.5	92.7	16	83	0	1	0	0	0	0	0	
259	246	FEYEN ZYLSTRA , Grand Rapids, Mich.	E	92.3	100.1	60	20	0	0	0	20	0	0	0	
260	268	UNIVERSAL BUILDERS SUPPLY INC. , New Rochelle, N.Y. ²⁶⁰	O	92.0	114.0	100	0	0	0	0	0	0	0	0	
261	294	ALEX E. PARIS CONTRACTING CO. , Atlasburg, Pa. ²⁶¹	U/X	91.7	114.5	0	0	0	15	5	80	0	0	0	
262	248	QUESTMARK, A DIVISION OF CENTIMARK , Canonsburg, Pa. ²⁶²	O	91.6	91.6	50	50	0	0	0	0	0	0	0	
263	192	PRECISION CONCRETE CONSTRUCTION INC. , Alpharetta, Ga.	C	91.3	98.7	15	45	0	0	0	0	15	0	0	
264	418	CORBINS ELECTRIC , Phoenix, Ariz.	E	90.9	64.0	12	73	3	1	3	0	8	0	0	
265	324	HYPOWER INC. , Fort Lauderdale, Fla.	E	90.6	75.0	60	0	10	0	0	0	10	0	20	
266	258	HUMPHREY & ASSOCIATES INC. , Carrollton, Texas	E/M	90.5	95.0	65	5	1	0	0	29	0	0	0	
267	309	DELTA DIVERSIFIED ENTERPRISES INC. , Tempe, Ariz.	E	90.5	99.5	65	15	0	0	0	15	5	0	0	
268	265	MCGEE BROTHERS CO. INC. , Monroe, N.C.	MA	89.8	8.5	100	0	0	0	0	0	0	0	0	
269	251	B.T. MANCINI CO. INC. , Milpitas, Calif. ²⁶⁹	O	89.8	104.3	95	5	0	0	0	0	0	0	0	
270	235	W.A. CHESTER LLC , Lanham, Md.	U	89.3	83.4	0	0	100	0	0	0	0	0	0	
271	409	ACE ELECTRIC INC. , Valdosta, Ga.	E	89.0	106.8	43	0	0	0	0	56	1	0	0	
272	283	MIDWEST DRYWALL CO. INC. , Wichita, Kan.	W	88.7	86.7	100	0	0	0	0	0	0	0	0	
273	303	FIORE & SONS INC. , Denver, Colo. ²⁷³	X/U/D/O	88.4	90.0	35	35	10	10	0	0	10	0	0	
274	305	BAYSIDE INTERIORS INC. , Fremont, Calif.	W	87.5	95.5	100	0	0	0	0	0	0	0	0	
275	274	J.M. BRENNAN INC. , Milwaukee, Wis.	M	87.4	84.3	23	15	0	0	0	0	0	0	0	
276	299	ENTERPRISE PROPERTIES , Omaha, Neb.	C	87.4	89.5	64	0	0	0	16	0	20	0	0	
277	271	F.D. THOMAS INC. , Medford, Ore.	P	87.3	131.2	30	10	10	15	10	0	15	10	0	
278	279	NEAD ELECTRIC , East Rutherford, N.J.	E	86.9	105.0	83	0	0	0	0	2	5	0	10	
279	253	ELLINGSON COS. , West Concord, Minn. ²⁷⁹	O/U	86.7	89.3	0	0	0	43	0	48	0	0	0	
280	296	BIERLEIN COS. INC. , Midland, Mich.	D	86.7	90.2	5	20	50	0	0	25	0	0	0	
281	284	R.T. MOORE CO. INC. , Indianapolis, Ind.	M	85.6	104.0	100	0	0	0	0	0	0	0	0	
282	247	UNITED FORMING INC. , Austell, Ga.	C	85.2	110.6	100	0	0	0	0	0	0	0	0	
283	259	BROOKS-BERRY-HAYNIE & ASSOCIATES INC. , Mableton, Ga.	E	85.1	65.0	0	0	0	0	0	0	100	0	0	
284	**	CORRIGAN CO. MECHANICAL CONTRACTING , St. Louis, Mo.	M/SH	85.0	45.0	15	15	0	0	5	65	0	0	0	
285	344	JRCRUZ CORP. , Aberdeen, N.J.	U/X	85.0	275.0	5	0	0	35	60	0	0	0	0	
286	348	OIL CAPITAL ELECTRIC , Broken Arrow, Okla.	E/M/SH	85.0	90.0	65	0	0	0	35	0	0	0	0	
287	368	POYNTER SHEET METAL , Greenwood, Ind.	SH	84.5	63.5	50	20	0	10	0	20	0	0	0	
288	**	W. J. O'NEIL CO. , Livonia, Mich.	M/SH	84.4	65.0	30	25	35	0	0	10	0	0	0	
289	236	HJ FOUNDATION, A KELLER CO. , Miami, Fla.	X	84.4	111.3	95	1	0	0	2	0	2	0	0	
290	380	KOVACH BUILDING ENCLOSURES , Chandler, Ariz.	SH/G	84.1	164.4	90	0	0	0	0	0	10	0	0	
291	**	W.L. FRENCH EXCAVATING CORP. , North Billerica, Mass.	X/A	83.6	43.6	85	0	0	0	0	0	0	15	0	
292	319	G.M. MCCROSSIN INC. , Bellefonte, Pa.	C/M/ST	83.2	100.1	0	0	15	10	45	30	0	0	0	
293	306	DOUGLASS COLONY GROUP , Commerce City, Colo.	R/SH	82.2	89.0	100	0	0	0	0	0	0	0	0	
294	261	GROUP BUILDERS INC. , Honolulu, Hawaii	W	82.1	19.3	100	0	0	0	0	0	0	0	0	
295	307	TRAFFIC CONTROL DEVICES INC. , Altamonte Springs, Fla.	E	82.0	59.6	0	0	0	0	0	0	100	0	0	
296	301	HI-TECH ELECTRIC INC. , Houston, Texas	E	82.0	64.4	95	0	0	0	0	0	0	0	5	
297	267	ALAKA'I MECHANICAL CORP. , Honolulu, Hawaii	M	81.1	58.9	100	0	0	0	0	0	0	0	0	
298	300	SHAW ELECTRIC CO. , Southfield, Mich.	E	80.3	51.4	20	10	0	0	10	0	0	0	25	
299	289	SERETTA CONSTRUCTION , Apopka, Fla.	C	79.8	79.8	85	15	0	0	0	0	0	0	0	
300	326	AREA ENERGY & ELECTRIC INC. , Sidney, Ohio	E/M	79.0	NA	10	60	0	0	10	15	0	0	5	

FOOTNOTES: ²⁵⁵=INDUSTRIAL AUTOMATION; ²⁵⁶=TELECOM SECURITY; ²⁶⁰=SCAFFOLDING/HOISTING/PROTECTION; ²⁶¹=INDUSTRIAL; ²⁶=FLOORING; ²⁶⁹=SPECIALTY; ²⁷³=SITEWORK; ²⁷⁹=AG & C/P

#23

HAYWARD BAKER acquired
Moretrench, a Rockaway, N.J.-based
geotechnical contractor on April 18.
Moretrench ranked No. 146 last year.

RANK 2018	RANK 2017	FIRM	FIRM TYPE	2017 REVENUE (\$ MIL)		MARKETS (% OF 2017 REVENUE)										
				TOTAL REVENUE	NEW CONTRACTS	GENERAL BUILDING	MANUFACTURING	POWER	WATER SUPPLY	SEWER / WASTE	INDUS. / PETROLEUM	TRANSPORTATION	HAZARDOUS WASTE	TELECOM		
301	338	BEL-AIRE MECHANICAL, Phoenix, Ariz.	M	78.6	52.4	90	10	0	0	0	0	0	0	0	0	0
302	**	BERMUDEZ, LONGO, DIAZ-MASSO LLC, San Juan, P.R. ³⁰²	E/M/O	78.0	60.0	30	25	0	10	0	0	15	0	20	0	0
303	252	BROADWAY ELECTRIC INC., Elk Grove Village, Ill.	E/M	78.0	110.0	85	0	0	0	0	5	5	0	5	0	0
304	361	FOUNDATION CONSTRUCTORS INC., Oakley, Calif.	X/C	77.8	40.2	45	0	0	0	0	0	55	0	0	0	0
305	330	GOYETTE MECHANICAL CO., Flint, Mich.	M	77.4	85.5	35	40	0	20	5	0	0	0	0	0	0
306	255	KARAS & KARAS GLASS CO. INC., Boston, Mass.	G	77.1	176.9	100	0	0	0	0	0	0	0	0	0	0
307	329	STARK EXCAVATING INC., Bloomington, Ill.	C/X/R	77.1	89.6	18	0	0	0	30	0	52	0	0	0	0
308	343	PETILLO INC., Flanders, N.J.	X/U/E/C	77.0	75.1	60	0	0	10	10	10	10	0	0	0	0
309	302	KIMBEL MECHANICAL SYSTEMS INC., Fayetteville, Ark.	M	76.9	81.8	100	0	0	0	0	0	0	0	0	0	0
310	364	WEIFIELD GROUP CONTRACTING, Centennial, Colo.	E	76.6	99.9	95	0	0	0	5	0	0	0	0	0	0
311	311	EDWIN L. HEIM CO., Harrisburg, Pa.	E/M	76.6	48.5	5	45	5	0	0	40	0	0	5	0	0
312	333	BOUDREAU PIPELINE CORP., Corona, Calif. ³¹²	U	76.6	50.6	90	0	0	0	10	0	0	0	0	0	0
313	244	J. RANCK ELECTRIC, Mt. Pleasant, Mich.	E	76.4	85.0	26	0	32	0	0	5	37	0	0	0	0
314	347	HEPACO LLC, Charlotte, N.C. ³¹⁴	O/A	76.3	75.3	0	0	0	0	9	0	7	85	0	0	0
315	313	HOLLAND ROOFING GROUP, Florence, Ky.	R	76.3	76.3	75	20	0	0	0	5	0	0	0	0	0
316	318	ARKEL INTERNATIONAL LLC, Baton Rouge, La.	E/M/C	75.3	81.8	30	0	70	0	0	0	0	0	0	0	0
317	290	OKLAHOMA ELECTRICAL SUPPLY CO., Oklahoma City, Okla.	E	75.1	55.2	54	0	19	0	0	2	0	0	19	0	0
318	341	ACS SYSTEM ASSOCIATES, Mount Vernon, N.Y.	M	75.0	130.0	70	10	0	0	0	0	20	0	0	0	0
319	316	CANNON & WENDT ELECTRIC CO., Phoenix, Ariz.	E	74.3	51.2	65	10	0	0	0	0	20	0	5	0	0
320	**	A-C ELECTRIC CO., Bakersfield, Calif.	E	74.0	47.2	46	0	3	0	8	17	26	0	0	0	0
321	350	GAINES & CO., Reisterstown, Md.	U/X	73.9	66.3	85	0	0	10	5	0	0	0	0	0	0
322	373	PIONEER GLAZING & GLAZING SYSTEMS LLC, Mason, Ohio	G	73.7	56.9	100	0	0	0	0	0	0	0	0	0	0
323	351	DGC CAPITAL CONTRACTING CORP., Mt. Vernon, N.Y. ³²³	W/G/O	72.5	68.0	100	0	0	0	0	0	0	0	0	0	0
324	**	MARATHON ELECTRICAL CONTRACTORS INC., Irondale, Ala.	E	72.5	95.3	65	22	0	0	0	3	2	0	8	0	0
325	331	FLAGGER FORCE TRAFFIC CONTROL SERVICES, Hummelstown, Pa. ³²⁵	O	72.4	72.4	0	0	45	0	0	0	20	0	35	0	0
326	323	MUTH ELECTRIC INC., Mitchell, S.D.	E	72.3	74.2	55	13	3	0	8	4	9	0	8	0	0
327	298	ALLIANCE GLAZING TECHNOLOGIES, Romeoville, Ill.	G	72.0	85.0	100	0	0	0	0	0	0	0	0	0	0
328	360	HARDROCK CONCRETE PLACEMENT CO. INC., Phoenix, Ariz.	C	71.6	84.5	100	0	0	0	0	0	0	0	0	0	0
329	308	FRANK M. BOOTH INC., Marysville, Calif.	M	71.4	50.3	100	0	0	0	0	0	0	0	0	0	0
330	354	MARTIN PETERSEN CO. INC., Kenosha, Wis.	M	71.4	74.0	80	10	0	0	0	10	0	0	0	0	0
331	321	RACHEL CONTRACTING, St. Michael, Minn.	X/D	71.2	53.9	61	0	16	0	2	16	5	0	0	0	0
332	337	JOHN A PENNEY CO. INC., Cambridge, Mass. ³³²	E/O	70.9	65.0	100	0	0	0	0	0	0	0	0	0	0
333	**	JAX REFRIGERATION INC., Jacksonville Beach, Fla.	M/W	70.9	44.8	40	10	0	0	0	50	0	0	0	0	0
334	381	CENTURY CONCRETE, Virginia Beach, Va.	C	70.7	83.5	45	20	0	0	15	0	20	0	0	0	0
335	**	INTEGRATED FACILITY SERVICES INC., Fenton, Mo.	M/SH	70.6	34.4	90	10	0	0	0	0	0	0	0	0	0
336	428	HEATING & PLUMBING ENGINEERS INC., Colorado Springs, Colo.	M	70.2	70.2	100	0	0	0	0	0	0	0	0	0	0
337	**	TSI CORP., Upper Marlboro, Md. ³³⁷	G/O	70.2	50.0	100	0	0	0	0	0	0	0	0	0	0
338	332	CHARLES E. JARRELL CONTRACTING CO. INC., Earth City, Mo.	M/SH	70.0	88.0	100	0	0	0	0	0	0	0	0	0	0
339	281	THE SYSTEMS GROUP, El Dorado, Ark. ³³⁹	M/C/ST	69.2	56.6	0	5	5	0	0	90	0	0	0	0	0
340	355	BUIST ELECTRIC, Byron Center, Mich.	E	69.2	61.5	40	40	0	0	5	5	0	0	10	0	0
341	393	HEMMA CONCRETE INC., Marietta, Ga.	C	69.2	61.7	100	0	0	0	0	0	0	0	0	0	0
342	335	SCHREIBER CORP., Wixom, Mich.	R	69.0	72.0	5	75	0	0	5	15	0	0	0	0	0
343	359	RICHARD GOETTLE INC., Cincinnati, Ohio	X	68.9	88.6	20	10	20	15	5	10	20	0	0	0	0
344	358	THOMPSON ELECTRIC CO., Sioux City, Iowa	E	68.8	68.8	73	3	1	0	1	20	0	0	2	0	0
345	369	SDB CONTRACTING SERVICES, Tempe, Ariz. ³⁴⁵	W/M/E/C	68.6	72.1	57	18	0	0	2	0	21	0	2	0	0
346	**	THORNE ASSOCIATES INC., Chicago, Ill.	W	68.3	28.4	89	10	0	0	0	1	0	0	0	0	0
347	339	SCHLOUCH INC., Blandon, Pa.	X	68.1	48.5	51	3	0	7	21	0	18	0	0	0	0
348	295	PITTSBURG TANK & TOWER GROUP INC., Henderson, Ky. ³⁴⁸	ST/P/F	67.8	70.3	18	5	20	5	0	25	2	0	25	0	0
349	293	FLY & FORM STRUCTURES INC., Atlanta, Ga.	C	67.7	99.2	100	0	0	0	0	0	0	0	0	0	0
350	322	APG ELECTRIC INC., Clearwater, Fla.	E	67.6	87.9	85	5	0	0	0	0	0	0	0	0	10

FOOTNOTES: 302=TELECOMMUNICATIONS; 312=MHP; 314=ER; REM; IS; MTC; ETC.; 323=FIXTURE INSTALLATION/REFRIGERATION; 325=TEMPORARY TRAFFIC CONTROL; 332=SECURITY; 337=ALUMINUM METAL PANELS; 339=PROCESS PIPING; 345=SCAFFOLDING; 346=INSULATION

RANK 2018	RANK 2017	FIRM	FIRM TYPE	2017 REVENUE (\$ MIL)		MARKETS (% OF 2017 REVENUE)									
				TOTAL REVENUE	NEW CONTRACTS	GENERAL BUILDING	MANUFACTURING	POWER	WATER SUPPLY	SEWER / WASTE	INDUS. / PETROLEUM	TRANSPORTATION	HAZARDOUS WASTE	TELECOM	
351	**	INTEGRO BUILDING SYSTEMS, Opa-Locka, Fla.	G	67.0	51.4	100	0	0	0	0	0	0	0	0	0
352	391	BONLAND INDUSTRIES INC., Wayne, N.J.	SH	66.8	42.9	71	10	0	0	0	0	0	1	0	0
353	387	DANT CLAYTON, Louisville, Ky. ³⁵³	O/C	66.6	64.4	75	0	0	10	10	0	5	0	0	0
354	446	DANNY'S CONSTRUCTION CO. LLC, Shakopee, Minn.	ST	65.5	86.1	58	0	0	1	0	1	40	0	0	0
355	327	FERGUSON, Plainville, Conn. ³⁵⁵	M/E/SH	65.5	71.2	90	0	0	0	0	5	0	0	0	5
356	287	E.S. WAGNER CO., Oregon, Ohio	X	65.4	124.4	5	1	0	5	17	6	64	0	0	0
357	266	QUALITY PLUS SERVICES INC., Petersburg, Va.	E/M/ST	65.0	108.0	5	45	0	0	0	48	0	0	0	2
358	352	TAYLOR ELECTRIC INC., Salt Lake City, Utah	E	64.8	54.8	91	0	0	0	0	0	8	0	0	2
359	**	CJ DRILLING INC., Dundee, Ill.	X	64.6	105.2	5	0	80	0	0	0	15	0	0	0
360	325	MENARD GROUP USA, Carnegie, Pa.	X	64.3	56.1	25	6	3	1	1	19	44	1	0	0
361	328	SUPERIOR GUNITE, Lakeview Terrace, Calif.	C	64.0	42.9	35	0	9	13	1	0	39	0	0	0
362	315	TJ WIES CONTRACTING INC., Lake St. Louis, Mo.	W	63.0	68.0	100	0	0	0	0	0	0	0	0	0
363	396	SOWLES CO., Shakopee, Minn.	ST	62.9	30.0	40	20	0	0	0	40	0	0	0	0
364	372	AVALOTIS CORP., Verona, Pa.	P	62.8	60.6	0	0	35	0	0	20	45	0	0	0
365	362	KPOST CO., Dallas, Texas ³⁶⁵	R	62.5	55.2	84	16	0	0	0	0	0	0	0	0
366	357	R.W. WARNER INC., Frederick, Md.	M	62.5	41.4	100	0	0	0	0	0	0	0	0	0
367	427	APEX IMAGING SERVICES, Pomona, Calif.	W/P/C	62.0	69.9	100	0	0	0	0	0	0	0	0	0
368	334	WHITE ELECTRICAL CONSTRUCTION CO., Atlanta, Ga.	E	61.9	63.4	0	20	40	0	0	30	0	0	0	10
369	403	BARNUM & CELILLO ELECTRIC INC., Sacramento, Calif.	E	61.5	83.8	70	20	0	0	0	10	0	0	0	0
370	317	SURE STEEL INC., South Weber, Utah	ST	61.2	91.3	100	0	0	0	0	0	0	0	0	0
371	**	RUSTON PAVING, Durham, N.C. ³⁷¹	O/X	60.9	61.5	75	25	0	0	0	0	0	0	0	0
372	388	SWANSON & YOUNGDALE INC., Minneapolis, Minn.	P/W	60.8	55.7	82	1	1	0	0	14	2	0	0	0
373	**	CASTLE CONTRACTING LLC, St. Louis, Mo. ³⁷³	O	59.5	52.0	70	0	0	0	1	25	4	0	0	0
374	345	JDC DEMOLITION CO. INC., Boston, Mass.	D	58.8	42.7	80	0	0	0	0	20	0	0	0	0
375	397	THE BULLDOG GROUP INC., Winston-Salem, N.C.	R	58.5	62.6	60	35	0	0	0	5	0	0	0	0
376	421	CLEVELAND CEMENT CONTRACTORS INC., Cleveland, Ohio	C	58.3	52.5	75	20	0	0	5	0	0	0	0	0
377	423	PERLECTRIC INC., Fairfax, Va.	E	58.3	72.7	100	0	0	0	0	0	0	0	0	0
378	**	SUN VALLEY MASONRY INC., Phoenix, Ariz.	MA	58.1	58.1	100	0	0	0	0	0	0	0	0	0
379	370	WYATT INC., Pittsburgh, Pa. ³⁷⁹	W/O/F	58.0	37.9	100	0	0	0	0	0	0	0	0	0
380	**	ALFRED MILLER CONTRACTING, Lake Charles, La. ³⁸⁰	F/C/O	57.7	35.7	0	0	0	0	0	100	0	0	0	0
381	356	UNISTRUT CONSTRUCTION, Addison, Ill.	W	57.6	45.4	100	0	0	0	0	0	0	0	0	0
382	383	PETTICOAT-SCHMITT CIVIL CONTRACTORS INC., Jacksonville, Fla.	U/X/C	57.4	60.8	0	0	0	20	25	0	55	0	0	0
383	416	J&E COS., Grand Prairie, Texas	MA/W	57.2	87.6	100	0	0	0	0	0	0	0	0	0
384	349	LATITE ROOFING LLC, Pompano Beach, Fla.	R	57.0	58.0	100	0	0	0	0	0	0	0	0	0
385	353	PREMIER ELECTRICAL CORP., Brooklyn Park, Minn.	E	56.9	56.0	30	5	5	0	15	5	30	0	0	10
386	371	INDUSTRIAL POWER SYSTEMS, Rossford, Ohio	M/E/C	56.9	60.0	15	50	0	0	0	35	0	0	0	0
387	439	GIROUX GLASS INC., Los Angeles, Calif.	G	56.0	55.6	52	0	0	0	0	0	4	0	0	0
388	443	GREINER ELECTRIC LLC, Littleton, Colo.	E	55.7	38.9	99	0	0	0	0	1	0	0	0	0
389	389	MILLER INSULATION CO. INC., Bismarck, N.D. ³⁸⁹	O	55.4	29.7	36	0	0	0	0	64	0	0	0	0
390	395	NASDI LLC, Woburn, Mass.	D	54.8	54.8	50	0	0	0	0	0	10	40	0	0
391	408	CONCRETE PROTECTION & RESTORATION INC., Baltimore, Md.	C/D	54.7	65.2	95	0	0	0	0	0	5	0	0	0
392	374	HODESS CLEANROOM CONSTRUCTION, North Attleboro, Mass. ³⁹²	O	54.4	76.2	5	95	0	0	0	0	0	0	0	0
393	435	THE ROOF DEPOT INC., Roswell, Ga.	R	54.3	37.5	100	0	0	0	0	0	0	0	0	0
394	431	AREA ERECTORS INC., Rockford, Ill.	ST	53.9	56.5	80	10	0	0	5	5	0	0	0	0
395	465	JOHNSON AND JORDAN INC., Scarborough, Maine	M/E	53.8	35.0	96	2	0	1	1	0	0	0	0	0
396	366	BENCOR GLOBAL, A KELLER CO., Frisco, Texas	X	53.7	25.7	14	0	4	71	10	0	1	0	0	0
397	363	GSL ELECTRIC, Sandy, Utah	E	53.5	40.3	60	10	0	0	0	20	0	0	0	10
398	411	MID-CITY ELECTRIC/TECHNOLOGIES, Westerville, Ohio ³⁹⁸	E/O	53.4	58.9	0	0	0	0	0	0	0	0	0	0
399	454	TRUESDELL CORP., Tempe, Ariz. ³⁹⁹	O	52.7	49.6	20	0	0	0	0	0	80	0	0	0
400	406	WESTERN ALLIED CORP., Santa Fe Springs, Calif.	M	52.3	55.0	95	3	0	0	0	0	2	0	0	0

FOOTNOTES: 355=MANUFACTURING; 365=INSULATION; 375=LIGHTWEIGHT CONCRETE; 371=ASPHALT PAVING; 373=CIVIL CONSTRUCTION; 379=EXTERIOR PANEL SYSTEMS AND ARCHITECTURAL MILLWORK; 380=SPECIALTY BUILDINGS; 389=INSULATION; 392=CLEANROOM CONSTRUCTION; 388=TELEDATA; 399=CONCRETE REPAIR & STRENGTHENING

MARKETS (% OF 2017 REVENUE)

RANK 2018	RANK 2017	FIRM	FIRM TYPE	2017 REVENUE (\$ MIL)		MARKETS (% OF 2017 REVENUE)										
				TOTAL REVENUE	NEW CONTRACTS	GENERAL BUILDING	MANUFACTURING	POWER	WATER SUPPLY	SEWER / WASTE	INDUS. / PETROLEUM	TRANSPORTATION	HAZARDOUS WASTE	TELECOM		
401	336	GREGORY ELECTRIC CO. INC., Columbia, S.C. ⁴⁰¹	E/U	51.2	66.6	20	20	20	0	0	20	0	0	20	0	0
402	402	TRI-STATE DRILLING INC., Plymouth, Minn.	X	51.1	24.7	0	0	94	0	1	0	0	0	0	0	5
403	438	TRINITY DRYWALL AND PLASTERING SYSTEMS LP, Fort Worth, Texas	W	50.8	65.4	100	0	0	0	0	0	0	0	0	0	0
404	400	FLORENCE ELECTRIC LLC, Canton, Mass.	E	50.8	67.7	100	0	0	0	0	0	0	0	0	0	0
405	**	OTTO BAUM CO. INC., Morton, Ill.	MA/X/C	50.7	51.1	60	10	0	0	0	5	25	0	0	0	0
406	486	GENERAL SHEET METAL, Clackamas, Ore.	SH/M	50.3	65.3	60	13	0	0	0	20	7	0	0	0	0
407	471	SUNWEST ELECTRIC INC., Anaheim, Calif.	E	49.9	31.5	85	5	0	0	0	10	0	0	0	0	0
408	412	CA LINDMAN COS., Jessup, Md.	MA/C	49.9	55.5	95	0	0	3	0	0	2	0	0	0	0
409	407	DUNN BUILDING CO. LLC, Birmingham, Ala.	ST/C/X	49.8	62.0	15	10	25	0	0	50	0	0	0	0	0
410	392	K.R. SWERDFEGER CONSTRUCTION INC., Pueblo West, Colo.	U	49.8	44.9	0	0	0	29	20	0	0	0	0	0	0
411	420	PRECISION DEMOLITION LP, Lewisville, Texas	D/A	49.7	52.8	85	0	0	0	0	0	0	15	0	0	0
412	453	A&R MECHANICAL CONTRACTORS INC., Urbana, Ill. ⁴¹²	M/SH/O	49.5	41.2	70	0	0	0	0	0	0	0	0	0	0
413	483	UNITED CHESTER INDUS. INC., DBA UNITED MECHANICAL, Dallas, Texas	M	49.5	34.1	30	15	0	0	0	20	0	0	0	20	0
414	**	THOMAS CO. INC., Egg Harbor Township, N.Y.	R/SH	49.4	42.9	88	7	0	0	0	5	0	0	0	0	0
415	455	KOONTZ ELECTRIC CO. INC., Morrilton, Ark.	E	49.2	28.7	4	0	43	41	0	8	4	0	0	0	0
416	419	ORNDORFF & SPAID INC., Beltsville, Md.	R/S	49.0	47.1	82	11	0	0	0	7	0	0	0	0	0
417	464	INTERNATIONAL ASBESTOS REMOVAL INC., Woodside, N.Y. ⁴¹⁷	O/A	48.8	50.0	20	0	0	5	5	0	25	45	0	0	0
418	**	WASHINGTON IRON WORKS, Gardena, Calif.	ST	48.1	50.0	100	0	0	0	0	0	0	0	0	0	0
419	414	HALEY-GREER INC., Dallas, Texas	G	48.0	48.0	100	0	0	0	0	0	0	0	0	0	0
420	422	WD MANOR MECHANICAL, Phoenix, Ariz.	M	48.0	48.0	15	10	0	0	0	0	0	0	0	0	0
421	430	CULLUM MECHANICAL CONSTRUCTION INC., North Charleston, S.C.	M/E	47.7	50.5	45	55	0	0	0	0	0	0	0	0	0
422	462	ENVIRONMENTAL HOLDINGS GROUP LLC, Morrisville, N.C.	D/A	47.6	54.0	30	5	10	0	0	10	0	45	0	0	0
423	477	ELECTRIC SERVICES INC., Leesburg, Fla.	E	47.1	47.1	70	0	0	0	20	0	0	0	0	10	0
424	**	MILLER BONDED INC., Albuquerque, N.M.	M/E	47.0	12.3	90	0	0	0	0	0	5	0	0	5	0
425	376	ACTION ELECTRIC CO. INC., Atlanta, Ga. ⁴²⁵	E/M/ST	46.6	49.2	2	88	4	0	0	4	0	0	0	2	0
426	493	BEI CONSTRUCTION INC., Alameda, Calif.	E/X	46.5	47.0	10	0	40	0	0	0	0	0	0	50	0
427	401	ASSOCIATED MECHANICAL CONTRACTORS INC., Shakopee, Minn.	M/SH	46.5	61.1	100	0	0	0	0	0	0	0	0	0	0
428	342	EDGERTON CONTRACTORS INC., Oak Creek, Wis.	X	45.5	32.1	55	0	19	0	0	0	14	0	0	0	0
429	394	FOUNTAIN CONSTRUCTION CO. INC., Jackson, Miss. ⁴²⁹	O/M/E	45.4	27.9	98	2	0	0	0	0	0	0	0	0	0
430	425	GEO-SOLUTIONS INC., New Kensington, Pa. ⁴³⁰	O	45.4	54.0	0	0	0	0	0	0	0	100	0	0	0
431	482	ASCHER BROTHERS CO. INC., Chicago, Ill.	P	45.3	45.3	100	0	0	0	0	0	0	0	0	0	0
432	441	INTEX ELECTRICAL CONTRACTORS INC., Forney, Texas	E	45.3	38.2	100	0	0	0	0	0	0	0	0	0	0
433	432	ACOUSTIC CEILING AND PARTITION CO., Ann Arbor, Mich.	W	45.0	49.3	98	2	0	0	0	0	0	0	0	0	0
434	**	E LIGHT ELECTRIC, Englewood, Colo. ⁴³⁴	E	45.0	45.0	40	0	0	0	0	0	0	0	0	0	0
435	404	TERRY'S ELECTRIC INC., Kissimmee, Fla.	E	44.5	41.6	80	0	10	0	0	0	0	0	0	10	0
436	459	ASCHINGER ELECTRIC CO., Fenton, Mo.	E	44.5	36.0	65	0	5	0	0	10	10	0	10	0	0
437	450	ADRIAN L. MERTON INC., Capitol Heights, Md.	M	44.4	44.4	100	0	0	0	0	0	0	0	0	0	0
438	481	TILSON TECHNOLOGY MANAGEMENT INC., Portland, Maine ⁴³⁸	O	44.2	60.0	0	0	0	0	0	0	2	0	38	0	0
439	442	MID ATLANTIC MECHANICAL INC., Newtown Square, Pa.	M	44.2	44.2	100	0	0	0	0	0	0	0	0	0	0
440	384	DESERT MECHANICAL INC., Sylmar, Calif. ⁴⁴⁰	M/SH	44.0	41.9	50	0	0	0	0	0	50	0	0	0	0
441	470	H.R. ALLEN INC., North Charleston, S.C.	E	43.8	36.2	100	0	0	0	0	0	0	0	0	0	0
442	382	A.C. DELLOVADE INC., Canonsburg, Pa.	W/R	43.8	31.6	80	5	5	0	0	0	10	0	0	0	0
443	554	PERRECA ELECTRIC CO. INC., Newburgh, N.Y.	E	43.7	51.3	15	20	60	0	0	0	0	0	0	5	0
444	433	SPACECON SPECIALTY CONTRACTORS, Colorado Springs, Colo.	W	43.7	43.7	95	0	0	0	0	0	5	0	0	0	0
445	417	INTERSTATE MECHANICAL CORP. DBA IMCOR, Phoenix, Ariz. ⁴⁴⁵	M/SH	43.4	58.9	92	3	0	0	4	0	1	0	0	0	0
446	468	PHILIPS BROTHERS ELECTRICAL CONTRACTORS INC., Glenmoore, Pa. ⁴⁴⁶	E/U	43.3	20.9	20	10	19	10	20	10	10	0	1	0	0
447	523	H&H GROUP HOLDINGS INC., Madison, Wis. ⁴⁴⁷	E/O	43.2	32.3	76	0	0	0	0	0	0	0	0	0	0
448	424	BEARD CONSTRUCTION GROUP LLC, Port Allen, La.	X	43.0	43.0	0	0	6	0	0	82	12	0	0	0	0
449	448	ARC ABATEMENT, Waco, Texas	A	42.9	45.6	0	0	0	0	0	0	0	100	0	0	0
450	516	MKD ELECTRIC, Elgin, Ill.	E	42.8	72.0	0	65	0	0	0	35	0	0	0	0	0

FOOTNOTES: 401=FOUNTAIN INSTALLATION; 412=PLUMBING; 417=INSULATION; 425=DRYWALL/CARPENTRY; 429=GENERAL CONSTRUCTION; 430=ENVIRONMENTAL REMEDIATION; 434=ELECTRIC; 438=TELECOM & WIRELESS INFRASTRUCTURE AND CONSULTING; 440=PLUMBING; 445=PLUMBING; 446=DATA; 447=SOLAR

RANK 2018	RANK 2017	FIRM	FIRM TYPE	2017 REVENUE (\$ MIL)		MARKETS (% OF 2017 REVENUE)										
				TOTAL REVENUE	NEW CONTRACTS	GENERAL BUILDING	MANUFACTURING	POWER	WATER SUPPLY	SEWER / WASTE	INDUS. / PETROLEUM	TRANSPORTATION	HAZARDOUS WASTE	TELECOM		
451	460	ACME CONSTRUCTORS INC., St. Louis, Mo.	M/ST	42.7	45.3	0	85	15	0	0	0	0	0	0	0	0
452	512	BUESING CORP., Phoenix, Ariz. ⁴⁵²	X/O	42.7	37.1	67	5	0	1	9	1	6	0	0	0	0
453	472	JERRY THOMPSON & SONS, San Rafael, Calif.	P	42.3	37.5	100	0	0	0	0	0	0	0	0	0	0
454	457	NORTH AMERICAN DISMANTLING CORP., Lapeer, Mich.	D/A	42.0	78.7	0	30	40	0	0	10	5	15	0	0	0
455	385	DEE CRAMER INC., Holly, Mich.	SH	42.0	48.2	80	20	0	0	0	0	0	0	0	0	0
456	469	HELLER ELECTRIC CO. INC., Brandywine, Md.	E	41.6	32.5	90	0	0	0	0	0	5	0	5	0	0
457	552	TARLTON AND SON INC., Fresno, Calif. ⁴⁵⁷	W/P	41.4	25.3	85	0	0	10	0	5	0	0	0	0	0
458	461	IMS MASONRY INC., Lindon, Utah	MA	41.3	42.3	94	1	0	0	1	1	3	0	0	0	0
459	467	SIERRA PACIFIC WEST INC., Vista, Calif.	X/D	41.2	20.8	90	0	0	0	0	0	10	0	0	0	0
460	405	SLACK & CO. CONTRACTING INC., Houston, Texas	U/X	41.1	15.7	75	0	0	0	5	20	0	0	0	0	0
461	413	COMPREHENSIVE ENERGY SERVICES INC., Longwood, Fla. ⁴⁶¹	M/SH	41.1	32.2	35	5	0	0	5	0	5	0	0	0	0
462	514	ARCHITECTURAL WALL SYSTEMS LLC, Clive, Iowa ⁴⁶²	G/O	41.1	57.5	100	0	0	0	0	0	0	0	0	0	0
463	426	MEISNER ELECTRIC INC., Delray Beach, Fla.	E	41.1	44.7	98	0	0	0	0	0	0	0	0	2	0
464	504	HACI MECHANICAL CONTRACTORS INC., Phoenix, Ariz.	M	41.0	63.0	89	7	0	0	4	0	0	0	0	0	0
465	**	PIPING & EQUIPMENT CO. INC., Wichita, Kan.	M	41.0	41.0	0	0	10	0	0	90	0	0	0	0	0
466	473	WAYNE'S ROOFING INC., Sumner, Wash. ⁴⁶⁶	R/SH/O	40.6	45.7	90	10	0	0	0	0	0	0	0	0	0
467	415	INTERNATIONAL CHIMNEY CORP., Buffalo, N.Y. ⁴⁶⁷	C/M/A/D	40.3	35.4	7	5	36	5	3	32	2	5	5	0	0
468	518	CRAWFORD TRACEY CORP., Deerfield Beach, Fla.	G	40.2	27.3	100	0	0	0	0	0	0	0	0	0	0
469	579	PATRIOT ERECTORS INC., Dripping Springs, Texas	ST	40.2	44.8	43	25	0	0	0	0	32	0	0	0	0
470	434	PRECISION ENVIRONMENTAL CO., Independence, Ohio ⁴⁷⁰	A	40.1	45.7	0	0	0	0	0	0	0	100	0	0	0
471	480	THOMARIOS, Akron, Ohio ⁴⁷¹	P/O	40.0	39.0	40	0	15	0	0	0	15	0	0	0	0
472	491	WALDROP INC., Greer, S.C.	M	39.8	31.7	65	35	0	0	0	0	0	0	0	0	0
473	506	CENTRAL CEILINGS INC., South Easton, Mass.	W	39.4	38.4	100	0	0	0	0	0	0	0	0	0	0
474	436	GRIFFIN DEWATERING, Houston, Texas ⁴⁷⁴	O	39.0	39.0	40	0	0	20	30	0	10	0	0	0	0
475	494	UNITED RIGGERS AND ERECTORS INC., Walnut, Calif.	M/ST/C	38.9	27.3	10	20	10	0	20	40	0	0	0	0	0
476	563	MKB CONSTRUCTION INC., Phoenix, Ariz.	W/P	38.3	40.0	95	3	0	0	2	0	0	0	0	0	0
477	452	CSE INC., Madison Heights, Va.	ST	38.2	37.0	40	20	10	0	0	25	5	0	0	0	0
478	531	MILLERCLAPPERTON, Austell, Ga.	W	38.0	35.3	100	0	0	0	0	0	0	0	0	0	0
479	474	PETERSON MECHANICAL INC., Sonoma, Calif.	SH/M	38.0	59.8	100	0	0	0	0	0	0	0	0	0	0
480	558	SHARLEN ELECTRIC CO., Chicago, Ill.	E	37.5	45.0	70	20	0	0	0	0	0	0	0	10	0
481	440	HARTMAN WALSH INDUSTRIAL SERVICES, St. Louis, Mo.	P	37.4	NA	2	5	23	23	10	20	10	5	2	0	0
482	451	CLEARY CONSTRUCTION INC., Tompkinsville, Ky.	U	37.4	27.2	0	0	0	44	55	0	0	0	0	0	0
483	536	THE GEORGE D. ALAN CO., Grand Prairie, Texas ⁴⁸³	O	37.3	52.3	75	10	0	0	2	5	8	0	0	0	0
484	592	ERSI, East Syracuse, N.Y.	D	37.2	42.5	40	10	0	0	0	50	0	0	0	0	0
485	533	FENTON RIGGING & CONTRACTING INC., Cincinnati, Ohio ⁴⁸⁵	O/C/ST	36.9	36.9	5	45	5	0	0	0	45	0	0	0	0
486	527	GRAYDAZE CONTRACTING INC., Alpharetta, Ga.	P	36.6	35.9	95	5	0	0	0	0	0	0	0	0	0
487	**	VENUS CONSTRUCTION, Mansfield, Texas	U	36.5	41.6	22	0	0	0	48	0	30	0	0	0	0
488	488	LONG PAINTING CO., Kent, Wash.	P	36.4	26.8	36	14	11	3	8	18	4	6	0	0	0
489	499	LELAND COLLIER ELECTRIC CO., Waco, Texas	E	36.3	38.0	100	0	0	0	0	0	0	0	0	0	0
490	312	NATIONAL STEEL CITY LLC, Plymouth, Mich.	ST	36.3	70.0	0	0	80	0	0	20	0	0	0	0	0
491	547	RHP MECHANICAL SYSTEMS, Reno, Nev.	M	36.2	19.5	70	0	0	0	0	30	0	0	0	0	0
492	458	OLSSON INDUSTRIAL ELECTRIC, Springfield, Ore.	E	36.0	28.0	0	35	0	30	0	35	0	0	0	0	0
493	**	SHELLEY ELECTRIC INC., Wichita, Kan.	E	35.9	33.3	10	25	25	0	35	5	0	0	0	0	0
494	**	ROOFING SOLUTIONS LLC, Prairieville, La.	R/S	35.6	35.6	100	0	0	0	0	0	0	0	0	0	0
495	585	ATLANTIC ELECTRIC LLC, North Charleston, S.C.	E	35.4	30.6	14	0	0	0	1	0	85	0	0	0	0
496	565	JOHN SMITH MASONRY, St. Louis, Mo.	MA	35.1	35.1	86	5	5	0	4	0	0	0	0	0	0
497	496	DORAL CORP., Milwaukee, Wis. ⁴⁹⁷	O	35.0	35.0	0	0	0	0	15	5	0	15	0	0	0
498	479	BELTLINE ELECTRIC CO. INC., Paducah, Ky.	E	34.8	23.7	19	1	15	0	0	64	0	0	0	0	0
499	497	O.C. MCDONALD CO. INC., San Jose, Calif.	M/SH	34.7	36.8	100	0	0	0	0	0	0	0	0	0	0
500	489	RKS PLUMBING & MECHANICAL, Glendale, Ariz.	M	34.7	39.0	80	0	0	0	0	20	0	0	0	0	0

FOOTNOTES: 452=EXTERIOR ENVELOPE SYSTEMS; 466=PLUMBING; 467=GENERAL CONTRACTING; 468=MECHANICAL/ELECTRICAL; 469=MECHANICAL/ELECTRICAL; 470=MECHANICAL/ELECTRICAL; 471=MECHANICAL/ELECTRICAL; 474=DEWATERING AND WATER TREATMENT SERVICES; 483=MECHANICAL/ELECTRICAL; 485=MECHANICAL/ELECTRICAL; 487=MECHANICAL/ELECTRICAL; 488=MECHANICAL/ELECTRICAL; 489=MECHANICAL/ELECTRICAL; 490=MECHANICAL/ELECTRICAL; 491=MECHANICAL/ELECTRICAL; 492=MECHANICAL/ELECTRICAL; 493=MECHANICAL/ELECTRICAL; 494=MECHANICAL/ELECTRICAL; 495=MECHANICAL/ELECTRICAL; 496=MECHANICAL/ELECTRICAL; 497=MECHANICAL/ELECTRICAL; 498=MECHANICAL/ELECTRICAL; 499=MECHANICAL/ELECTRICAL; 500=MECHANICAL/ELECTRICAL.

#120

O'CONNELL ELECTRIC INC.
recently purchased a 20,000-sq-ft
facility to greatly expand the firm's
prefabrication department.

RANK 2018	RANK 2017	FIRM	FIRM TYPE	2017 REVENUE (\$ MIL)		MARKETS (% OF 2017 REVENUE)										
				TOTAL REVENUE	NEW CONTRACTS	GENERAL BUILDING	MANUFACTURING	POWER	WATER SUPPLY	SEWER / WASTE	INDUS. / PETROLEUM	TRANSPORTATION	HAZARDOUS WASTE	TELECOM		
501	553	FRISCHHERTZ ELECTRIC CO. INC., New Orleans, La.	E	34.4	26.5	100	0	0	0	0	0	0	0	0	0	0
502	562	CENTURY MECHANICAL CONTRACTORS INC., Fort Worth, Texas	M	34.3	52.2	70	25	0	0	0	5	0	0	0	0	0
503	**	PALMETTO AUTOMATIC SPRINKLER CO. INC., West Columbia, S.C.	F	34.1	34.3	45	45	0	0	0	0	10	0	0	0	0
504	466	THOMAS INDUSTRIAL COATINGS INC., Pevely, Mo.	P	34.0	42.8	5	8	7	15	14	27	24	0	0	0	0
505	476	BECKSTROM ELECTRIC, Purcellville, Va.	E	33.9	40.4	100	0	0	0	0	0	0	0	0	0	0
506	559	DUAL TEMP CO. INC., Allentown, Pa.	M	33.8	34.0	100	0	0	0	0	0	0	0	0	0	0
507	522	AARON ENTERPRISES INC., York, Pa. ⁵⁰⁷	O/X	33.4	20.8	0	0	30	5	15	25	25	0	0	0	0
508	526	DEMOLITION & ASBESTOS REMOVAL INC., Greensboro, N.C.	A	33.3	28.0	0	0	0	0	0	0	0	100	0	0	0
509	**	SPECIALTY FINISHES INC., Atlanta, Ga.	P	33.2	31.5	90	0	0	0	0	0	10	0	0	0	0
510	444	GRIBBINS INSULATION, Evansville, Ind. ⁵¹⁰	O	33.0	29.5	10	5	45	5	0	35	0	0	0	0	0
511	487	KING OF TEXAS ROOFING CO. LP, Grand Prairie, Texas	R	32.8	34.3	100	0	0	0	0	0	0	0	0	0	0
512	513	INTECH CONTRACTING LLC, Lexington, Ky. ⁵¹²	P/O	32.5	6.0	9	0	1	0	0	0	89	0	0	0	0
513	447	AJAY GLASS CO., Canandaigua, N.Y.	G	32.5	58.8	95	0	0	0	0	0	5	0	0	0	0
514	540	NICKLE ELECTRICAL COS., Newark, Del.	E	32.4	21.6	100	0	0	0	0	0	0	0	0	0	0
515	**	MID-CONTINENTAL RESTORATION CO. INC., Fort Scott, Kan. ⁵¹⁵	O/MA	32.2	35.0	100	0	0	0	0	0	0	0	0	0	0
516	449	CB STRUCTURES, Pompano Beach, Fla.	C	32.0	72.0	100	0	0	0	0	0	0	0	0	0	0
517	507	TLC DIVERSIFIED INC., Palmetto, Fla.	M/C/E	31.7	30.0	0	0	0	15	85	0	0	0	0	0	0
518	503	CANTERA CONCRETE CO. LLC, Tulsa, Okla.	C	31.6	29.9	81	2	0	0	0	15	2	0	0	0	0
519	498	GEORGE E. MASKER INC., Oakland, Calif.	P	31.4	35.0	85	0	0	0	0	0	15	0	0	0	0
520	546	TEXAS SCENIC CO., San Antonio, Texas ⁵²⁰	O	31.2	41.5	100	0	0	0	0	0	0	0	0	0	0
521	**	KASSELMAN ELECTRIC CO. INC., Albany, N.Y.	E	31.1	40.0	70	10	0	0	0	0	0	0	0	0	20
522	515	ADVANCETEC LLC, Richmond, Va. ⁵²²	O	31.0	26.0	0	60	0	0	0	0	0	0	0	0	0
523	530	K&K IRON WORKS LLC, McCook, Ill. ⁵²³	ST/O	31.0	33.0	60	10	0	0	10	0	20	0	0	0	0
524	**	KARSTEN INTERIOR SERVICES, Houston, Texas	W	31.0	35.0	85	0	0	0	0	15	0	0	0	0	0
525	501	O'ROURKE WRECKING CO., Cincinnati, Ohio	D	31.0	23.0	40	40	0	0	5	15	0	0	0	0	0
526	485	APEX STEEL INC., Kirkland, Wash.	ST	30.9	37.0	86	0	0	1	1	2	10	0	0	0	0
527	505	MSL ELECTRIC INC., Anaheim, Calif.	E	30.8	56.3	0	0	0	0	0	0	100	0	0	0	0
528	528	MARR SCAFFOLDING CO., South Boston, Mass. ⁵²⁸	O	30.7	20.0	100	0	0	0	0	0	0	0	0	0	0
529	548	MIDWEST STEEL CO. INC., Houston, Texas	D	30.6	26.8	0	0	0	0	0	100	0	0	0	0	0
530	541	THE HOLBROOK CO. INC., Grand Prairie, Texas	X/D	30.3	32.6	85	0	0	0	0	0	14	1	0	0	0
531	521	J. CROMPTON ELECTRIC INC., West Palm Beach, Fla. ⁵³¹	E	30.1	29.0	4	0	0	0	0	0	0	0	0	0	96
532	561	DESIGN ELECTRIC INC., Charlottesville, Va. ⁵³²	E/O	30.0	34.6	58	15	0	0	0	5	2	0	0	0	20
533	**	BERGERON EMERGENCY SERVICES INC., Ft. Lauderdale, Fla. ⁵³³	O	30.0	30.0	0	0	0	0	0	0	0	0	0	0	0
534	529	HOOVER CONSTRUCTION, Virginia, Minn. ⁵³⁴	X/U/O	30.0	35.0	5	0	10	20	10	30	10	5	10	0	0
535	511	WIEGMANN ASSOCIATES, St. Charles, Mo.	M	29.7	24.5	100	0	0	0	0	0	0	0	0	0	0
536	508	GRAZZINI BROTHERS & CO., Eagan, Minn. ⁵³⁶	O	29.7	37.7	89	0	0	0	0	0	10	0	0	0	0
537	**	SEBASTIAN, Fresno, Calif.	E	29.5	15.0	50	0	0	0	0	0	0	0	0	0	50
538	575	NATIONAL ENCLOSURE CO., Ypsilanti, Mich.	G	29.4	31.5	100	0	0	0	0	0	0	0	0	0	0
539	495	TWC CONCRETE SERVICES LLC, Cincinnati, Ohio	C	29.2	32.0	80	10	0	0	5	5	0	0	0	0	0
540	555	ATS DRILLING INC., Fort Worth, Texas	X	29.1	21.6	5	0	0	0	0	0	95	0	0	0	0
541	**	WASCO INC., Nashville, Tenn.	MA	29.0	32.5	100	0	0	0	0	0	0	0	0	0	0
542	532	K&S AIR CONDITIONING INC., Orange, Calif.	M	29.0	30.0	100	0	0	0	0	0	0	0	0	0	0
543	588	ACKERMAN PLUMBING INC., Sarasota, Fla. ⁵⁴³	M	28.8	26.7	100	0	0	0	0	0	0	0	0	0	0
544	**	BEACON PIPING CO., Canton, Mass.	M	28.7	53.5	28	5	45	3	0	12	7	0	0	0	0
545	437	BUILDERS PLUS INC., Boynton Beach, Fla. ⁵⁴⁵	O	28.7	42.3	100	0	0	0	0	0	0	0	0	0	0
546	570	BRODIE CONTRACTORS INC., Raleigh, N.C.	MA	28.6	28.6	100	0	0	0	0	0	0	0	0	0	0
547	519	ACME ELECTRIC CO., Lubbock, Texas	E	28.6	43.6	65	0	0	0	35	0	0	0	0	0	0
548	517	SEEDORFF MASONRY INC., Strawberry Point, Iowa	MA	28.3	29.9	70	10	5	5	0	10	0	0	0	0	0
549	574	CENTERLINE UTILITIES INC., Palm City, Fla.	U	28.1	23.2	75	0	0	0	0	0	25	0	0	0	0
550	560	DURR HEAVY CONSTRUCTION LLC, Harahan, La.	X/U/D	28.0	22.0	70	0	0	0	30	0	0	0	0	0	0

FOOTNOTES: 507=TRENCHLESS TECHNOLOGY; 510=MECHANICAL INSULATION; 512=BRIDGE REHABILITATION; BRIDGE INSPECTION SUPPORT; STEEL FABRICATION; 515=MASONRY RESTORATION/PRESERVATION; 520=THEATER EQUIPMENT; 522=CLEANROOM DESIGN/BUILD; 523=STEEL FABRICATION; 528=SCAFFOLDING AND POWER EQUIPMENT RENTAL; 531=TELECOMMUNICATIONS; 532=TELECOM (MOBILE TELEPHONE); 533=DISASTER RECOVERY; 534=DRILLING AND BLASTING; 536=SPECIALTY CONTRACTOR; 543=PLUMBING; 545=TILT UP

W&W GLASS LLC is providing glazing and curtain wall on 19 Dutch, a 762-ft, 66-story residential tower in the Financial District in New York City.

RANK 2018	RANK 2017	FIRM	FIRM TYPE	2017 REVENUE (\$ MIL)		MARKETS (% OF 2017 REVENUE)									
				TOTAL REVENUE	NEW CONTRACTS	GENERAL BUILDING	MANUFACTURING	POWER	WATER SUPPLY	SEWER / WASTE	INDUS. / PETROLEUM	TRANSPORTATION	HAZARDOUS WASTE	TELECOM	
551	537	JOHNSON-DAVIS INC., Lantana, Fla.	U	27.8	32.1	0	0	0	20	70	0	10	0	0	
552	**	COMMERCIAL ROOFERS INC., Las Vegas, Nev. ⁵⁵²	R/O	27.6	27.7	80	10	0	0	0	0	10	0	0	
553	539	HARRISON CONTRACTING CO. INC., Villa Rica, Ga.	P	27.4	30.1	100	0	0	0	0	0	0	0	0	
554	**	SPECTRUM MECHANICAL & SERVICE CONTRACTORS LLC, Tempe, Ariz.	M	27.0	28.3	90	0	0	0	0	0	10	0	0	
555	567	D.W. NICHOLSON CORP., Hayward, Calif. ⁵⁵⁵	M/E/ST	26.8	27.1	15	10	0	0	15	15	45	0	0	
556	577	PRISM RESPONSE LLC, Export, Pa.	A	26.7	20.0	20	0	0	0	0	30	0	50	0	
557	598	VIDIMOS INC., East Chicago, Ind.	SH	26.3	26.3	0	20	10	0	0	70	0	0	0	
558	593	NEW ROADS ENVIRONMENTAL SERVICES, Brockton, Mass.	A	26.0	15.0	0	0	0	0	0	0	0	100	0	
559	581	THE PIPCO COS. LTD., Peoria, Ind.	F/M/SH	25.8	24.2	35	20	0	10	5	20	10	0	0	
560	582	THE WITMER GROUP, Mount Joy, Pa.	MA	25.6	29.5	75	20	0	0	0	5	0	0	0	
561	**	WESTATES MECHANICAL CORP. INC., San Leandro, Calif.	M/F	25.6	24.1	100	0	0	0	0	0	0	0	0	
562	**	INFINITY CONTRACTORS INT'L LTD., Fort Worth, Texas	M	25.4	33.5	100	0	0	0	0	0	0	0	0	
563	**	MCCROSSIN FOUNDATIONS, Bellefonte, Pa.	X	25.3	51.3	30	0	0	0	15	0	40	15	0	
564	583	PIEDMONT MECHANICAL INC., Spartanburg, S.C. ⁵⁶⁴	M	25.2	25.9	0	95	5	0	0	0	0	0	0	
565	571	GRAHAM COUNTY LAND CO. LLC, Robbinsville, N.C. ⁵⁶⁵	O/X	25.0	20.0	0	0	0	0	0	0	0	0	0	
566	556	DEE BROWN INC., Garland, Texas	MA	24.7	47.5	100	0	0	0	0	0	0	0	0	
567	534	B&B ELECTRICAL CONTRACTORS INC., Iron Mountain, Mich.	E	24.6	16.0	10	0	30	0	0	60	0	0	0	
568	586	NATIONAL COATINGS, Raleigh, N.C.	P	24.5	27.5	95	0	0	0	0	5	0	0	0	
569	490	ANRON AIR SYSTEMS INC., West Babylon, N.Y.	M	24.5	31.1	100	0	0	0	0	0	0	0	0	
570	**	ASSOCIATED MECHANICAL CONTRACTORS INC., Montgomery, Ala.	M/U	24.5	22.9	55	20	0	10	10	5	0	0	0	
571	544	EARTH SERVICES & ABATEMENT INC., Commerce City, Colo.	A	24.2	24.2	10	0	20	0	0	30	10	30	0	
572	535	CERTIFIED COATINGS CO., Fairfield, Calif.	P/A	24.0	31.5	0	5	0	20	0	20	55	0	0	
573	569	METRO MECHANICAL INC., Bolton, Miss.	M	23.8	24.6	90	10	0	0	0	0	0	0	0	
574	**	HELICAL DRILLING, Braintree, Mass.	X	23.6	30.9	100	0	0	0	0	0	0	0	0	
575	**	PERSONS SERVICE CO. LLC, Mobile, Ala.	U/M	23.6	20.1	8	14	0	4	62	12	0	0	0	
576	551	LEGACY MECHANICAL INC., Denver, Colo.	M	23.5	20.8	98	1	0	0	0	1	0	0	0	
577	591	HARGROVE ELECTRIC CO. INC., Dallas, Texas	E	23.2	19.2	60	24	0	0	0	5	0	0	5	
578	589	WHEELER ELECTRIC INC., Idaho Falls, Idaho	E	23.0	11.6	19	30	24	1	1	0	25	0	0	
579	600	COATINGS UNLIMITED INC., St. Louis, Mo.	P	23.0	10.0	0	15	60	10	5	0	10	0	0	
580	576	MASONRY BUILDERS INC., Tampa, Fla.	MA	23.0	24.6	100	0	0	0	0	0	0	0	0	
581	**	ALL STATE CONSTRUCTION INC., Farmington, Conn.	M/U	22.7	50.8	10	0	70	0	10	10	0	0	0	
582	**	LEE DRYWALL INC., Fort Myers, Fla.	W	22.4	22.4	100	0	0	0	0	0	0	0	0	
583	**	INTERIOR CONTRACTORS INC. LLC, Arvada, Colo.	W	22.4	31.8	90	10	0	0	0	0	0	0	0	
584	595	11400 INC., Lancaster, Pa. ⁵⁸⁴	O	22.2	25.5	100	0	0	0	0	0	0	0	0	
585	599	HAMPSHIRE FIRE PROTECTION, Londonderry, N.H.	F	22.2	25.0	100	0	0	0	0	0	0	0	0	
586	**	R BAKER & SON, Marlboro, N.J.	D	22.0	24.0	12	10	15	0	3	50	5	0	5	
587	**	JD TRADITIONAL INDUSTRIES, Huntington Station, N.Y.	W	22.0	19.5	80	0	0	0	5	0	15	0	0	
588	**	SHADROCK AND WILLIAMS MASONRY, Helotes, Texas	MA	21.9	24.3	85	0	0	0	0	0	15	0	0	
589	572	ALL-SOUTH SUBCONTRACTORS INC., Birmingham, Ala.	R	21.8	20.7	70	30	0	0	0	0	0	0	0	
590	**	GIBSON LANDSCAPE SERVICES, Alpharetta, Ga.	C/MA	21.7	11.8	93	7	0	0	0	0	0	0	0	
591	543	RAM ACOUSTICAL CORP., Beaver Falls, Pa.	W	21.7	28.9	100	0	0	0	0	0	0	0	0	
592	545	W.B. GUIMARIN & CO. INC., Columbia, S.C.	M	21.5	16.5	75	20	0	0	0	0	5	0	0	
593	**	BEACH ELECTRIC CO. INC., Paterson, N.J.	E	21.4	18.8	80	0	0	0	0	0	10	0	10	
594	520	MAYERS ELECTRIC CO. INC., Cincinnati, Ohio	E	20.9	13.6	47	18	6	0	0	26	0	0	3	
595	573	R&R WINDOW CONTRACTORS INC., Easthampton, Mass.	G	20.7	15.2	100	0	0	0	0	0	0	0	0	
596	**	THE ROCKWELL GROUP INC., Freeport, Ill.	W	20.5	16.5	100	0	0	0	0	0	0	0	0	
597	**	BUILDING CONTROL INTEGRATORS, Powell, Ohio ⁵⁹⁷	O	19.7	22.8	90	10	0	0	0	0	0	0	0	
598	**	ENVIRONMENTAL ASSURANCE CO. INC., Indianapolis, Ind. ⁵⁹⁸	A/O	19.6	21.8	10	0	65	0	0	25	0	0	0	
599	377	MIDSTATE MECHANICAL INC., Phoenix, Ariz.	M	19.6	24.7	100	0	0	0	0	0	0	0	0	
600	596	CR LIGHTING & ELECTRIC INC., Layton, Utah	E	19.5	31.4	100	0	0	0	0	0	0	0	0	

FOOTNOTES: 552= WATERPROOFING; 555= DOORS/FRAMES; 564= INSULATION; 565= CLEARING, GRUBBING, GRINDING, TREE REMOVAL, EROSION CONTROL, STORM DRAINAGE, SITEWORK, EARTHWORK; 584= FOOD SERVICE EQUIPMENT; 587= TEMPERATURE CONTROLS; 588= MOLD REMEDIATION

Where To Find the Top 600

FIRM	RANK	FIRM	RANK	FIRM	RANK	FIRM	RANK
A							
H.R. Allen Inc.	441	Associated Mechanical Contractors Inc.	427	Beaver Excavating Co.	135		
11400 Inc.	584	Alliance Glazing Technologies	327	Associated Mechanical Contractors Inc.	570	Beckstrom Electric	505
A&R Mechanical Contractors Inc.	412	Allison Smith Co.	174	Atlantic Constructors Inc.	193	BEI Construction Inc.	426
Aaron Enterprises Inc.	507	All-South Subcontractors Inc.	589	Atlantic Electric LLC	495	Bel-Aire Mechanical	301
A-C Electric Co.	320	Alterman Inc.	242	ATS Drilling Inc.	540	Beltline Electric Co. Inc.	498
ACCO Engineered Systems	17	American Direct	220	Avalotis Corp.	364	Bencor Global, a Keller Co.	396
Ace Electric Inc.	271	American Technologies Inc.	105	AZCO Inc.	94	Benson Industries	86
Ackerman Plumbing Inc.	543	AMPAM Parks Mechanical Inc.	196	B			
ACME Constructors Inc.	451	Anron Air Systems Inc.	569	B&B Electrical Contractors Inc.	567	Bergelectric Corp.	38
Acme Electric Co.	547	Apex Imaging Services	367	Baker Construction Enterprises Inc.	16	Bergeron Emergency Services Inc.	533
Acousti Engineering Co. of Florida	115	Apex Steel Inc.	526	Baker Electric Inc.	142	Berkel & Co. Contractors Inc.	92
Acoustic Ceiling and Partition Co.	433	APG Electric Inc.	350	Baker Group	150	Bermudez, Longo, Diaz-Masso LLC	302
ACS System Associates	318	API Group Inc.	5	Baker Roofing Co.	109	Best Contracting Services Inc.	187
Action Electric Co. Inc.	425	Apollo Mechanical Contractors	47	Baker Triangle	148	Bierlein Cos. Inc.	280
AdvanceTEC LLC	522	ARC Abatement	449	R Baker & Son	586	Bonland Industries Inc.	352
J. F. Ahern Co.	78	Architectural Glass & Aluminum	221	Barnhart Crane and Rigging Co.	73	Frank M. Booth Inc.	329
Ajay Glass Co.	513	Architectural Wall Systems LLC	462	Barnum & Cellilo Electric Inc.	369	Boudreau Pipeline Corp.	312
Alaka'i Mechanical Corp.	297	Arden Building Cos. LLC	208	Basden Steel Corp.	245	W. Bradley Electric Inc.	229
The George D. Alan Co.	483	Area Energy & Electric Inc.	300	Bayside Interiors Inc.	274	Brandenburg Industrial Service Co.	132
Joseph J. Albanese Inc.	70	Area Erectors Inc.	394	Beach Electric Co. Inc.	593	BrandSafway	4
Aldridge Electric Inc.	45	Arkel International LLC	316	Beacon Piping Co.	544	The Brandt Cos.	39
All State Construction Inc.	581	Ascher Brothers Co. Inc.	431	Beard Construction Group LLC	448	J.M. Brennan Inc.	275
		Aschinger Electric Co.	436			Briggs Electric Inc.	246
						BrightView Landscapes	33

Wanzek's history of success is due to our Construction Excellence, Exceptional Services and Outstanding Teams

wanzek.com
701.282.6171

WANZEK
a MasTec company

Where To Find the Top 600

FIRM	RANK	FIRM	RANK	FIRM	RANK	FIRM	RANK
Broadway Electric Service Corp.	183	Critchfield Mechanical Inc.	138	Fenton Rigging & Contracting Inc.	485	Hatzel & Buehler Inc.	88
Broadway Electric Inc.	303	J. Crompton Electric Inc.	531	Ferguson	359	Hayward Baker, a Keller Co.	23
The Brock Group	13	Crown Corr Inc.	99	Feyen Zylstra	259	Heating & Plumbing Engineers Inc.	336
Brodie Contractors Inc.	546	JRCruz Corp.	285	Fiore & Sons Inc.	273	Edwin L. Heim Co.	311
Brooks-Berry-Haynie & Associates Inc.	283	CSE Inc.	477	Fisk Electric Co.	65	Helical Drilling	574
Buesing Corp.	452	CSI Electrical Contractors Inc.	112	Five Star Electric Corp.	43	Helix Electric Inc.	29
Builders Plus Inc.	545	Cullum Mechanical Construction Inc.	421	Flagger Force Traffic Control Services	325	Heller Electric Co. Inc.	456
Building Control Integrators	597	Cummings Electrical LP	158	Florence Electric LLC	404	Hemma Concrete Inc.	341
Buist Electric	340	Cupertino Electric Inc.	20	Fly & Form Structures Inc.	349	JB Henderson Construction Co. Inc.	213
The Bulldog Group Inc.	375	D		Flynn Group of Cos.	96	Henkels & McCoy Group	8
C		Daley's Drywall	214	Foundation Constructors Inc.	304	HEPACO LLC	314
Cache Valley Electric Co.	60	Danella Cos. Inc.	93	Fountain Construction Co. Inc.	429	Hermanson Co.	179
California Drywall	104	Danny's Construction Co. LLC	354	Freestate Electrical Cos.	161	Hill Mechanical Corp.	74
J.C. Cannistraro LLC	119	Dant Clayton	353	W.L. French Excavating Corp.	291	Hi-Tech Electric Inc.	296
Cannon & Wendt Electric Co.	319	M.C. Dean	21	Fresh Meadow Mechanical Corp.	230	HJ Foundation, a Keller Co.	289
Cantera Concrete Co. LLC	518	Dee Brown Inc.	566	Frischhertz Electric Co. Inc.	501	Hodess Cleanroom Construction	392
Capform Inc.	84	Dee Cramer Inc.	455	G		The Holbrook Co. Inc.	530
Case Foundations Co., a Keller Co.	249	A.C. Dellovade Inc.	442	Gaines & Co.	321	Holland Roofing Group	315
Castle Contracting LLC	373	Delta Diversified Enterprises Inc.	267	TG Gallagher	223	Hoover Construction	534
CB Structures	516	Demolition & Asbestos Removal Inc.	508	Gate Precast Co.	126	Humphrey & Associates Inc.	266
CEC Cos.	247	J. Derenzo Cos.	108	Gaylor Electric	134	Hunt Electric Corp.	66
Ceco Construction Group	26	Desert Mechanical Inc.	440	General Sheet Metal	406	Hussung Mechanical Contractors Inc.	212
Centerline Utilities Inc.	549	Design Electric Inc.	532	Geo-Solutions Inc.	430	Hypower Inc.	265
CentiMark Corp.	24	DGC Capital Contracting Corp.	323	Gerdau Reinforcing Steel	87	I	
Central Ceilings Inc.	473	Diversified Utility Services Inc.	197	Gibson Landscape Services	590	International Asbestos Removal Inc.	417
Centuri Construction Group	12	Donley's Concrete Group	215	Giroux Glass Inc.	387	icon Mechanical Construction & Eng'g LLC	240
Century Concrete	334	Doral Corp.	497	Richard Goettle Inc.	343	IES Holdings Inc.	22
Century Mechanical Contractors Inc.	502	Douglass Colony Group	293	Goyette Mechanical Co.	305	IMS Masonry Inc.	458
Certified Coatings Co.	572	Drill Tech Drilling & Shoring	157	Graham County Land Co. LLC	565	Independence Excavating Inc.	116
Chapel Electric Co. LLC	201	Dual Temp Co. Inc.	506	Graydaze Contracting Inc.	486	Infinity Contractors Int'l Ltd.	562
Charter Mechanical Contractors Inc.	258	Ducci Electrical Contractors Inc.	251	Grazzini Brothers & Co.	536	Inglett & Stubbs LLC	171
Cherry Cos.	180	E.M. Duggan Inc.	160	Greater Metroplex Interiors Inc.	216	Intech Contracting LLC	512
W.A. Chester LLC	270	Dunbar Mechanical Inc.	235	John E. Green Co.	97	Integrated Facility Services Inc.	335
CJ Drilling Inc.	359	Dunn Building Co. LLC	409	Gregory Electric Co. Inc.	401	Integro Building Systems	351
Concrete Strategies LLC	146	Durr Heavy Construction LLC	550	Greiner Electric LLC	388	Interior Contractors Inc. LLC	583
Clean Earth Inc.	130	E		Gribbins Insulation	510	International Chimney Corp.	467
Cleary Construction Inc.	482	E Light Electric	434	Griffin Dewatering	474	Interstate Mechanical Corp. dba IMCOR	445
Cleveland Cement Contractors Inc.	376	Earth Services & Abatement Inc.	571	D.H. Griffin Wrecking Co. Inc.	155	Interstates	152
Cleveland Electric Co.	121	Edgerton Contractors Inc.	428	Wayne J. Griffin Electric Inc.	61	Intex Electrical Contractors Inc.	432
Coatings Unlimited Inc.	579	Egan Co.	91	Group Builders Inc.	294	INTREN LLC	54
Cochran Inc.	118	E-J Electric Installation Co.	49	Grunau Co.	166	Industrial Power Systems	386
Collins Electrical Co. Inc.	252	Eldeco Inc.	237	GSL Electric	397	Irex Contracting Group	106
Comfort Systems USA Inc.	9	Electric Services Inc.	423	Guarantee Electrical Co.	173	ISC Constructors LLC	71
Commercial Roofers Inc.	552	Ellingson Cos.	279	W. B. Guimarin & Co. Inc.	592	ISEC Inc.	69
Commonwealth Electric Co. of the Midwest	205	Davis H. Elliot Co. Inc.	68	H		Ivey Mechanical Co.	149
ComNet Communications LLC	217	EMCOR Group Inc.	2	H&H Group Holdings Inc.	447	J	
Comprehensive Energy Services Inc.	461	Enclos Corp.	56	HACI Mechanical Contractors Inc.	464	J&E Cos.	383
Concrete Value Corp.	167	Encore Electric Inc.	168	Haley-Greer Inc.	419	J.F. Electric Inc.	129
Condon-Johnson & Associates Inc.	175	Enterprise Properties	276	Hampshire Fire Protection	585	Jacobson & Co. Inc.	232
Conti Corp.	32	Environmental Assurance Co. Inc.	598	Harder Mechanical Contractors Inc.	48	Charles E. Jarrell Contracting Co. Inc.	338
Continental Electrical Construction Co.	154	Environmental Holdings Group LLC	422	Hardrock Concrete Placement Co. Inc.	328	JAX Refrigeration Inc.	333
Corbins Electric	264	ERMCO Inc.	182	Hargrove Electric Co. Inc.	577	JD Traditional Industries	587
Corrigan Co. Mechanical Contracting	284	ERSI	484	Harris	53	JDC Demolition Co. Inc.	374
Concrete Protection & Restoration Inc.	391	F		Harrison Contracting Co. Inc.	553	JMEG LLC	178
CR Lighting & Electric Inc.	600	Faith Technologies Inc.	37	Hartman Walsh Industrial Services	481	Johnson and Jordan Inc.	395
F.L. Crane & Sons Inc.	207	Faulconer Construction Co. Inc.	226			Johnson-Davis Inc.	551
Crawford Tracey Corp.	468						

Where To Find the Top 600

FIRM	RANK	FIRM	RANK	FIRM	RANK	FIRM	RANK
K		L		Marathon Electrical Contractors Inc.	324	Adrian L. Merton Inc.	437
K&K Iron Works LLC	523	L.P.R. Construction Co. LLC	231	Marr Scaffolding Co.	528	Metro Mechanical Inc.	573
K&S Air Conditioning Inc.	542	Lake Erie Electric Cos.	165	H.J. Martin and Son	169	Mid Atlantic Mechanical Inc.	439
K2 Industrial Services Inc.	194	Landmark Construction Co. Inc.	236	George E. Masker Inc.	519	Mid-City Electric/Technologies	398
Kalkreuth Roofing and Sheet Metal	204	Largo Concrete Inc.	57	Masonry Builders Inc.	580	Mid-Continental Restoration Co. Inc.	515
Karas & Karas Glass Co. Inc.	306	Latite Roofing LLC	384	MasTec Inc.	3	Midstate Mechanical Inc.	599
Karsten Interior Services	524	Lee Drywall Inc.	582	Mayers Electric Co. Inc.	594	Midwest Drywall Co. Inc.	272
Kasselmann Electric Co. Inc.	521	Legacy Mechanical Inc.	576	McCarl's Inc.	257	Midwest Steel	184
L. Keeley Construction	163	Dorvin D. Leis Co. Inc.	181	MB Mechanicals Holdings	159	Midwest Steel Co. Inc.	529
Keller Foundations (Canada), a Keller Co.	225	Leland Collier Electric Co.	489	McCrossin Foundations	563	Miller Bonded Inc.	424
Kelso-Burnett	176	Letso Co.	224	G.M. McCrossin Inc.	292	Miller Electric Co.	219
Kent Cos. Inc.	139	Limbach Facility Services LLC	41	O.C. McDonald Co. Inc.	499	Miller Electric Co.	79
Keystone Concrete	58	CA Lindman Cos.	408	John W. McDougall Co. Inc.	211	Miller Insulation Co. Inc.	389
KHS&S Contractors	63	Lithko Contracting LLC	31	McGee Brothers Co. Inc.	268	Alfred Miller Contracting	380
J.F. Kiely Construction Cos.	206	Long Painting Co.	488	M.G. McGrath Inc.	233	MillerClapperton	478
Kimbel Mechanical Systems Inc.	309	Ludvik Electric Co.	210	McHugh Concrete Construction	123	MKB Construction Inc.	476
King of Texas Roofing Co. LP	511	M		McKenney's Inc.	89	MKD Electric	450
Kirlin Group	52	MacDonald Miller Facility Solutions	90	McKinney Drilling Co., a Keller Co.	254	MMC Contractors Inc.	72
Koontz Electric Co. Inc.	415	Malcolm Drilling Co. Inc.	55	McKinstry	28	MMR Group Inc.	27
Kovach Building Enclosures	290	Manafort Brothers Inc.	114	MDU Construction Services Group Inc.	11	Modern Cos.	228
KPost Co.	365	B.T. Mancini Co. Inc.	269	Mechanical Inc.	76	Mona Electric Group Inc.	177
KSW Mechanical	131	WD Manor Mechanical	420	Meisner Electric Inc.	463	R.T. Moore Co. Inc.	281
				Menard Group USA	360	Morrow-Meadows Corp.	35



POSEIDON® P2-7' Hopper

- 50 Yard Hopper Box
- Four Point lifting points
- 1.6' draft empty in fresh water
- 40'0" Long x 10'0" Wide x 8' 5-3/4" Tall Hopper Barge
- Physical Shipping Weight of 40,900 lbs
- Two (2) each —18" deck hatches
- Made to the same dimensions as the Poseidon® P2-40' x 10' x 7' barge

725 East Parr Road, Berne, IN 46711 • PH: 866-99-BARGE • FAX: 260-424-8635 • WEBSITE: www.poseidonbarge.com
 STOCK LOCATIONS: Berne, IN • Plain, WI • Leland, NC • Cocoa, FL • Wilton, NY • St. Louis, MO • New Orleans, LA

Where To Find the Top 600

FIRM	RANK	FIRM	RANK	FIRM	RANK	FIRM	RANK
The Morse Group Inc.	147	Petillo Inc.	308	Schuff Steel Co.	36	Tri-City Electrical Contractors Inc.	127
Motor City Electric Co.	51	Petticoat-Schmitt Civil Contractors Inc.	382	SDB Contracting Services	345	The Tri-M Group LLC	255
MSL Electric Inc.	527	Philadelphia D&M	227	Sebastian	537	Trinity Drywall and Plastering Systems LP	403
MTech Mechanical	189	Philips Brothers Electrical Contractors Inc.	446	Seedorff Masonry Inc.	548	Tri-State Drilling Inc.	402
Murphy Co. Mechanical Contractors & Engineers	95	Piedmont Mechanical Inc.	564	Seretta Construction	299	Truesdell Corp.	399
Murray Plumb. & Heating Corp. dba Murray Co.	75	Pioneer Cladding & Glazing Systems LLC	322	Shadrock and Williams Masonry	588	TruTeam	6
Muth Electric Inc.	326	The PIPCO Cos. Ltd.	559	Shapiro & Duncan Inc.	195	TSI Corp.	337
MVerge	18	Piping & Equipment Co. Inc.	465	Sharlen Electric Co.	480	TWC Concrete Services LLC	539
MYR Group Inc.	10	Pittsburg Tank & Tower Group Inc.	348	Shaw Electric Co.	298	U	
N		Plateau Excavation Inc.	125	Shelley Electric Inc.	493	U.S. Engineering Co. Holdings	82
NASDI LLC	390	Polk Mechanical Co. LLC	209	Sierra Pacific West Inc.	459	Unistruct Construction	381
Nashville Machine Co. Inc.	198	Power Design	44	Slack & Co. Contracting Inc.	460	United Forming Inc.	282
National Coatings	568	Poynter Sheet Metal	287	SME Steel	77	United Chester Industries Inc., DBA United Mechanical	413
National Construction Enterprises Inc.	185	Precision Concrete Construction Inc.	263	John Smith Masonry	496	United Riggers and Erectors Inc.	475
National Enclosure Co.	538	Precision Demolition LP	411	Southern Air Inc.	200	Universal Builders Supply Inc.	260
National Steel City LLC	490	Precision Environmental Co.	470	Southland Industries	19	Universal Plant Services Inc.	46
Nations Roof	143	Precision Walls Inc.	141	Sowles Co.	363	V	
NEAD Electric	278	Premier Electrical Corp.	385	Spacecon Specialty Contractors	444	Valley Electric of Mt. Vernon	192
Nevell Group Inc.	190	Prime Controls LP	253	Specialty Finishes Inc.	509	Van Ert Electric Co. Inc.	256
New River Electrical Corp.	85	Prime Electric	124	Spectrum Mechanical & Service Contractors LLC	554	Vaughn Industries LLC	153
New Roads Environmental Services	558	Prism Electric Inc.	133	Sprig Electric	103	Venus Construction	487
Newkirk Electric Associates Inc.	199	PRISM Response LLC	556	Standard Drywall Inc.	100	Vidimos Inc.	557
The Newtron Group	40	Q		Stark Excavating Inc.	307	W	
D.W. Nicholson Corp.	555	Quality Plus Services Inc.	357	The State Group Inc.	64	W&W Glass LLC	162
Nickle Electrical Cos.	514	Quanta Services	1	Steelfab Inc.	25	Wachter Inc.	113
North American Dismantling Corp.	454	QuestMark, a division of CentiMark	262	Structural Group Inc.	34	E.S. Wagner Co.	356
Northland Concrete & Masonry Co. LLC	203	R		Sun Valley Masonry Inc.	378	Waldrop Inc.	472
NorthStar Group Services Inc.	42	R&R Window Contractors Inc.	595	Suncoast Post-Tension, a Keller Co.	98	Walker Engineering Inc.	59
O		Rachel Contracting	331	Sunwest Electric Inc.	407	R. W. Warner Inc.	366
O'Connell Electric Co. Inc.	120	RAM Acoustical Corp.	591	Superior Gunite	361	Wasco Inc.	541
Oil Capital Electric	286	J. Ranck Electric	313	Sure Steel Inc.	370	Washington Iron Works	418
Oklahoma Electrical Supply Co.	317	W.A. Rasic Construction Co. Inc.	218	Swanson & Youngdale Inc.	372	Wayne Automatic Fire Sprinklers Inc.	250
Olsson Industrial Electric	492	The Raymond Group	170	K.R. Swerdfeger Construction Inc.	410	Wayne Brothers Inc.	248
W. J. O'Neil Co.	288	A.O. Reed & Co.	188	The Systems Group	339	Wayne's Roofing Inc.	466
Orndorff & Spaid Inc.	416	Remedial Construction Services LP	145	T		WDF Inc.	80
O'Rourke Wrecking Co.	525	RHP Mechanical Systems	491	T E C Industrial	136	Weifield Group Contracting	310
Osburn Contractors Inc.	144	Riggs Distler & Co. Inc.	81	Tartton and Son Inc.	457	West Valley Construction Co. Inc.	172
Otto Baum Co. Inc.	405	RK Mechanical Inc.	67	TAS Commercial Concrete Construction LLC	83	Westates Mechanical Corp. Inc.	561
P		RKS Plumbing & Mechanical	500	Taylor Electric Inc.	358	Western Allied Corp.	400
P1 Group Inc.	122	RMF Nooter Inc.	241	TDIndustries	30	Western Partitions Inc. (WPI)	140
Pacific Rim Mechanical Contractors Inc.	191	The Rockwell Group Inc.	596	TEAM Industrial Services Inc.	15	Western Specialty Contractors	128
Pacific Structures Inc.	156	Rogers	111	Thompson Electric Co.	344	Wheeler Electric Inc.	578
Palmetto Automatic Sprinkler Co. Inc.	503	Rommel Construction Group	222	Terra Millennium Corp.	50	White Electrical Construction Co.	368
Pan-Pacific Mechanical LLC	107	The Roof Depot Inc.	393	Terry's Electric Inc.	435	Wiegmann Associates	535
Alex E. Paris Contracting Co.	261	Roofing Solutions LLC	494	Texas Scenic Co.	520	TJ Wies Contracting Inc.	362
Parsons Electric	62	Rosendin Electric	7	Thomarios	471	The Williams Group	239
Patriot Erectors Inc.	469	Ruston Paving	371	Thomas Co. Inc.	414	Wilson Electric	238
PayneCrest Electric Inc.	234	Ruttura & Sons Construction Co. Inc.	243	Thomas Industrial Coatings Inc.	504	The Witmer Group	560
Penhall Co.	102	Ryan Inc. Central	186	F.D. Thomas Inc.	277	Wyatt Inc.	379
John A Penney Co. Inc.	332	S		Jerry Thompson & Sons	453	Y	
Performance Contracting Group Inc.	14	S&F Concrete Contractors Inc.	110	Thorne Associates Inc.	346	YTG LLC	117
Perlectric Inc.	377	Sachs Electric Co.	101	Tilson Technology Management Inc.	438		
Perreca Electric Co. Inc.	443	Sargent Electric Co.	202	TLC Diversified Inc.	517		
Persons Service Co. LLC	575	Sauer Holdings Inc.	164	W.G. Tomko Inc.	244		
Martin Petersen Co. Inc.	330	Schlouch Inc.	347	Total Facility Solutions Inc.	151		
Peterson Mechanical Inc.	479	Schreiber Corp.	342	Traffic Control Devices Inc.	295		
				Tri-City Electric Co. of Iowa	137		