

ENR THE TOP 600

Overview [p. 54](#) // Specialties Analysis [p. 54](#) // Profitability [p. 54](#) // New Contracts [p. 54](#) // Market Analysis [p. 55](#) // Volume [p. 55](#)
E-J Electric's Huge Prefab Job [p. 56](#) // Top 600 Dialogue [p. 57](#) // HVAC Contractors Meet Indoor Air Quality Concerns [p. 58](#)
Top 50 Electrical Firms [p. 59](#) // Top 50 Mechanical Firms [p. 60](#) // Top 20 Masonry Firms [p. 61](#) // Top 20 Concrete Firms [p. 61](#)
Top 20 Wall and Ceiling Firms [p. 61](#) // Top 20 Utility Firms [p. 61](#) // Top 20 Glazing and Curtain Wall Firms [p. 62](#) // Top 20 Painting Firms [p. 62](#) // Top 20 Excavation and Foundation Firms [p. 62](#) // Top 20 Roofing Firms [p. 62](#) // Top 20 Demolition and Wrecking Firms [p. 63](#) // Top 20 Asbestos Abatement Firms [p. 63](#) // Top 20 Sheet-Metal Firms [p. 63](#) // Top 20 Steel Erection Firms [p. 63](#)
Top 20 Fire Protection and Sprinklers Firms [p. 64](#) // Nooter and Wyatt "Refresh" Their Brands [p. 64](#) // How To Read the Top 600 Tables [p. 64](#) // The ENR Top 600 Specialty Contractors List [p. 65](#) // Where To Find the Top 600 [p. 79](#)



FAMILY VALUES

Baker Construction Enterprises' northern division encouraged employees to use COVID-19 protection by having each write why they are wearing their face shields.

PHOTO COURTESY OF BAKER CONSTRUCTION ENTERPRISES

NUMBER 18

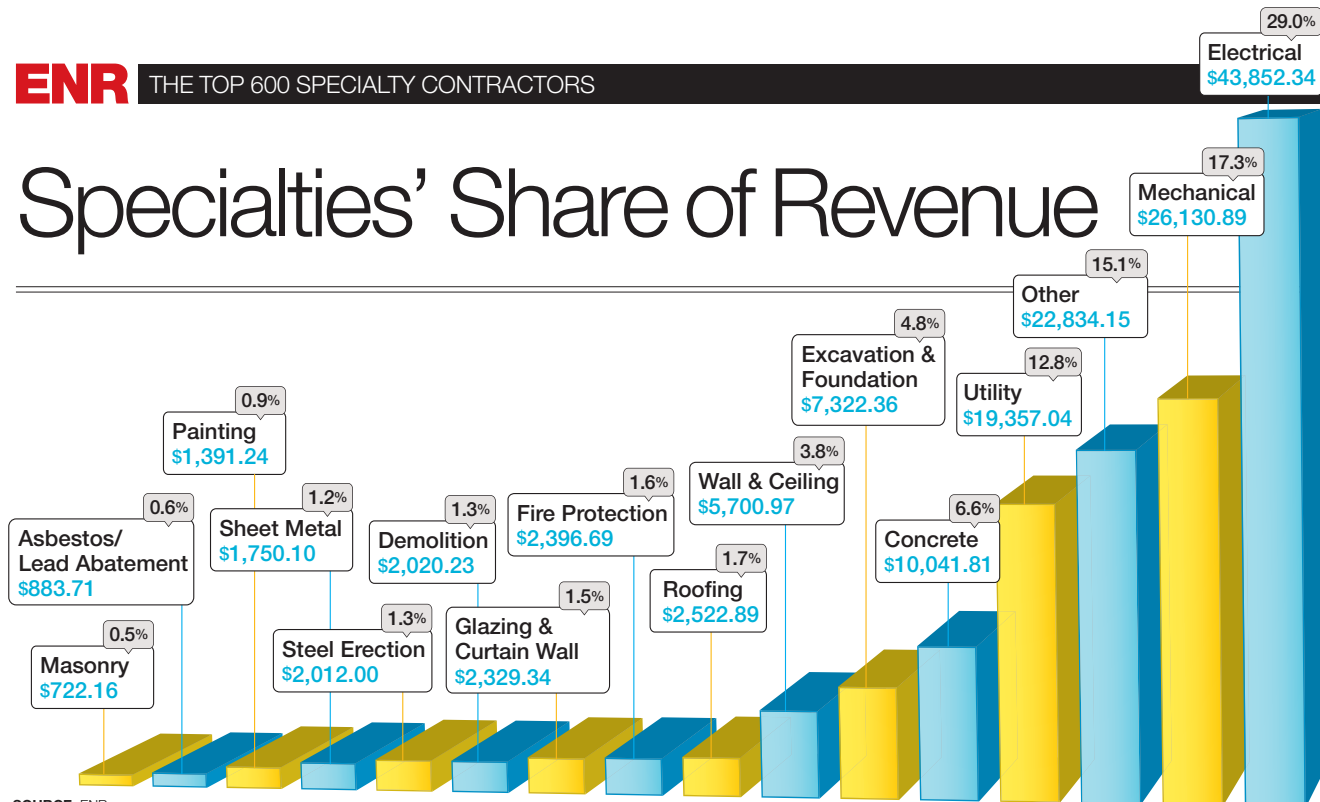
Firms Shift Into Crisis Mode

Specialty contractors face similar market issues as GCs and design firms, but they also have to protect more field workers

By Gary J. Tulacz and Jonathan Keller



Specialties' Share of Revenue



SOURCE: ENR

The Top 600 Specialty Contractors' Profitability

SOURCE: ENR

17



Loss in profits
Gain in profits
(Measured in firms reporting)

The Top 600 Specialty Contractors' New Contracts



2019
2020
(Measured in \$ millions)

In the midst of one of the strongest markets in memory, the COVID-19 pandemic hit the industry like a freight train, throwing firms into confusion. During the prolonged period of uncertainty, design firms, construction managers and many general contractors were left scrambling for answers on how to manage and market through the crisis. But for subcontractors and specialty trade contractors, the problem was more acute—their workers and field supervisors were on jobsites and had to be directly protected while trying to continue to work.

The scale of the market turnabout can be seen in the results of this year's ENR Top 600 Specialty Contractors list. As a group, the Top 600 generated revenue of \$151.27 billion in 2019, up 11.9% over \$135.20 billion in 2018. Revenue for the Top 600 had been experiencing double-digit growth for the past four years, and through the end of 2019 had risen 128.2% since the market recovery began in 2011. But the pandemic has brought that growth to a grinding halt and caused companies to wonder how to deal with the crisis.

Some specialty contractors had plans already in place to deal with the general situation. O'Connell Electric Co. began preparations in early February, before anyone had any solid understanding of COVID-19. "At that time, we dug out and dusted



"In February, we dug out and dusted off our uniform Pandemic Response Plan, and began to update it with current names, locations and actions we would take in the event that there became a need."

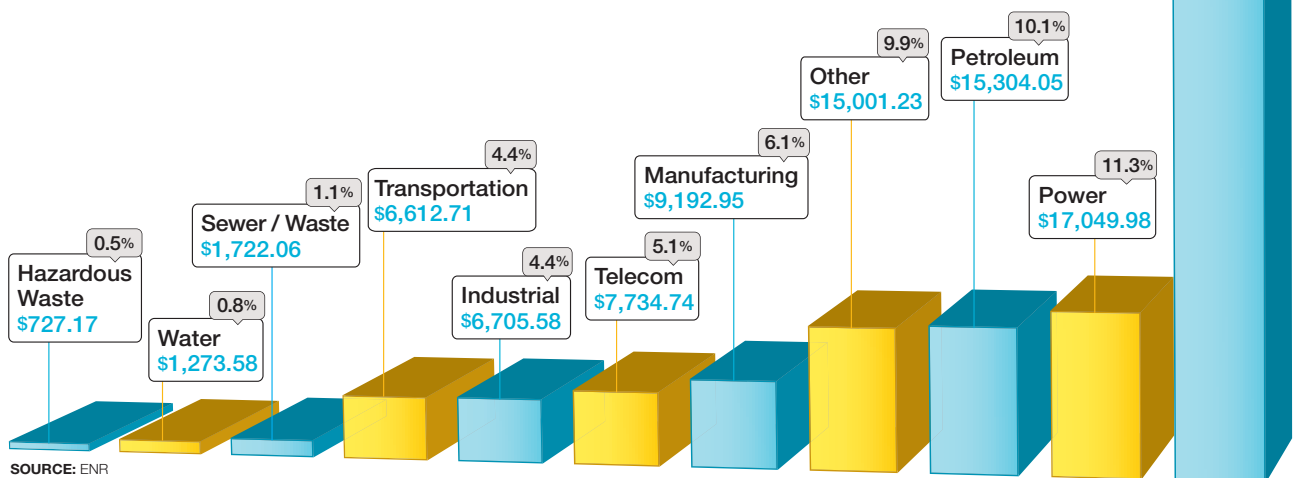
Victor E. Salerno,
CEO, O'Connell
Electric Co.

off our uniform Pandemic Response Plan, and began to update it with current names, locations and actions we would take in the event that there became a need," says Victor E. Salerno, CEO. He notes that the initial eight-page plan now has grown into a 69-page document that has become all-inclusive and dynamic.

Another firm that was quick off the mark was Menard Group USA. Owned by French contractor Vinci, it was receiving intelligence on the impact of the virus ahead of the directives in the U.S. "In mid-March we took an immediate stop on all of our active sites across the country for about two weeks to retool our field activities, procure PPE [personal protective equipment], train our site crews, write and issue new standard operating procedures and fully reinforce the behaviors necessary to protect field staff and their families," says Seth Pearlman, Menard's CEO. "This was a difficult and costly decision, and it was ultimately respected by the bulk of our staff and clients."

C3M Power Systems LLC also reacted quickly, taking multiple key team members out of operations to focus on COVID-19. "Although it was a sacrifice, we felt it was a necessity and their central effort benefited our entire team. They developed new processes, procedures, PPE and roles to keep our jobsites, of-

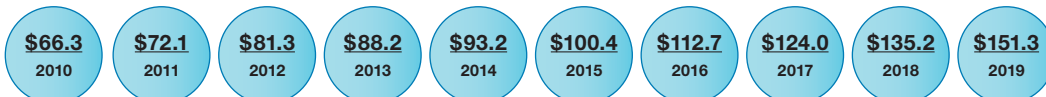
Markets' Share of Revenue



SOURCE: ENR

Comparing the Past Decade's Specialty Contractor Revenue

(in \$ billions)



SOURCE: ENR

fices, and people working safely and efficientl ,” says Chuck Tomasco Jr., senior vice president.

Taking Care of Employees

One of the first direct responses to the virus was protecting employees. Many firms initially saw a shortage of field personnel. “They were scared, they wanted to protect their families and themselves and they were receiving additional employment funds through the government,” says Ryan Denver, president of Select Demo Services LLC. Now that people are more educated on COVID-19 and understand the necessary steps to keep themselves and their families healthy, the workforce has come back in full force, he says.

Yet even now, craft labor is uneasy about going to jobs. “This is made worse for our traveling crews. Inconsistent policy in various jurisdictions compounds the challenges,” says Dave Crumrine, president of Interstates Inc. He says the firm has been able to work with core groups well to enable work to continue, thanks to “a ton of support work and communication.”

For many specialty contractors, existing safety programs and teams helped reassure workers at risk. For example, Limbach Holdings Inc. has extensive safety program teams that immediately mobilized to provide gaiters for all workers and institute daily temperature monitoring for people on site. “We had 30 people test-

551

Firms on the list that sent in a survey in 2019

69.5%

Firms that increased revenue in 2019 from 2018

29.9%

Firms that had lower revenue in 2019 than in 2018

ing positive for COVID-19 and had 110 go into quarantine. But none of them got the virus on site,” says Charles A. Bacon, CEO.

Worker health has become a priority for specialty contractors like never before. This year “has certainly heightened our awareness of overall co-worker health,” says Brad Wucherpennig, president of Baker Construction Enterprises. The firm quickly mobilized a COVID-19 leadership task force with representatives from all of its businesses. The cross-functional team allowed it to act quickly and make thorough decisions.

PPE to protect against transmission of the virus has become a priority. “Our company has spent around \$100,000 so far this year on additional PPE measures to make sure we are meeting customer requirements,” says Emanuel A. Paris IV, senior project manager at Alex E. Paris Contracting Co. Inc.

Crisis teams to react to potential virus cases have also become common. Harris created an incident response team with full authority to monitor daily cases and make changes to recommendations and requirements to act quickly and decisively. “This helped us keep the number of cases to 42 out of an employee base of 2,000,” says Michel Michno, Harris’ COO. He also notes that Harris has focused on COVID-related research and data and published white papers and videos that were used for training.

Prefabrication

E-J Electric's Big Prefab Job



E-J Electric Installation Co. (**No. 36**) installs one of the last segments of the largest prefabricated traction power substation in the U.S. for Long Island Railroad's East Side Access Program. The building stretches 250 ft.

Many firms have instituted detailed guidelines to protect employees from exposure to airborne pathogens. McKinstry has created a set of rules and standards for employees returning to work in its offices. "Everyone must fill out a daily health questionnaire before coming in, face masks are mandatory, building capacity has been decreased to a maximum of 40%, travel is restricted to essential travel only, to name a few of our new guidelines," says Mark Jonson, vice president and general manager.

For some firms, prefabrication facilities have greatly helped to protect employees. "Our 30,000-sq-ft prefabrication facility allows us to limit the number of electricians on site. It also allows us to maximize our social distancing, all while maintaining the same levels of productivity," says Anthony E. Mann, CEO of E-J Electric Installation Co.

It's not just COVID that is causing firms to worry. "We also have placed a large focus on the mental health of our employees. The stress and pressure that exist now are far greater than before," says Keith Douglas, COO of Rosendin Electric. He notes that many employees work from home while taking care of their families, teaching their children and looking after their loved ones who may be considered high risk. Rosendin is trying to help them adjust.

Many firms also are working to help employees get



"We had 30 people testing positive for COVID-19 and had 110 go into quarantine. But none of them got the virus on site."

Charles A. Bacon, CEO, Limbach Holdings LLC

through the crisis financially, as well as in good health. HB Global LLC assisted employees by paying out their earned bonuses early, paying them sick time to get tested or stay home if they were exposed or a family member was ill, says Bob Whalen, CEO. "We gave everyone a health care holiday for four weeks. Today, the residual effect of these actions is that our leadership is even more aligned, we have an increase of trust with our employees and we continue to operate safely in a COVID environment and do it with excellence."

All these moves come with a cost. "We have seen a 7% to 10% productivity impact due to site access, distancing, tool cleaning and extra administrative processes," says Michno of Harris.

Jeff Marrs, CEO of ACCO Engineered Systems, says there has been a slight impact on productivity due to the added safety measures implemented at jobsites. "However, those are well worth it if we can keep our people and their families safe from contracting the virus," he adds.

Staffing Up in a Down Market

Before COVID-19 hit, staffing was the top concern of specialty contractors. However, with so many projects canceled or deferred, many have resorted to layoffs and furloughs, easing the staffing concerns. In this year's survey, 62.5% said they were concerned about staffing projects, compared to 74.9% last year, the first time that percentage has had a major drop since 2011.

Many firms agree that staffing is not an immediate concern. "With higher unemployment, the quantity of available trade employees is not an issue; however, finding well-qualified workers is an ongoing challenge," says Michael Cannon, CEO of KHS&S Contractors-East Coast.

Many firms agree that staffing is not an immediate problem, but they are looking ahead. "We haven't seen a lot of people deciding not to come to work. Many are grateful to still have a job," says Ted Lynch, CEO of Southland Industries.

But, while many other firms with delayed or canceled projects are now laying off people, Southland continues to hire. "Now is the time to be opportunistic in recruiting people," Lynch says.

Most firms say that any easing of staff shortages will be a short-term situation. "Pre-COVID, our industry was struggling with leadership attrition. The effects of the pandemic have only amplified this," says Greg Gossett, CEO of ERMCO Inc.

Gossett notes that, in this time of uncertainty, quality people are not interested in making career changes. "For organizations that are in a state of growth, this is making it difficult to secure the human capital needed

The Top 600 Dialogue

How is your company dealing with staffing issues, and has the COVID-19 pandemic changed things?



DAVE CRUMRINE, PRESIDENT
INTERSTATES INC.
Sioux Center, Iowa

We are extremely grateful how our craft employees have hung in there with the PPE and protocol changes as well as the travel challenges. There are a lot of unsung heroes out there.



Do you see any techniques or technologies that are improving productivity?



RYAN DENVER, PRESIDENT
SELECT DEMO SERVICES LLC
Salem, N.H.

We are utilizing Meridian Pedestal Temperature Screening Equipment. They eliminate human error, do not need to be manned [and] have built-in facial recognition programming.



WES MCCLURE, CEO
WILSON ELECTRIC
Tempe, Ariz.

We have found the manpower market to have increased in quality from some smaller companies that were hit hard by the pandemic. We have made a concerted effort to continue hiring through the pandemic.



DAVID LYON, VP OPERATIONS
MCKAMISH INC.
Pittsburgh

Virtual meeting software is a technology that we rarely utilized before COVID. Using it over the last six months has been a real-eye opener to the benefits of efficiency and productivity it brings.



CHUCK TOMASCO, SVP
C3M POWER SYSTEMS
Capitol Heights, Md.

There are good people out there looking for jobs, better people than we've seen in five-plus years, as COVID-19 has led to layoffs. We see it as an opportunity to invest in strengthening our team.



JAMES POTTS, SVP OPERATIONS
ERMCO INC.
Indianapolis

BIM/VDC on our projects is continuing to drive improvements in accuracy, efficiency and the use of prefabrication. This has led to more modularization and use of multi-trade prefabrication.



JACK OLNSTEAD, PRES.
TRI-CITY ELECTRICAL
Altamonte Springs, Fla.

We recently completed the process of going to 100% Employee Stock Ownership Plan from our previous of 45%. We feel this will have major impacts on our retention and recruiting process.



EMANUEL A. PARIS IV, SR. PM
ALEX E. PARIS CONTRACTING CO.
Atlasburg, Pa.

We decided to install GPS tracking units on all of our pickups and some small equipment. It gives us the opportunity to track [where our employees are], fuel usage, idle time and speed monitoring.



BOB WHALEN, CEO
HB GLOBAL LLC
Harrisburg, Pa.

What makes us attractive is that we are an employee-owned company (ESOP) focused on our people and our culture. We are not in the acquisition market to buy, cut, sell and get out, which inevitably leaves a trail of hurt and ruin.



MATTHEW ENGLERT, COO
ROSENDIN ELECTRIC
San Jose, Calif.

Jobsite contact and proximity tracing technologies are helping us manage COVID-19 and giving our management teams useful tools to ensure the safety of our employees.



Indoor Air Quality

HVAC Firms Tackle COVID-19



The COVID-19 crisis has building owners and managers scrambling to keep their tenants safe from indoor pathogens. This has led to a tidal wave of inquiries to HVAC contractors on what they can do to protect clients' facilities. It is also putting pressure on contractors to come up with the best solution for each case.

"We are having this discussion with almost every existing client, as well as new ones," says Adam Gloss, director and general manager for the service group at McKinstry (**No. 33**). These discussions range from simple things like requests to upgrade filters to questions about ultraviolet or bipolar ionization technologies and everything in between. He says each facility's HVAC system has to be evaluated to determine the best solution for the client and its budget.

Many options include increased or better filtration, or the addition of more outside air into a building. "Often additional outside air can initially be introduced without significant capital investment, although energy costs should be evaluated," says David Leathers, executive vice president at Limbach Holdings Co. (**No. 44**).

Limbach also has produced negative air machines or air scrubbers to filter air in defined spaces, as well

as utilizing readily available off-the-shelf products, Leathers says.

Many contractors have done studies of the alternatives. For example, Hermanson Co. LLP (**No. 147**) began researching COVID-19 mitigation technologies as early as mid-March 2020. It "determined the combination of HVAC-based needlepoint bipolarity ionization (NPBI) and increased filtration to be the most effective option available," says Jacob Besagno, principal. He says Hermanson already has installed functioning NPBI systems in a large corporate complex, a school campus and a medical clinic.

RK Mechanical (**No. 95**) is another firm that has done its homework, reviewing alternative techniques. "In many cases, these solutions had side effects that could cause other issues or carry a high long-term maintenance cost," says Jeff Bushey, general manager of RK Service. RK settled on a few effective methods it feels confident will reduce virus spread, including NPBI (see photo above: an RK worker installs an NPBI device).

For new projects, indoor air quality considerations should be included in the design from the outset. "That is always the least expensive and most effective way to achieve the best results," Gloss advises. ■

to support the opportunity to grow. It also drives the importance of maintaining an excellent company culture to protect current team members from leaving."

Market Plunge

COVID-19 has had a jarring impact on markets. Many firms saw their workloads drop dramatically and only now are beginning to see a recovery. "Job sites were shut down, some projects that were slated to start were canceled," says Len Monfredo, principal at E.M. Duggan Inc. "The economy slowly opened up and we were able to get most of our employees back to the job sites and the office. We lost a quarter of revenue due to the pandemic."

Many firms have similar stories. "In the midst of the COVID-19 crisis, near the end of May, 105 jobs totaling \$79 million across our five divisions had been canceled or delayed," says Whalen of HB Global. He is seeing some movement and recovery now, but the impact has been significant. "The entertainment and hospitality sectors have been hit especially hard."

Some firms working in the oil and gas market have suffered a "double whammy" when a dispute among oil producing countries in February led to a glut in oil on the market, plunging oil prices, followed by the pandemic, which resulted in a rapid decline in consumption, says John W. Zwack, vice president for business development and marketing for CIC Group, the parent company of Nooter and Wyatt.

Zwack says the outlook now for refinery work for Nooter will remain soft throughout 2021. Even many refinery turnarounds have been delayed. However, he says that Wyatt, CIC's nonunion industrial service group, has a more positive outlook. The firms now are looking at the renewable energy market, particularly wind power, to diversify.

Some contractors have felt less of the impact because of the markets they serve. "When COVID-19 hit in early March, we experienced some short-term shutdowns, but fortunately our work is mostly in open air and we were deemed essential, so our projects were able to proceed," says Rob Strobel, CEO of Lithko Contracting LLC.

Many companies serving a variety of markets have seen some positives mixed in with the general gloomy outlook. Bacon of Limbach notes that four out of eight of the firm's principal markets are "going gangbusters." He says the industrial market is strong, with manufacturers continuing to "on-shore" plants rather than build overseas, and the tech market and data centers are flourishing.

Limbach also has seen a surge in health care work. "Now that elective surgeries are being performed again, increasing health care companies' cash flows

hospitals are beginning to plan for new facilities. We have one healthcare customer that just announced plans to build 17 new facilities,” says Bacon.

Some customers are experiencing positive growth from the pandemic as consumer demand and spending has shifted. For example, “consumer goods manufacturers, including paper products, food and cleaning products are thriving, [and] e-commerce, home entertainment and home improvement also appear to be faring well,” says Timothy M. Dunlap, COO of CentiMark. “Conversely, our customers in hospitality and both office and retail commercial real estate are not as fortunate.”

Diversity of Markets

A diverse market portfolio is seen as a key to staying financially healthy. While sectors like commercial office and hospitality have struggled, distribution and data centers have surged. The firms hardest hit have been those tied closely to a specific market. “We estimate that activity has been reduced by 60% or more,” because of its close ties to the oil and gas industry, says Jerri Coward, CEO of Expanse Electric.

KHS&S had a big backlog of hospitality and amuse-



“We also have placed a large focus on the mental health of our employees. The stress and pressure that exists now are far greater than before.”

Keith Douglas,
COO, Rosendin
Electric

ment park work at the start of 2020. “A large portion of these projects has been postponed, suspended or scaled back, resulting in about a 25% reduction in our 2020 projections,” says Cannon.

The impact of the slowdowns has been inconsistent across regions, so a wider regional footprint has helped some firms. “The Bay Area has seen the most significant impact, with many projects coming to a halt or canceled,” says Douglas of Rosendin, but projects have largely continued outside of that area, he says.

Many firms now are moving into new markets, or expanding their presence in some of their current markets, to blunt the impact of the crisis. “With the changing availability of work in some markets, we have enhanced our resume in the data center, chip manufacturing and medical markets. We have extensive experience in each and believe those areas will expand over the next several years,” says Wes McClure, CEO of Wilson Electric.

Firms are not just looking to diversify the markets they operate in, but also their range of services. “Starting a Heavy Civil Demolition Division and bringing on a tenured heavy-civil team has allowed us to win

THE TOP 50 FIRMS IN ELECTRICAL

RANK 2020	RANK 2019	FIRM	(\$ MIL.) 2019 REV.	% CHANGE '18-'19	RANK 2020	RANK 2019	FIRM	(\$ MIL.) 2019 REV.	% CHANGE '18-'19
1	1	QUANTA SERVICES	7,146.2	+12	26	29	FIVE STAR ELECTRIC CORP.	357.0	+2
2	2	EMCOR GROUP INC.	2,201.9	+13	27	25	WAYNE J. GRIFFIN ELECTRIC INC.	353.1	-8
3	4	MYR GROUP INC.	2,071.2	+35	28	26	MOTOR CITY ELECTRIC CO.	325.3	-14
4	3	ROSENDIN ELECTRIC	1,866.3	+14	29	40	O'CONNELL ELECTRIC CO. INC.	302.8	+22
5	5	CUPERTINO ELECTRIC INC.	1,462.0	+25	30	38	ROGERS	294.7	+10
6	7	MDU CONSTRUCTION SERVICES GROUP INC.	1,026.3	+27	31	44	GAYLOR ELECTRIC INC.	292.1	+30
7	6	M.C. DEAN	1,000.5	+23	32	36	MILLER ELECTRIC CO.	290.7	+2
8	9	IES HOLDINGS INC.	940.2	+21	33	37	CLEVELAND ELECTRIC CO.	287.1	+2
9	13	ARCHKEY SOLUTIONS	905.2	+38	34	35	TRI-CITY ELECTRICAL CONTRACTORS INC.	285.0	0
10	10	FAITH TECHNOLOGIES INC.	852.1	+10	35	**	COMFORT SYSTEMS USA INC.	277.2	NA
11	8	MMR	806.0	0	36	49	VALLEY ELECTRIC CO. OF MT. VERNON INC.	273.0	+43
12	16	POWER DESIGN	741.3	+29	37	33	FISK ELECTRIC CO.	257.9	-18
13	12	HELIIX ELECTRIC INC.	725.0	+5	38	**	CENTURI GROUP INC.	246.9	+672
14	11	MASTEC INC.	718.3	-5	39	**	ALLISON SMITH CO.	246.0	+59
15	15	E-J ELECTRIC INSTALLATION CO.	637.1	+7	40	**	WACHTER INC.	239.0	+423
16	22	CACHE VALLEY ELECTRIC CO.	588.7	+29	41	**	ELECTRA USA INC.	238.7	NA
17	14	THE NEWTRON GROUP	543.0	-10	42	**	BAKER ELECTRIC INC.	235.5	NA
18	19	ALDRIDGE ELECTRIC INC.	502.4	+1	43	46	FREESTATE ELECTRICAL COS.	232.0	+8
19	27	ISC CONSTRUCTORS LLC	498.0	+36	44	43	ENCORE ELECTRIC	230.0	+2
20	23	BERGELECTRIC CORP.	469.3	+9	45	45	INGLETT & STUBBS	226.1	+5
21	18	HUNT ELECTRIC CORP.	453.2	-10	46	**	THE MORSE GROUP INC.	212.7	+22
22	24	WALKER ENGINEERING INC.	432.0	+9	47	48	INTERSTATES INC.	212.3	+10
23	28	HATZEL & BUEHLER INC.	416.2	+15	48	**	LAKE ERIE ELECTRIC COS.	211.5	+23
24	34	NEW RIVER ELECTRICAL CORP.	382.0	+30	49	**	JMEG LLC	206.3	+24
25	30	MILLER ELECTRIC CO.	380.0	+13	50	41	COCHRAN INC.	205.8	-11

NA=NOT AVAILABLE. **=NOT PREVIOUSLY RANKED.

and perform work that we would have never chased in the past,” explains Denver of Select Demo.

Going Forward

With the effects of the pandemic still raging, many firms are reporting market uncertainty both short and long term. “Do you have an end date for [COVID-19]?” asks Matthew Englert, co-COO at Rosendin Electric. “We really don’t know what projects will be canceled, delayed or fast-tracked six months from now.”

Crumrine of Interstates is also uncertain about the future. “We don’t believe there will be a clear end to the crisis,” he says, adding that many working assumptions will change permanently, so his firm is preparing employees and systems to be successful in a new environment, whatever may come.

Some firms fear that many effects of the pandemic may not be felt until 2021. “Most of [our clients] are taking some additional time to evaluate the long-term impacts of the market and where those funds are best allocated based off of current conditions,” says Tony Bond, president of BOND Civil & Utility Construction. He expects a market decline in 2021, as many of



“Now is the time to be opportunistic in recruiting people.”

Ted Lynch, CEO, Southland Industries

those customers are pushing work into 2022.

Anxiety heightened by uncertainty around the results of November’s presidential election is a major complication in assessing recovery “Customers seem to be deciding whether to release their budgets or not which is extremely dependent on the upcoming election and which candidate wins. The two candidates have very different approaches for their policies when it comes to energy and infrastructure in the U.S.,” says Paris of Alex E. Paris Contracting.

David Lyon, vice president at McKamish Inc., worries that the biggest impact on the workforce will be in 2021. “We were fortunate to keep most of our staff during the lockdown,” he says, but adds the firm may be unable to keep all field staff in early 2021, due to an anticipated slowdown.

Not everyone is seeing more darkness on the horizon, however. Some markets and regions have stayed strong during the pandemic, and that generated some optimism amongst firms. “For the Denver and Austin areas, I continue to see rising housing markets and a steady flow of incoming people, so it is a strange time,” reports Seth Anderson, CEO of Weifield Group Contracting. He sees a recovery in the first quarter of next year. “We feel the

THE TOP 50 FIRMS IN MECHANICAL

RANK 2020	RANK 2019	FIRM	(\$ MIL.) 2019 REV.	% CHANGE '18-'19	RANK 2020	RANK 2019	FIRM	(\$ MIL.) 2019 REV.	% CHANGE '18-'19
1	1	EMCOR GROUP INC.	4,128.6	+17	26	36	HILL MECHANICAL CORP.	214.8	+22
2	2	COMFORT SYSTEMS USA INC.	1,717.1	+6	27	31	E.M. DUGGAN INC.	210.2	-1
3	3	ACCO ENGINEERED SYSTEMS	1,483.2	+12	28	41	MDU CONSTRUCTION SERVICES GROUP INC.	209.0	+27
4	4	SOUTHLAND INDUSTRIES	1,059.7	+2	29	24	MB MECHANICALS HOLDINGS	206.5	-14
5	5	API GROUP	649.6	-36	30	**	WYATT	200.0	NA
6	9	APOLLO MECHANICAL CONTRACTORS	586.8	+26	31	**	HB GLOBAL LLC	197.8	NA
7	**	HARRIS	581.4	NA	32	33	JOHN E. GREEN CO.	197.1	+4
8	12	LIMBACH HOLDINGS LLC	553.3	+30	33	**	JB HENDERSON CONSTRUCTION	190.9	+85
9	6	TDINDUSTRIES	553.0	-12	34	25	HELM GROUP	180.6	-25
10	7	HARDER MECHANICAL CONTRACTORS INC.	551.0	-11	35	27	KSW MECHANICAL LLC	176.5	-24
11	8	MCKINSTRY	540.7	+5	36	40	SAUER HOLDINGS INC.	175.6	+7
12	**	NOOTER	540.0	+425	37	39	P1 GROUP INC.	173.9	+3
13	26	TEAM INDUSTRIAL SERVICES INC.	535.0	+123	38	38	DORVIN D. LEIS CO., INC	168.0	0
14	11	U.S. ENGINEERING	432.0	-1	39	29	RK MECHANICAL INC.	163.6	-28
15	10	THE BRANDT COS.	424.3	-6	40	43	J.F. AHERN CO.	161.0	+8
16	14	MCKENNEY'S INC.	411.9	+27	41	45	PACIFIC RIM MECHANICAL CONTRACTORS INC.	159.2	+21
17	19	MACDONALD MILLER FACILITY SOLUTIONS	385.0	+38	42	35	IVEY MECHANICAL CO. LLC	152.7	-14
18	15	PAN-PACIFIC MECHANICAL	373.5	+19	43	44	MTECH MECHANICAL	150.4	+3
19	**	INTEGRATED SERVICE CO. LLC (INSERV)	345.0	NA	44	49	FRESH MEADOW MECHANICAL CORP	144.9	+20
20	16	JH KELLY	340.0	+13	45	48	A.O. REED & CO.	144.5	+15
21	13	MURPHY CO. MECHANICAL CONTRACTORS & ENG'RS	325.6	0	46	**	SOUTHERN AIR INC.	129.5	+36
22	18	MMC CONTRACTORS	322.6	+10	47	50	POLK MECHANICAL CO. LLC	129.0	+7
23	23	CRITCHFIELD MECHANICAL INC.	287.7	+19	48	22	MURRAY CO.	125.0	-51
24	21	WDF INC.	260.1	-2	49	46	ARDEN BUILDING COS. LLC	121.5	-7
25	30	HERMANSON CO. LLP	214.9	+1	50	**	ICON MECHANICAL	120.0	+1

NA=NOT AVAILABLE. **=NOT PREVIOUSLY RANKED.

THE TOP 20 FIRMS IN MASONRY

RANK 2020	RANK 2019	FIRM	(\$ MIL.) 2019 REV.	% CHANGE '18-'19
1	1	WESTERN SPECIALTY CONTRACTORS	106.1	+20
2	2	J&E COMPANIES	86.9	+29
3	3	SUN VALLEY MASONRY INC.	78.4	+36
4	4	NORTHLAND CONCRETE & MASONRY CO. LLC	77.0	+34
5	5	IMS MASONRY INC.	51.8	+26
6	20	MID-CONTINENTAL RESTORATION CO.	36.8	+652
7	7	JOHN SMITH MASONRY	34.9	-9
8	9	DEE BROWN INC.	30.9	-17
9	6	OTTO BAUM CO. INC.	30.3	-24
10	13	BRODIE CONTRACTORS INC.	30.0	+9
11	11	SEEDORFF MASONRY INC.	28.8	-7
12	16	OLD NORTH STATE MASONRY LLC	24.7	+60
13	15	MASONRY BUILDERS INC.	24.4	+13
14	14	THE WITMER GROUP	20.6	-13
15	**	RAILROAD CONSTRUCTION CO. INC.	17.8	NA
16	17	RD MASONRY	15.3	+14
17	19	SDB INC.	9.1	+25
18	**	APEX IMAGING SERVICES	8.3	NA
19	**	CONCRETE PROTECTION & RESTORATION INC.	8.3	NA
20	**	INTEGRATED SERVICE CO. LLC (INSERV)	7.3	NA

NA=NOT AVAILABLE. **=NOT PREVIOUSLY RANKED.

THE TOP 20 FIRMS IN CONCRETE

RANK 2020	RANK 2019	FIRM	(\$ MIL.) 2019 REV.	% CHANGE '18-'19
1	1	BAKER CONSTRUCTION ENTERPRISES	1,310.0	+11
2	2	LITHKO CONTRACTING LLC	810.0	+15
3	4	STRUCTURAL GROUP	588.0	-2
4	3	BRANDSAFWAY	583.9	-5
5	6	LARGO CONCRETE INC.	519.0	+11
6	5	CECO CONSTRUCTION GROUP	465.2	-18
7	8	SUNTEC CONCRETE	399.6	+15
8	7	KEYSTONE CONCRETE	362.4	-2
9	10	TAS COMMERCIAL CONCRETE CONSTRUCTION LLC	339.3	+22
10	9	KENT COS. INC.	336.5	+16
11	13	OSBURN CONTRACTORS LLC	304.1	+46
12	15	S & F CONCRETE CONTRACTORS CORP.	262.1	+40
13	**	BOMEL CONSTRUCTION CO. INC.	262.0	NA
14	12	CAPFORM INC.	259.5	+1
15	11	PACIFIC STRUCTURES, INC.	237.7	-14
16	14	CONCRETE STRATEGIES	220.0	+9
17	17	JOSEPH J. ALBANESE INC.	187.1	+7
18	16	CVC HOLDING CORP.	185.3	+2
19	**	MILLER SIERRA CONTRACTORS INC.	170.3	NA
20	**	L. KEELEY CONSTRUCTION	155.6	+338

NA=NOT AVAILABLE. **=NOT PREVIOUSLY RANKED.

THE TOP 20 FIRMS IN WALL AND CEILING

RANK 2020	RANK 2019	FIRM	(\$ MIL.) 2019 REV.	% CHANGE '18-'19
1	1	PERFORMANCE CONTRACTING GROUP INC.	1,072.00	+19
2	2	KHS&S CONTRACTORS	363.1	-1
3	3	STANDARD DRYWALL INC.	362.6	+8
4	4	WESTERN PARTITIONS INC. (WPI)	306.0	+24
5	10	NEVELL GROUP INC.	290.5	+68
6	7	THE RAYMOND GROUP	248.6	+33
7	5	PRECISION WALLS INC.	242.3	+8
8	8	CALIFORNIA DRYWALL CO.	219.5	+22
9	9	BAKER TRIANGLE	207.7	+20
10	6	ACOUSTI ENGINEERING CO. OF FLORIDA	197.3	+4
11	11	NATIONAL CONSTRUCTION ENTERPRISES INC.	185.5	+25
12	12	JACOBSON & COMPANY INC.	145.5	+12
13	**	LEVEL 5 INC.	120.0	+532
14	16	PHILADELPHIA D&M	108.7	+2
15	15	F.L. CRANE & SONS INC.	107.0	-3
16	**	NEW ENGLAND FINISH SYSTEMS LLC	104.5	NA
17	**	THE BERG GROUP LLC	94.1	NA
18	19	TJ WIES CONTRACTING INC.	94.0	+27
19	18	BAYSIDE INTERIORS INC.	92.8	+22
20	17	MIDWEST DRYWALL CO. INC.	82.7	+2

NA=NOT AVAILABLE. **=NOT PREVIOUSLY RANKED.

THE TOP 20 FIRMS IN UTILITY

RANK 2020	RANK 2019	FIRM	(\$ MIL.) 2019 REV.	% CHANGE '18-'19
1	1	QUANTA SERVICES	4,966.0	+3
2	2	MASTEC INC.	3,950.8	+6
3	3	HENKELS & MCCOY INC.	1,620.0	-18
4	**	ARTERA SERVICES	1,546.6	NA
5	**	PRIMORIS SERVICES CORP.	1,466.9	NA
6	4	CENTURI GROUP INC.	1,301.0	-4
7	6	API GROUP	730.8	+27
8	7	INTREN	535.7	+8
9	9	MDU CONSTRUCTION SERVICES GROUP INC.	504.9	+94
10	8	DANELLA COMPANIES INC.	350.0	+13
11	10	RIGGS DISTLER & CO. INC.	308.9	+21
12	12	BOND CIVIL & UTILITY CONSTRUCTION INC.	205.5	+28
13	11	KIELY FAMILY OF COS.	155.6	-6
14	15	DIVERSIFIED UTILITY SERVICES	149.7	+4
15	20	JRCRUZ CORP.	124.2	+82
16	17	W.A. RASIC CONSTRUCTION CO. INC.	118.7	+14
17	**	TILSON	112.0	NA
18	18	ALEX E PARIS CONTRACTING CO.	94.9	-7
19	19	W.A. CHESTER	72.9	0
20	**	BOUDREAU PIPELINE CORP.	66.8	+8

NA=NOT AVAILABLE. **=NOT PREVIOUSLY RANKED.

THE TOP 20 FIRMS IN GLAZING AND CURTAIN WALL

RANK 2020	RANK 2019	FIRM	(\$ MIL.) 2019 REV.	% CHANGE '18-'19
1	1	ENCLOS CORP.	337.0	+1
2	2	HARMON INC.	269.1	-5
3	**	BENSON INDUSTRIES	260.0	NA
4	5	W&W GLASS LLC	175.0	+17
5	4	CROWN CORR INC.	170.4	+7
6	**	MASSEY'S PLATE GLASS & ALUMINUM INC.	150.0	NA
7	3	FLYNN GROUP OF COS.	148.8	-10
8	7	ARCHITECTURAL GLASS & ALUMINUM CO. INC.	135.0	+47
9	6	VENTANA	120.0	+5
10	8	PIONEER CLADDING & GLAZING SYSTEMS INC.	85.2	+29
11	9	ARCHITECTURAL WALL SYSTEMS LLC	60.0	+15
12	10	GIROUX GLASS	56.1	+17
13	11	AJAY GLASS CO.	45.9	+2
14	12	HALEY-GREER INC.	43.0	-4
15	13	KOVACH ENCLOSURE SYSTEMS	36.9	-17
16	17	CRAWFORD TRACEY CORP.	30.4	+5
17	**	ACE GLASS CONSTRUCTION CORP.	28.8	NA
18	18	NATIONAL ENCLOSURE CO. LLC	28.7	+5
19	19	M. G. MCGRATH INC.	25.0	-5
20	**	WESTERN SPECIALTY CONTRACTORS	22.7	+157

NA=NOT AVAILABLE. **=NOT PREVIOUSLY RANKED.

THE TOP 20 FIRMS IN PAINTING

RANK 2020	RANK 2019	FIRM	(\$ MIL.) 2019 REV.	% CHANGE '18-'19
1	1	BRANDSAFWAY	424.2	-1
2	2	ASRC INDUSTRIAL	234.0	+87
3	4	ASCHER BROTHERS CO. INC.	55.3	+6
4	7	GRAYDAZE CONTRACTING INC.	54.6	+25
5	3	JERRY THOMPSON & SONS	51.4	-5
6	**	CHAMPION PAINTING SPECIALTY SERVICES CORP.	50.0	NA
7	6	HARRISON CONTRACTING CO. INC.	48.2	-1
8	5	AVALOTIS CORP.	46.2	-9
9	9	THOMAS INDUSTRIAL COATINGS INC.	44.3	+14
10	12	GEORGE E. MASKER INC.	38.5	+21
11	8	S&Y GROUP INC. (WAS SWANSON & YOUNGDALE)	36.9	-8
12	11	THOMARIOS	36.3	+14
13	16	SOEP PAINTING CORP.	34.0	+26
14	14	LONG PAINTING CO.	31.8	+7
15	18	PENINGTON PAINTING CO.	29.4	+35
16	13	SPECIALTY FINISHES INC.	27.4	-10
17	17	CERTIFIED COATINGS CO.	27.2	+5
18	20	APEX IMAGING SERVICES	25.0	+28
19	**	CALIFORNIA DRYWALL CO.	24.4	+157
20	15	NATIONAL COATINGS INC.	23.9	-15

NA=NOT AVAILABLE. **=NOT PREVIOUSLY RANKED.

THE TOP 20 FIRMS IN EXCAVATION AND FOUNDATION

RANK 2020	RANK 2019	FIRM	(\$ MIL.) 2019 REV.	% CHANGE '18-'19
1	1	KELLER NORTH AMERICA	1,380.4	+9
2	2	MALCOLM DRILLING CO. INC.	502.8	+23
3	4	MASTEC INC.	359.2	+30
4	**	PRIMORIS SERVICES CORP.	312.6	NA
5	**	W.T. BYLER CO. INC.	311.0	NA
6	6	PLATEAU EXCAVATION INC.	285.7	+13
7	3	J. DERENZO CO.	258.0	-10
8	5	BERKEL	253.0	-4
9	7	BEAVER EXCAVATING CO.	227.7	-9
10	8	DRILL TECH DRILLING & SHORING INC.	200.2	-1
11	11	RYAN INC. CENTRAL	184.0	+23
12	10	CONDON-JOHNSON AND ASSOCIATES INC.	183.0	+22
13	**	WEST VALLEY CONSTRUCTION CO. INC.	180.3	NA
14	**	MORRIS-SHEA BRIDGE CO. INC.	170.0	NA
15	9	INDEPENDENCE EXCAVATING INC.	162.8	-17
16	12	MANAFORT BROTHERS	162.1	+13
17	13	VEIT & CO. INC.	143.2	+4
18	16	E.S. WAGNER CO.	119.6	+11
19	15	NICHOLSON CONSTRUCTION CO.	110.2	-10
20	**	RAILROAD CONSTRUCTION CO. INC.	106.9	NA

NA=NOT AVAILABLE. **=NOT PREVIOUSLY RANKED.

THE TOP 20 FIRMS IN ROOFING

RANK 2020	RANK 2019	FIRM	(\$ MIL.) 2019 REV.	% CHANGE '18-'19
1	1	CENTIMARK CORP.	717.5	+14
2	2	FLYNN GROUP OF COMPANIES	409.2	+7
3	3	BAKER ROOFING CO.	252.1	-9
4	4	NATIONS ROOF	195.5	-3
5	5	KALKREUTH ROOFING & SHEET METAL	130.4	-3
6	6	BEST CONTRACTING SERVICES INC.	104.0	+5
7	7	SCHREIBER CORP.	77.0	+5
8	9	KPOST ROOFING & WATERPROOFING	66.4	+5
9	10	LATITE ROOFING LLC	65.5	+7
10	8	THE ROOF DEPOT INC.	64.7	-1
11	11	THE BULLDOG GROUP INC.	62.9	+8
12	12	DOUGLASS COLONY GROUP	59.8	+23
13	14	ORNDORFF & SPAID INC.	50.0	+43
14	17	COMMERCIAL ROOFERS INC.	49.5	+96
15	13	WAYNE'S ROOFING INC.	42.7	+10
16	19	WESTERN SPECIALTY CONTRACTORS	35.4	+60
17	15	KING OF TEXAS ROOFING CO. LP	32.8	+9
18	16	ROOFING SOLUTIONS LLC	31.2	+13
19	18	ALL-SOUTH SUBCONTRACTORS INC.	28.0	+24
20	**	DUNN BUILDING CO. LLC	11.8	+81

NA=NOT AVAILABLE. **=NOT PREVIOUSLY RANKED.

THE TOP 20 FIRMS IN DEMOLITION AND WRECKING

RANK 2020	RANK 2019	FIRM	(\$ MIL.) 2019 REV.	% CHANGE '18-'19
1	1	NORTHSTAR	358.8	+15
2	3	BRANDENBURG INDUSTRIAL SERVICE CO.	271.2	+22
3	2	PENHALL CO.	245.5	-8
4	4	D.H. GRIFFIN WRECKING CO. INC.	155.0	-9
5	6	BIERLEIN COMPANIES INC.	90.7	-2
6	5	SELECT DEMO SERVICES LLC	90.0	-4
7	7	MCM MANAGEMENT CORP.	89.8	+3
8	17	INDEPENDENCE EXCAVATING INC.	73.2	+199
9	**	AMPCO CONTRACTING INC.	60.6	NA
10	9	JDC DEMOLITION CO. INC.	58.0	+20
11	10	NORTH AMERICAN DISMANTLING CORP.	39.6	-1
12	18	VEIT & CO. INC.	33.6	+39
13	16	O'ROURKE WRECKING CO.	33.0	+14
14	**	PERFORMANCE CONTRACTING GROUP INC.	32.0	NA
15	**	THE DEMO CO.	31.9	+40
16	19	PRISM SPECTRUM HOLDINGS LLC	30.1	+27
17	**	ASRC INDUSTRIAL	29.2	+280
18	8	MANAFORT BROTHERS	28.2	-60
19	15	THE BERG CORP.	28.0	-7
20	**	SESSLER COS.	27.8	+28

NA=NOT AVAILABLE. **=NOT PREVIOUSLY RANKED.

THE TOP 20 FIRMS IN ASBESTOS ABATEMENT

RANK 2020	RANK 2019	FIRM	(\$ MIL.) 2019 REV.	% CHANGE '18-'19
1	1	P.A.L. ENVIRONMENTAL SAFETY CORP.	155.1	-18
2	2	NORTHSTAR	132.6	-23
3	3	EIS HOLDINGS LLC (PREVIOUSLY ESA/1PRIORITY)	89.0	+47
4	4	PRISM SPECTRUM HOLDINGS LLC	77.2	+57
5	5	HEPACO LLC	58.2	+24
6	19	PERFORMANCE CONTRACTING GROUP INC.	48.0	+257
7	13	ASRC INDUSTRIAL	43.9	+121
8	7	ARC ABATEMENT	40.5	-4
9	8	ATI	29.6	-13
10	10	DEMOLITION & ASBESTOS REMOVAL INC.	28.7	+7
11	6	PRECISION ENVIRONMENTAL CO.	27.9	-35
12	15	IREX CONTRACTING GROUP	24.0	+30
13	**	STERLING ENVIRONMENTAL CORP.	21.8	NA
14	16	BRANDSAFWAY	20.0	+36
15	12	WINTER ENVIRONMENTAL, DIV. WINTER CONSTR.	17.0	-25
16	14	LAKESHORE ENVIRONMENTAL CONTRACTORS LLC	16.9	-12
17	20	SPRAY SYSTEMS ENVIRONMENTAL	16.2	+56
18	17	ENVIRONMENTAL ASSURANCE CO. INC.	16.2	+13
19	11	INTERNATIONAL ASBESTOS REMOVAL INC.	14.2	-44
20	18	AAC CONTRACTING INC.	13.8	+1

NA=NOT AVAILABLE. **=NOT PREVIOUSLY RANKED.

THE TOP 20 FIRMS IN SHEET METAL

RANK 2020	RANK 2019	FIRM	(\$ MIL.) 2019 REV.	% CHANGE '18-'19
1	1	FLYNN GROUP OF COS.	186.0	+16
2	4	MMC CONTRACTORS	131.8	+50
3	2	THE MCDUGALL FAMILY OF COS.	125.0	+17
4	7	CROWN CORR INC.	113.6	+45
5	8	HILL MECHANICAL CORP.	82.6	+20
6	5	POYNTER SHEET METAL	82.3	+1
7	6	M. G. MCGRATH INC.	75.0	-5
8	3	RK MECHANICAL INC.	66.7	-27
9	9	BONLAND INDUSTRIES INC.	61.5	-2
10	12	J. F. AHERN CO.	50.1	+8
11	11	DEE CRAMER INC.	43.5	-8
12	**	API GROUP	40.6	NA
13	**	IVEY MECHANICAL CO. LLC	38.2	NA
14	15	BEST CONTRACTING SERVICES, INC.	37.6	+7
15	**	MCKAMISH INC.	34.7	NA
16	20	P1 GROUP INC.	33.6	+25
17	**	ATLANIC CONSTRUCTORS INC.	33.5	+81
18	16	CALIFORNIA SHEET METAL WORKS INC.	32.0	-9
19	10	KOVACH ENCLOSURE SYSTEMS	30.2	-44
20	**	DOUGLASS COLONY GROUP	29.5	+23

NA=NOT AVAILABLE. **=NOT PREVIOUSLY RANKED.

THE TOP 20 FIRMS IN STEEL ERECTION

RANK 2020	RANK 2019	FIRM	(\$ MIL.) 2019 REV.	% CHANGE '18-'19
1	1	SCHUFF STEEL CO.	428.0	-29
2	2	SME STEEL	216.5	-10
3	5	MIDWEST STEEL	171.0	+46
4	3	BASDEN STEEL	147.5	+6
5	4	SURE STEEL INC.	106.1	-19
6	7	THE WILLIAMS GROUP	95.5	+24
7	17	PITTSBURG TANK & TOWER GROUP INC.	83.6	+153
8	6	LPR CONSTRUCTION CO.	76.8	-15
9	**	WASHINGTON IRON WORKS	68.5	NA
10	9	SOWLES CO.	61.6	+15
11	10	AREA ERECTORS INC.	60.3	+15
12	18	DUNN BUILDING CO. LLC	47.3	+45
13	13	CSE	43.4	-11
14	19	SUPERIOR RIGGING & ERECTING CO. INC.	38.2	+22
15	11	PATRIOT ERECTORS LLC	37.2	-27
16	15	ASSOCIATED CONSTRUCTION AND ENGINEERING INC.	35.6	0
17	**	CENTURY STEEL ERECTORS CO. LP	34.3	+48
18	14	RED CEDAR STEEL ERECTORS INC.	31.0	-18
19	20	RK MECHANICAL INC.	27.3	+6
20	**	ADAMS & SMITH INC.	25.8	+85

NA=NOT AVAILABLE. **=NOT PREVIOUSLY RANKED.

THE TOP 20 FIRMS IN FIRE PROTECTION AND SPRINKLERS

RANK 2020	RANK 2019	FIRM	(\$ MIL.) 2019 REV.	% CHANGE '18-'19
1	1	API GROUP	1,380.4	-4
2	2	EMCOR GROUP INC.	458.7	-17
3	3	J. F. AHERN CO.	146.7	+8
4	5	SENTINEL SAFETY & SECURITY GROUP LLC	41.6	+11
5	9	MDU CONSTRUCTION SERVICES GROUP INC.	38.8	+42
6	4	PALMETTO AUTOMATIC SPRINKLER CO. INC.	36.4	-11
7	6	MCKINSTRY	36.0	+5
8	8	HILL MECHANICAL CORP.	33.0	+9
9	**	ROMMEL CONSTRUCTION GROUP	28.3	NA
10	**	FREESTATE ELECTRICAL COS.	25.8	+128
11	10	HAMPSHIRE FIRE PROTECTION CO. LLC	24.2	+1
12	**	E.M. DUGGAN INC.	23.4	NA
13	11	JOHN E. GREEN CO.	21.9	+4
14	**	SOUTHLAND INDUSTRIES	18.1	+143
15	17	DORVIN D. LEIS CO. INC.	17.0	+13
16	15	ARDEN BUILDING COS. LLC	15.2	-4
17	**	WESTATES MECHANICAL CORP. INC.	12.1	+17
18	**	ALLIED FIRE & SAFETY EQUIPMENT CO. INC.	12.0	+26
19	**	THE PIPCO COS. LTD.	10.0	-10
20	**	SDB INC.	9.1	+78

* NA=NOT AVAILABLE. ** =NOT PREVIOUSLY RANKED.

market is going to recover fairly nicely after the crisis ends—so we are sharpening our saws and getting the team ready for the next wave.”

Many firms are preparing for the inevitable turnaround in the market, even though that is still sometime in the future. “We are insuring our financial and human resources are well positioned for a comeback by preserving capital, investing in team training and enhancing our Lean Construction processes,” says Cannon of KHS&S. “We are avoiding the narrow-minded view that everything will return as it was post COVID-19, and we are poised and eager to take advantage of new market opportunities.”

On the Web

For expanded content on ENR's Top Lists, see ENR.com/toplists.

Companies

Nooter Refreshes Its Brand



Few firms rose on the Top 600 list more than industrial service contractor Nooter (**No. 38**). But this rise was more a reflection of a corporate move than the market. In the past, Nooter's various subsidiaries, like Nooter Construction, Wyatt Field Service Co. RMF Nooter and AMEX Nooter, filed independently. But corporate parent CIC Group Inc. decided to regroup operations. Going forward, all union operations will be under the Nooter name and all nonunion operations will be under the name Wyatt (**No. 158**). “It’s not a rebranding, but more of a refreshing of our existing brands. We are updating all our branding,” says John W. Zwack, vice president for business development & marketing for CIC. ■

The industry has experienced downturns, even sudden ones, in the past. However, few have hit the industry as widely or as brutally as COVID-19. This has led some firms to be reflective

“When crisis hits an organization, the soul of your company is laid bare,” says Whalen of HB Global. “The COVID-19 pandemic has proven to be the ultimate test. Our people determine how well and how safely we serve businesses and our communities. Our employees continue to persevere through this bizarre situation.” ■

How To Read the Tables

KEY TO TYPE OF FIRM

A=asbestos abatement; **C**=concrete; **D**=demolition/wrecking; **E**=electrical; **F**=fire protection and sprinklers; **G**=glazing/curtain wall; **M**=mechanical; **MA**=masonry; **O**=other; **P**=painting; **R**=roofing; **SH**=sheet metal; **ST**=steel erection; **U**=utility; **W**=wall/ceiling; **X**=excavation/foundation.

Companies are ranked according to construction revenue in 2019 in (\$) millions from specialty contracting in a prime or subcontracting capacity. Firms

that were not ranked in 2018 are designated by double asterisks (**). New contract awards refer to contracts awarded in 2019. NA=not available.

General Building as a category includes commercial buildings, offices stores, educational facilities, government buildings, hospitals, medical facilities, hotels, apartments, housing, etc.

Hazardous Waste includes chemical and nuclear waste treatment, asbestos and lead abatement, etc.

Industrial Process includes pulp and paper mills, steel mills, nonferrous metal refineries, pharmaceutical plants, chemical plants, food and other processing plants, etc.

Manufacturing includes auto, electronic assembly, textile plants, etc.

Petroleum includes refineries, petrochemical plants, offshore facilities, pipelines, etc.

Power includes thermal and hydroelectric power plants, waste-to-energy plants, transmission lines, substations, cogeneration plants, etc.

Sewerage / Solid Waste includes

sanitary and storm sewers, treatment plants, pumping plants, incinerators, industrial waste facilities, etc.

Telecommunications includes transmission lines and cabling, towers and antennae, data centers, etc.

Transportation includes airports, bridges, roads, canals, locks, dredging, marine facilities, piers, railroads, tunnels, etc.

Water Supply includes dams, reservoirs, transmission pipelines, distribution mains, irrigation canals, desalination and potability treatment plants, pumping stations, etc.

MARKETS (% OF 2019 REVENUE)

RANK 2020	RANK 2019	FIRM	FIRM TYPE	2019 REVENUE (\$ MIL)		GENERAL BUILDING	MANUFACTURING	POWER	WATER SUPPLY	SEWER / WASTE	INDUS. / PETROLEUM	TRANSPORTATION	HAZARDOUS WASTE	TELECOM
				TOTAL REVENUE	NEW CONTRACTS									
1	1	QUANTA SERVICES, Houston, Texas	E/U	12,112.2	NA	0	0	56	0	0	0	0	0	3
2	2	EMCOR GROUP INC., Norwalk, Conn.	M/O	9,174.6	NA	64	10	1	2	0	12	3	0	8
3	3	MASTEC INC., Coral Gables, Fla. ³	U/O	7,183.2	7,959.0	2	0	23	0	0	43	0	0	31
4	4	BRANDSAFWAY, Kennesaw, Ga. ⁴	O	4,990.4	NA	29	3	10	0	0	57	1	0	0
5	5	API GROUP, New Brighton, Minn. ⁵	F/O	4,060.0	3,922.0	46	7	10	2	1	22	3	0	8
6	**	PRIMORIS SERVICES CORP., Dallas, Texas	U/O	3,017.7	3,292.0	0	0	5	0	1	25	16	0	0
7	**	ARTERA SERVICES, Atlanta, Ga.	U/O	2,090.0	NA	0	0	12	0	0	0	0	0	0
8	10	MYR GROUP INC., Rolling Meadows, Ill.	E	2,071.2	NA	45	0	0	0	0	0	0	0	0
9	8	COMFORT SYSTEMS USA INC., Houston, Texas	M	1,994.3	2,430.0	66	34	0	0	0	0	0	0	0
10	7	ROSENDIN ELECTRIC, San Jose, Calif.	E	1,866.3	2,553.5	35	0	20	0	0	0	5	0	35
11	12	MDU CONSTRUCTION SERVICES GROUP INC., Bismarck, N.D. ¹¹	E/U	1,849.3	2,053.6	66	0	27	0	0	3	0	0	0
12	11	CENTURI GROUP INC., Phoenix, Ariz. ¹²	U	1,751.0	1,502.6	0	0	14	2	0	74	0	0	0
13	9	KELLER NORTH AMERICA, Hanover, Md. ¹³	X	1,704.2	1,675.3	59	7	6	3	2	6	15	0	2
14	6	HENKELS & MCCOY INC., Blue Bell, Pa.	U	1,620.0	1,500.7	0	0	51	0	0	32	0	0	17
15	13	PERFORMANCE CONTRACTING GROUP INC., Lenexa, Kan. ¹⁵	W/O	1,600.1	1,831.3	59	18	7	0	1	7	6	0	0
16	14	ACCO ENGINEERED SYSTEMS, Pasadena, Calif.	M	1,483.2	1,521.1	100	0	0	0	0	0	0	0	0
17	15	CUPERTINO ELECTRIC INC., San Jose, Calif.	E	1,462.0	NA	45	0	17	0	0	0	0	0	38
18	16	BAKER CONSTRUCTION ENTERPRISES, Monroe, Ohio	C	1,310.0	1,412.5	68	6	2	0	3	10	5	0	0
19	44	TEAM INDUSTRIAL SERVICES INC., Sugar Land, Texas ¹⁹	M/O	1,163.0	1,163.0	0	0	10	0	10	80	0	0	0
20	17	SOUTHLAND INDUSTRIES, Garden Grove, Calif.	M	1,077.9	1,261.0	83	16	0	0	0	0	1	0	0
21	30	ARCHKEY SOLUTIONS, St. Louis, Mo. ²¹	E	1,005.8	NA	64	0	7	0	0	15	4	0	10
22	20	M.C. DEAN, Tysons, Va.	E	1,000.5	1,000.0	0	0	0	0	0	0	0	0	0
23	22	IES HOLDINGS INC., Houston, Texas	E	940.2	NA	100	0	0	0	0	0	0	0	0
24	19	STEELFAB INC., Charlotte, N.C. ²⁴	O	864.6	458.7	55	35	0	0	0	0	10	0	0
25	23	FAITH TECHNOLOGIES INC., Menasha, Wis.	E	852.1	347.0	67	27	2	0	1	1	1	0	2
26	24	CENTIMARK CORP., Canonsburg, Pa. ²⁶	R	813.8	757.2	100	0	0	0	0	0	0	0	0
27	27	LITHKO CONTRACTING LLC, West Chester, Ohio	C	810.0	861.0	93	7	0	0	0	0	0	0	0
28	21	MMR, Baton Rouge, La.	E	806.0	405.0	0	10	0	0	0	85	0	0	5
29	26	FLYNN GROUP OF COS., Kansas City, Mo.	R/SH	744.0	821.3	0	0	0	0	0	0	0	0	0
30	42	POWER DESIGN, Saint Petersburg, Fla.	E	741.3	736.0	100	0	0	0	0	0	0	0	0
31	60	ASRC INDUSTRIAL, Tempe, Ariz. ³¹	P/O	731.2	65.0	21	5	42	0	0	32	0	0	0
32	28	HELIX ELECTRIC INC., San Diego, Calif.	E	725.0	NA	60	10	0	0	5	5	10	0	0
33	29	MCKINSTRY, Seattle, Wash.	M	720.9	720.9	70	10	0	0	0	10	5	0	5
34	25	CECO CONSTRUCTION GROUP, Kansas City, Mo. ³⁴	C/O	687.1	713.4	73	0	0	0	0	27	0	0	0
35	46	NORTHSTAR, New York, N.Y. ³⁵	D	640.1	1,304.0	66	3	26	0	0	4	1	0	0
36	38	E-J ELECTRIC INSTALLATION CO., Long Island City, N.Y.	E	637.1	550.0	30	0	25	5	5	0	30	0	5
37	33	UNIVERSAL PLANT SERVICES INC., Deer Park, Texas ³⁷	O	632.5	717.3	0	0	5	0	0	80	0	0	0
38	228	NOOTER, Fenton, Del.	M	600.0	620.0	6	13	14	0	0	67	0	0	0
39	40	BRIGHTVIEW LANDSCAPE DEVELOPMENT INC., Blue Bell, Pa. ³⁹	O	595.4	NA	100	0	0	0	0	0	0	0	0
40	53	CACHE VALLEY ELECTRIC CO., Logan, Utah	E	588.7	604.4	17	0	20	0	0	27	15	0	21
41	37	STRUCTURAL GROUP, Columbia, Md.	C	588.0	648.0	54	0	12	6	0	16	12	0	0
42	52	APOLLO MECHANICAL CONTRACTORS, Kennewick, Wash.	M	586.8	NA	40	25	0	0	0	25	0	0	10
43	**	HARRIS, St. Paul, Minn.	M	581.4	500.0	51	9	0	1	0	3	3	0	0
44	55	LIMBACH HOLDINGS LLC, Pittsburgh, Pa.	M	553.3	497.8	100	0	0	0	0	0	0	0	0
45	32	TDINDUSTRIES, Dallas, Texas	M	553.0	NA	95	5	0	0	0	0	0	0	0
46	34	HARDER MECHANICAL CONTRACTORS INC., Portland, Ore.	M	551.0	460.0	20	30	0	0	0	50	0	0	0
47	39	THE BRANDT COS., Carrollton, Texas	M	544.0	513.0	65	20	5	0	0	10	0	0	0
48	36	THE NEWTRON GROUP, Baton Rouge, La.	E	543.0	330.0	0	10	20	0	0	70	0	0	0
49	48	INTREN, Union, Ill.	U	535.7	505.3	0	0	0	0	0	0	0	0	0
50	57	BERGELECTRIC CORP., Carlsbad, Calif. ⁵⁰	E	521.4	858.0	80	5	0	0	0	0	5	0	10

FOOTNOTES: 3=TELECOM & OTHER; 4=WORK ACCESS; 5=INDUSTRIAL SPECIALTY SERVICES; 6=INSULATION, SCAFFOLDING, COMMERCIAL CONSTRUCTION, OIL & GAS PIPELINE, STEEL FABRICATION, GARAGE DOOR INSTALLATION AND SERVICE; 11=OTHER; 12=WATER, TRAFFIC CONTROL, FIBER OPTICS, JOINT TRENCH, & MILLING; 13=CONSTRUCTION PRODUCTS; 14=INSULATION; 15=INSULATION; 16=INSULATION; 17=INSULATION; 18=INSULATION; 19=INSULATION; 20=INSULATION; 21=TECHNOLOGIES; 22=STEEL FABRICATION; 23=QUESTMARK FLOORING; 24=INSULATION; 25=INSULATION; 26=INSULATION; 27=INSULATION; 28=INSULATION; 29=INSULATION; 30=INSULATION; 31=INSULATION; 32=INSULATION; 33=INSULATION; 34=INSULATION; 35=INSULATION; 36=INSULATION; 37=INSULATION; 38=INSULATION; 39=INSULATION; 40=INSULATION; 41=INSULATION; 42=INSULATION; 43=INSULATION; 44=INSULATION; 45=INSULATION; 46=INSULATION; 47=INSULATION; 48=INSULATION; 49=INSULATION; 50=INSULATION.

		MARKETS (% OF 2019 REVENUE)														
RANK 2020	2019	FIRM	FIRM TYPE	2019 REVENUE (\$ MIL)		GENERAL BUILDING	MANUFACTURING	POWER	WATER SUPPLY	SEWER / WASTE	INDUS. / PETROLEUM	TRANSPORTATION	HAZARDOUS WASTE	TELECOM		
				TOTAL REVENUE	NEW CONTRACTS											
51	51	LARGO CONCRETE INC., Tustin, Calif.	C	519.0	625.0	100	0	0	0	0	0	0	0	0		
52	59	MALCOLM DRILLING CO. INC., San Francisco, Calif.	X	502.8	731.4	62	1	0	0	1	0	36	0	0		
53	47	ALDRIDGE ELECTRIC INC., Libertyville, Ill.	E	502.4	576.0	5	0	50	0	0	0	45	0	0		
54	**	ISC CONSTRUCTORS LLC, Baton Rouge, La.	E	498.0	NA	0	0	0	0	0	100	0	0	0		
55	35	SCHUFF STEEL CO., Phoenix, Ariz. ⁵⁵	ST	470.6	458.0	74	11	0	0	0	0	15	0	0		
56	**	MMC CONTRACTORS, Kansas City, Mo.	M/SH	454.4	390.6	0	0	0	0	0	0	0	0	0		
57	45	HUNT ELECTRIC CORP., Bloomington, Minn.	E	453.2	453.2	42	35	5	0	0	5	3	0	10		
58	58	KEYSTONE CONCRETE, Houston, Texas ⁵⁸	C	453.0	380.0	90	10	0	0	0	0	0	0	0		
59	62	ISEC INC., Greenwood Village, Colo. ⁵⁹	O	434.2	394.0	88	0	0	0	1	0	11	0	0		
60	49	SME STEEL, West Jordan, Calif. ⁶⁰	ST/O	433.0	433.0	63	12	0	0	0	10	15	0	0		
61	65	BARNHART CRANE AND RIGGING CO., Memphis, Tenn.	O	432.0	400.0	0	15	40	0	0	45	0	0	0		
62	61	WALKER ENGINEERING INC., Irving, Texas	E	432.0	466.0	55	0	0	0	10	15	0	0	20		
63	56	U.S. ENGINEERING, Kansas City, Mo.	M	432.0	320.0	95	5	0	0	0	0	0	0	0		
64	**	W.T. BYLER CO. INC., Houston, Texas	X/O	420.3	600.0	14	10	0	0	0	50	26	0	0		
65	72	HATZEL & BUEHLER INC., Wilmington, Del.	E	416.2	358.4	70	0	0	0	0	13	1	0	16		
66	83	MCKENNEY'S INC., Atlanta, Ga.	M	411.9	294.0	100	0	0	0	0	0	0	0	0		
67	**	PACIFIC STEEL GROUP, San Diego, Calif.	O	410.0	850.0	60	0	0	0	10	0	30	0	0		
68	63	RIGGS DISTLER & CO. INC., Cherry Hill, N.J.	U	401.2	524.0	0	0	12	0	0	10	0	0	3		
69	75	SUNTEC CONCRETE, Phoenix, Ariz.	C	399.6	521.2	64	14	0	0	1	20	1	0	0		
70	102	MACDONALD MILLER FACILITY SOLUTIONS, Seattle, Wash.	M	385.0	253.0	90	10	0	0	0	0	0	0	0		
71	91	NEW RIVER ELECTRICAL CORP, Cloverdale, Va.	E	382.0	382.0	0	0	98	0	0	2	0	0	0		
72	77	MILLER ELECTRIC CO., Jacksonville, Fla.	E	380.0	414.7	82	6	3	2	0	6	1	0	0		
73	111	MURRAY CO., E. Rancho Dominguez, Calif.	M/O	378.7	136.0	72	8	0	0	8	0	12	0	0		
74	85	PAN-PACIFIC MECHANICAL, Fountain Valley, Calif.	M	373.5	486.3	95	0	0	0	0	0	5	0	0		
75	**	INTEGRATED SERVICE CO. LLC (INSERV), Tulsa, Okla.	M	363.1	355.2	0	0	0	0	0	100	0	0	0		
76	69	KHS&S CONTRACTORS, Tampa, Fla.	W	363.1	339.0	100	0	0	0	0	0	0	0	0		
77	76	STANDARD DRYWALL INC., Lakeside, Calif.	W	362.6	453.0	100	0	0	0	0	0	0	0	0		
78	80	J.F. AHERN CO., Fond du Lac, Wis.	M/F	357.7	290.5	47	34	6	1	5	7	0	0	0		
79	73	FIVE STAR ELECTRIC CORP., Ozone Park, N.Y.	E	357.0	372.5	16	0	0	0	0	0	77	0	0		
80	67	WAYNE J. GRIFFIN ELECTRIC INC., Holliston, Mass.	E	353.1	417.2	78	4	1	0	7	0	2	0	8		
81	87	DANELLA COS. INC., Plymouth Meeting, Pa.	U	350.0	350.0	0	0	30	0	0	30	0	0	40		
82	81	CLEVELAND ELECTRIC CO., Atlanta, Ga.	E	345.1	180.1	10	0	30	0	6	10	15	0	29		
83	74	JH KELLY, Longview, Wash.	M	340.0	350.0	15	40	0	0	0	45	0	0	0		
84	104	TAS COMMERCIAL CONCRETE CONSTRUCTION LLC, Houston, Texas	C	339.3	339.3	100	0	0	0	0	0	0	0	0		
85	79	ENCLOS CORP., Eagan, Minn.	G	337.0	NA	100	0	0	0	0	0	0	0	0		
86	95	KENT COS. INC., Grand Rapids, Mich.	C	336.5	419.5	90	10	0	0	0	0	0	0	0		
87	106	HILL MECHANICAL CORP., Franklin Park, Ill.	M/SH	330.4	NA	100	0	0	0	0	0	0	0	0		
88	82	MURPHY CO. MECHANICAL CONTRACTORS AND ENGINEERS, St. Louis, Mo.	M	325.6	285.7	65	23	0	0	0	7	5	0	0		
89	68	MOTOR CITY ELECTRIC CO., Detroit, Mich.	E	325.3	129.0	20	32	0	0	2	15	2	0	3		
90	94	JOSEPH J. ALBANESE INC., Santa Clara, Calif.	C/X	311.9	325.0	85	0	0	0	0	0	15	0	0		
91	117	WESTERN PARTITIONS INC. (WPI), Wilsonville, Ore.	W	306.0	NA	100	0	0	0	0	0	0	0	0		
92	119	P1 GROUP INC., Lenexa, Kan.	M/E	305.0	194.8	49	13	1	0	0	16	0	0	21		
93	64	THE STATE GROUP, Franklin, Tenn.	M/E	305.0	350.0	5	21	13	0	0	44	7	0	10		
94	141	OSBURN CONTRACTORS LLC, Garland, Texas	C	304.1	343.0	100	0	0	0	0	0	0	0	0		
95	70	RK MECHANICAL INC., Denver, Colo.	M	303.0	275.0	79	0	0	8	0	13	0	0	0		
96	116	O'CONNELL ELECTRIC CO. INC., Victor, N.Y.	E	302.8	290.0	30	5	0	0	3	0	5	2	5		
97	99	CLEAN EARTH, Hatboro, Pa.	O	302.3	302.3	14	0	4	0	0	22	22	29	0		
98	89	ROGERS, Alpharetta, Ga.	E	294.7	37.8	95	0	0	0	0	0	0	0	5		
99	118	GAYLOR ELECTRIC INC., Indianapolis, Ind.	E	292.1	275.2	38	17	4	0	1	13	2	0	25		
100	101	MILLER ELECTRIC CO., Omaha, Neb.	E	290.7	304.3	94	0	0	0	0	1	0	0	4		

FOOTNOTES: ⁵⁵=NOT SELF-PERFORMED STEEL ERECTION; ⁵⁸=LANDSCAPE; ⁵⁹=INTERIOR FIXTURES AND FINISHING; ⁶⁰=STEEL FABRICATION

MARKETS (% OF 2019 REVENUE)

RANK 2020	RANK 2019	FIRM	FIRM TYPE	2019 REVENUE (\$ MIL)		GENERAL BUILDING	MANUFACTURING	POWER	WATER SUPPLY	SEWER / WASTE	INDUS. / PETROLEUM	TRANSPORTATION	HAZARDOUS WASTE	TELECOM
				TOTAL REVENUE	NEW CONTRACTS									
101	168	NEVELL GROUP INC., Brea, Calif.	W	290.5	240.2	100	0	0	0	0	0	0	0	0
102	143	HELLAS CONSTRUCTION INC., Austin, Texas ¹⁰²	O	290.0	353.1	100	0	0	0	0	0	0	0	0
103	120	CRITCHFIELD MECHANICAL INC., San Jose, Calif.	M	287.7	250.0	85	0	0	0	0	0	15	0	0
104	112	PLATEAU EXCAVATION INC., Austell, Ga.	X	285.7	312.8	100	0	0	0	0	0	0	0	0
105	98	TRI-CITY ELECTRICAL CONTRACTORS INC., Altamonte Springs, Fla.	E	285.0	234.2	100	0	0	0	0	0	0	0	0
106	124	CROWN CORR INC., Gary, Ind.	SH/G	284.0	282.7	75	13	0	0	0	0	12	0	0
107	122	WACHTER INC., Lenexa, Kan. ¹⁰⁷	E	281.2	270.7	0	7	0	0	0	7	0	0	72
108	151	VALLEY ELECTRIC CO. OF MT. VERNON INC., Everett, Wash.	E	273.0	221.5	40	0	0	0	25	20	15	0	0
109	113	EGAN CO., Brooklyn Park, Minn.	E	271.6	292.4	50	20	0	0	0	0	20	0	10
110	132	BRANDENBURG INDUSTRIAL SERVICE CO., Chicago, Ill.	D	271.2	NA	5	10	15	0	0	50	10	10	0
111	88	HELM GROUP, Freeport, Ill.	M	269.6	315.3	40	5	5	5	5	20	20	0	0
112	100	HARMON INC., Bloomington, Minn.	G	269.1	482.7	99	0	0	0	0	0	1	0	0
113	107	WDF INC., Mount Vernon, N.Y.	M	262.7	312.6	89	0	0	2	0	0	9	0	0
114	157	S & F CONCRETE CONTRACTORS CORP., Hudson, Mass.	C	262.1	218.2	86	3	0	1	1	1	8	0	0
115	**	BOMEL CONSTRUCTION CO. INC., Irvine, Calif.	C	262.0	127.0	100	0	0	0	0	0	0	0	0
116	**	BENSON INDUSTRIES, Portland, Ore.	G	260.0	NA	100	0	0	0	0	0	0	0	0
117	110	CAPFORM INC., Carrollton, Texas	C	259.5	273.8	100	0	0	0	0	0	0	0	0
118	145	L. KEELEY CONSTRUCTION, St. Louis, Mo. ¹¹⁸	C/O	259.4	260.0	30	10	45	2	2	10	2	0	0
119	129	PRECISION WALLS INC., Cary, N.C. ¹¹⁹	W	259.1	193.5	96	4	0	0	0	0	0	0	0
120	96	J. DERENZO CO., Brockton, Mass.	X	258.0	184.0	100	0	0	0	0	0	0	0	0
121	86	FISK ELECTRIC CO., Houston, Texas	E	257.9	705.9	55	0	0	0	10	5	20	0	10
122	127	FREESTATE ELECTRICAL COS., Laurel, Md.	E	257.7	180.4	100	0	0	0	0	0	0	0	0
123	109	BERKEL, Bonner Springs, Kan.	X	253.0	270.0	67	8	4	0	3	10	8	0	0
124	133	WESTERN SPECIALTY CONTRACTORS, St. Louis, Mo.	C/MA	252.6	248.5	66	18	0	0	0	16	0	0	0
125	103	BAKER ROOFING CO., Raleigh, N.C.	R	252.1	252.1	100	0	0	0	0	0	0	0	0
126	158	THE RAYMOND GROUP, Orange, Calif.	W	248.6	NA	100	0	0	0	0	0	0	0	0
127	97	ATI, Anaheim, Calif.	O	246.9	246.9	82	0	0	0	0	0	0	18	0
128	179	ALLISON SMITH CO., Smyrna, Ga.	E	246.0	246.0	50	20	0	0	0	20	0	0	10
129	108	PENHALL CO., Irving, Texas	D	245.5	98.5	30	5	5	5	5	10	40	0	0
130	153	CALIF. DRYWALL CO., San Jose, Calif.	W	243.9	235.5	97	0	0	0	0	0	3	0	0
131	31	BOND CIVIL & UTILITY CONSTRUCTION INC., Medford, Mass.	U	239.0	321.0	26	7	56	0	0	1	10	0	0
132	**	ELECTRA USA INC., New York, N.Y.	E	238.7	337.8	47	0	10	0	0	0	33	0	10
133	105	PACIFIC STRUCTURES INC., San Francisco, Calif.	C	237.7	123.5	100	0	0	0	0	0	0	0	0
134	134	INDEPENDENCE EXCAVATING INC., Independence, Ohio	X/D	236.0	228.1	15	5	10	5	5	5	40	5	0
135	**	BAKER ELECTRIC INC., Escondido, Calif.	E	235.5	332.8	100	0	0	0	0	0	0	0	0
136	125	IREX CONTRACTING GROUP, Lancaster, Pa. ¹³⁶	O	234.2	208.5	47	8	16	0	0	21	2	0	0
137	139	E.M. DUGGAN INC., Canton, Mass.	M	233.5	289.8	100	0	0	0	0	0	0	0	0
138	128	ENCORE ELECTRIC, Lakewood, Colo.	E	230.0	215.0	100	0	0	0	0	0	0	0	0
139	131	NATIONS ROOF, Mobile, Ala.	R	230.0	230.0	50	25	0	0	0	25	0	0	0
140	114	BEAVER EXCAVATING CO., Canton, Ohio	X	227.7	186.3	4	0	17	4	11	10	54	0	0
141	135	INGLETT & STUBBS, Mableton, Ga.	E	226.1	207.6	20	5	0	0	0	0	0	0	0
142	147	VEIT & CO. INC., Rogers, Minn. ¹⁴²	X	223.7	208.6	29	1	16	5	2	5	16	0	0
143	130	ACOUSTI ENGINEERING CO. OF FLORIDA, Orlando, Fla. ¹⁴³	W	221.7	240.2	100	0	0	0	0	0	0	0	0
144	148	CONCRETE STRATEGIES, St. Louis, Mo.	C	220.0	255.0	20	30	0	0	0	40	10	0	0
145	140	JOHN E. GREEN CO., Highland Park, Mich.	M	219.0	219.0	35	40	10	0	5	5	0	5	0
146	**	HB GLOBAL LLC, Harrisburg, Pa.	M	217.6	232.6	80	10	0	0	0	10	0	0	0
147	138	HERMANSON CO. LLP, Kent, Wash.	M	214.9	235.8	75	5	0	0	0	0	20	0	0
148	165	THE MORSE GROUP INC., Freeport, Ill.	E	212.7	150.6	65	20	0	0	10	0	0	0	5
149	150	INTERSTATES INC., Sioux Center, Iowa	E	212.3	229.5	0	8	7	0	3	76	0	0	0
150	169	LAKE ERIE ELECTRIC COS., Westlake, Ohio	E	211.5	211.5	30	40	0	0	10	10	0	0	10

FOOTNOTES: ¹⁰²=SPORTS CONSTRUCTION; ¹⁰⁷=TECHNOLOGY EQUIPMENT RESELLER/PROF. SERVICES; ¹¹⁶=ASPHALT PAVING; ¹¹⁹=COMMERCIAL CLADDING; ¹³⁶=INSULATION; ¹⁴²=CIPP, DREDGING, DIVING; ¹⁴³=FLOORING

					MARKETS (% OF 2019 REVENUE)									
RANK 2020	2019	FIRM	FIRM TYPE	2019 REVENUE (\$ MIL)		GENERAL BUILDING	MANUFACTURING	POWER	WATER SUPPLY	SEWER / WASTE	INDUS. / PETROLEUM	TRANSPORTATION	HAZARDOUS WASTE	TELECOM
				TOTAL REVENUE	NEW CONTRACTS									
151	167	BAKER TRIANGLE, Mesquite, Texas	W	207.7	226.0	90	10	0	0	0	0	0	0	0
152	238	JB HENDERSON CONSTRUCTION, Albuquerque, New Mexico ¹⁵²	M	207.5	93.4	21	77	1	0	0	1	0	0	0
153	121	MB MECHANICALS HOLDINGS, Harrisburg, Pa.	M	206.5	126.2	75	5	5	0	0	5	0	0	0
154	176	JMEG LLC, Farmers Branch, Texas	E	206.3	135.2	84	10	0	0	0	0	6	0	0
155	126	COCHRAN INC., Seattle, Wash.	E	205.8	200.0	70	0	0	0	0	0	0	0	30
156	182	GUARANTEE ELECTRICAL CO., St. Louis, Mo.	E	205.0	NA	50	5	0	5	10	10	0	0	20
157	146	DRILL TECH DRILLING & SHORING INC., Antioch, Calif.	X	200.2	205.0	25	0	5	20	5	0	40	0	0
158	**	WYATT, Houston, Texas	M	200.0	200.0	0	0	0	0	0	100	0	0	0
159	265	DELTA DIVERSIFIED ENTERPRISES INC., Tempe, Ariz.	E	199.3	250.0	45	40	0	0	0	10	5	0	0
160	136	MANAFORT BROTHERS, Plainville, Conn. ¹⁶⁰	X	195.5	194.3	46	0	6	0	0	8	32	8	0
161	166	SAUER HOLDINGS INC., Pittsburgh, Pa.	M	195.1	186.8	85	5	0	0	0	10	0	0	0
162	226	CONTINENTAL ELECTRICAL CONSTRUCTION CO., Oak Brook, Ill.	E	194.0	180.0	65	15	0	0	0	0	0	0	20
163	149	TRI-CITY ELECTRIC CO. OF IOWA, Davenport, Iowa	E	191.4	136.9	61	28	0	0	1	0	1	0	9
164	160	IVEY MECHANICAL CO. LLC, Kosciusko, Miss.	M	190.8	109.1	50	20	0	0	0	30	0	0	0
165	156	DORVIN D. LEIS CO. INC., Kahului, Hawaii	M	188.7	151.9	98	0	0	0	2	0	0	0	0
166	**	DECKER ELECTRIC CO. INC., San Francisco, Calif.	E	187.6	240.2	100	0	0	0	0	0	0	0	0
167	187	NATIONAL CONSTRUCTION ENTERPRISES INC., Ypsilanti, Mich.	W	185.5	224.3	100	0	0	0	0	0	0	0	0
168	159	CVC HOLDING CORP., Sacramento, Calif.	C	185.3	228.6	100	0	0	0	0	0	0	0	0
169	177	PAYNECREST ELECTRIC, St. Louis, Mo.	E	185.0	190.0	35	40	20	0	0	0	0	0	5
170	162	LUDVIK ELECTRIC CO., Lakewood, Colo.	E	184.4	174.4	15	0	0	36	0	2	47	0	0
171	185	RYAN INC. CENTRAL, Janesville, Wis.	X	184.0	186.0	36	0	2	0	62	0	0	0	0
172	183	CONDON-JOHNSON AND ASSOCIATES INC., Oakland, Calif.	X	183.0	175.0	50	0	0	0	0	0	50	0	0
173	123	KSW MECHANICAL LLC, Long Island City, N.Y. ¹⁷³	M	182.0	165.6	95	0	3	0	0	0	2	0	0
174	180	WEST VALLEY CONSTRUCTION CO. INC., Campbell, Calif.	X	180.3	NA	0	0	25	50	0	0	0	0	25
175	203	CUMMINGS ELECTRICAL LP, Fort Worth, Texas	E	180.0	212.1	90	5	0	0	0	5	0	0	0
176	178	NEWKIRK ELECTRIC ASSOCIATES INC., Muskegon, Mich.	E	178.9	153.6	7	7	65	0	0	5	0	0	15
177	**	RAILROAD CONSTRUCTION CO. INC., Paterson, N.J.	C/X	178.2	208.0	0	0	2	0	0	1	84	0	0
178	192	COLLINS ELECTRICAL CO. INC., Stockton, Calif.	E	176.9	152.0	78	0	18	0	1	0	3	0	0
179	170	REMEDIAL CONSTRUCTION SERVICES LP, Houston, Texas ¹⁷⁹	O	176.8	76.8	0	0	18	0	0	60	0	0	0
180	142	BAKER GROUP, Ankeny, Iowa ¹⁸⁰	M	176.5	210.5	80	2	0	1	0	14	0	0	3
181	184	W&W GLASS LLC, Nanuet, N.Y.	G	175.0	250.0	80	0	0	0	0	0	20	0	0
182	195	ERMCO INC., Indianapolis, Ind.	E	172.5	NA	30	5	0	5	0	20	20	0	20
183	234	MIDWEST STEEL, Detroit, Mich.	ST	171.0	155.0	10	65	0	0	0	21	2	2	0
184	216	NORTHLAND CONCRETE & MASONRY CO. LLC, Shakopee, Minn.	C/MA	171.0	150.0	70	15	0	0	0	15	0	0	0
185	198	VAUGHN INDUSTRIES LLC, Carey, Ohio	E	171.0	153.0	35	50	0	0	0	0	0	0	5
186	**	MILLER SIERRA CONTRACTORS INC., Euless, Texas	C	170.3	123.3	100	0	0	0	0	0	0	0	0
187	**	MORRIS-SHEA BRIDGE CO. INC., Irondale, Ala.	X	170.0	170.0	25	25	0	0	0	50	0	0	0
188	239	PETILLO INC., Flanders, N.J. ¹⁸⁸	U/O	169.7	203.4	100	0	0	0	0	0	0	0	0
189	163	AMTECK LLC, Lexington, Ky.	E	169.0	169.0	15	70	0	0	0	0	0	0	15
190	175	ARDEN BUILDING COS. LLC, Pawtucket, R.I. ¹⁹⁰	M	168.7	154.5	40	15	3	2	3	22	8	0	5
191	181	COMMONWEALTH ELECTRIC CO. OF THE MIDWEST, Lincoln, Neb.	E	166.6	221.9	55	0	2	0	0	30	4	0	8
192	206	ATLANTIC CONSTRUCTORS INC., Richmond, Va. ¹⁹²	M	165.0	164.2	77	0	0	0	0	23	0	0	0
193	189	YTG LLC, Philadelphia, Miss. ¹⁹³	E	164.4	263.4	52	25	0	0	0	22	1	0	0
194	173	TEC INDUSTRIAL, Kingsport, Tenn.	M/E	162.0	193.4	0	0	6	0	0	94	0	0	0
195	230	SOUTHERN AIR INC., Lynchburg, Va.	M	161.9	152.3	80	14	0	0	0	6	0	0	0
196	174	H.J. MARTIN AND SON, Green Bay, Wis. ¹⁹⁶	O	160.9	127.8	98	1	0	0	0	0	1	0	0
197	**	H2I GROUP, Minneapolis, Minn. ¹⁹⁷	O	160.1	156.8	100	0	0	0	0	0	0	0	0
198	207	PACIFIC RIM MECHANICAL CONTRACTORS INC., San Diego, Calif.	M	159.2	NA	100	0	0	0	0	0	0	0	0
199	217	HEPACO LLC, Charlotte, N.C.	A/O	157.2	157.2	0	0	0	0	0	0	0	100	0
200	204	CEC COMPANIES, Irving, Texas	E	157.0	252.0	50	10	15	0	0	10	0	0	15

FOOTNOTES: 152=GENERAL CONTRACTOR; 160=RAIL; 173=SOLAR; 179=ENVIRONMENTAL REMEDIATION; 180=AUTOMATION/FIRE ALARM/SECURITY; 188=SITE WORK; 190=ENGINEERING; 192=PROCESS PIPING, INDUSTRIAL SERVICES, PLANT MAINTENANCE; 193=PLUMBING; 196=COMMERCIAL & RESIDENTIAL FLOORING, FIXTURES & MILLWORK INSTALLATION, POLISHED CONCRETE, DOORS & HARDWARE; 197=LABORATORY PRODUCTS, ATHLETIC PRODUCTS, STORAGE PRODUCTS, INTERIOR BUILDOUTS

MARKETS (% OF 2019 REVENUE)

RANK 2020	RANK 2019	FIRM	FIRM TYPE	2019 REVENUE (\$ MIL)		GENERAL BUILDING	MANUFACTURING	POWER	WATER SUPPLY	SEWER / WASTE	INDUS. / PETROLEUM	TRANSPORTATION	HAZARDOUS WASTE	TELECOM
				TOTAL REVENUE	NEW CONTRACTS									
201	**	SARGENT ELECTRIC CO., Pittsburgh, Pa.	E/U	156.9	193.0	12	5	40	0	0	35	3	0	5
202	137	KIELY FAMILY OF COS., Tinton Falls, N.J.	U	155.6	141.1	0	0	0	5	0	95	0	0	0
203	200	PRIME CONTROLS, Lewisville, Texas ²⁰³	O	155.4	133.1	0	25	0	18	17	35	0	0	0
204	287	JRCRUZ CORP., Aberdeen, N.J.	U	155.3	146.3	0	0	10	0	70	0	20	0	0
205	155	P.A.L. ENVIRONMENTAL SAFETY CORP., Long Island City, N.Y.	A	155.1	128.3	100	0	0	0	0	0	0	0	0
206	171	D. H. GRIFFIN WRECKING CO. INC., Greensboro, N.C.	D	155.0	116.0	30	10	40	0	5	10	5	0	0
207	285	DUCCI ELECTRICAL CONTRACTORS INC., Farmington, Conn.	E	154.8	151.8	50	0	0	0	0	0	50	0	0
208	194	FRESH MEADOW MECHANICAL CORP., Fresh Meadows, N.Y. ²⁰⁸	M	152.5	150.5	85	0	5	0	0	0	5	0	0
209	186	MONA ELECTRIC GROUP INC., Clinton, Md.	E	151.9	92.0	95	0	0	0	0	0	0	0	5
210	188	MTECH MECHANICAL, Westminster, Colo.	M	150.4	139.1	90	5	0	0	0	5	0	0	0
211	**	MASSEY'S PLATE GLASS & ALUMINUM INC., Branford, Conn.	G	150.0	105.0	100	0	0	0	0	0	0	0	0
212	190	DIVERSIFIED UTILITY SERVICES, Bakersfield, Calif.	U	149.7	149.7	0	0	95	0	0	0	0	0	5
213	199	BASDEN STEEL, Burleson, Texas	ST	147.5	140.2	100	0	0	0	0	0	0	0	0
214	201	KELSO-BURNETT CO., Rolling Meadows, Ill.	E	146.4	159.8	60	16	0	0	4	0	0	0	20
215	211	JACOBSON & CO. INC., Elizabeth, N.J.	W	145.5	200.0	100	0	0	0	0	0	0	0	0
216	337	IPS (INDUSTRIAL POWER SYSTEMS), Rossford, Ohio ²¹⁶	M	144.9	NA	0	50	0	0	0	50	0	0	0
217	197	BEST CONTRACTING SERVICES INC., Gardena, Calif.	R/SH	144.5	144.5	100	0	0	0	0	0	0	0	0
218	219	A.O. REED & CO., San Diego, Calif.	M	144.5	146.9	100	0	0	0	0	0	0	0	0
219	225	ROMMEL CONSTRUCTION GROUP, Lititz, Pa.	M/E	141.5	101.4	70	0	0	0	0	0	30	0	0
220	213	DONLEY'S, Cleveland, Ohio	C	138.3	155.3	97	2	0	0	1	0	0	0	0
221	191	GREENBERRY INDUSTRIAL LLC, Vancouver, Wash. ²²¹	M	138.0	145.0	8	5	8	0	0	67	2	10	0
222	214	EXPANSE ELECTRICAL CO., Houston, Texas	E	137.7	137.7	0	0	0	0	0	100	0	0	0
223	222	WILSON ELECTRIC SERVICES CORP., Tempe, Ariz.	E	137.0	137.0	82	7	0	0	5	0	0	0	6
224	279	ARCHITECTURAL GLASS & ALUMINUM CO. INC., Livermore, Calif.	G	135.0	NA	80	0	0	0	0	0	20	0	0
225	193	WAYNE BROTHERS COS., Davidson, N.C. ²²⁵	C/X	133.6	126.9	60	0	15	0	5	0	5	0	15
226	202	CHAPEL ELECTRIC CO. LLC, Dayton, Ohio	E	132.0	131.5	64	16	0	0	0	0	0	0	20
227	221	THE WILLIAMS GROUP, Merrifield, Va. ²²⁷	ST	131.7	140.0	61	0	0	0	0	29	10	0	0
228	209	W. BRADLEY ELECTRIC INC., Novato, Calif.	E	131.2	131.2	70	0	0	0	0	0	0	0	30
229	316	CORBINS ELECTRIC, Phoenix, Ariz.	E	130.8	95.6	53	24	0	0	0	20	3	0	0
230	205	KALKREUTH ROOFING & SHEET METAL, Wheeling, W.Va.	R	130.4	113.3	79	8	0	0	2	4	2	5	0
231	220	B&I CONTRACTORS INC., Fort Myers, Fla. ²³¹	M	129.6	127.6	97	1	0	0	1	0	1	0	0
232	227	POLK MECHANICAL CO. LLC, Grand Prairie, Texas	M	129.0	151.0	75	7	0	0	0	18	0	0	0
233	243	COMNET COMMUNICATIONS LLC, Bethel, Conn. ²³³	O	127.3	134.1	0	0	0	0	0	0	0	0	100
234	286	OKLAHOMA ELECTRICAL SUPPLY CO., Okla. City, Okla. ²³⁴	E	127.0	105.0	50	0	25	0	0	2	0	0	23
235	256	W.L. FRENCH EXCAVATING CORP., North Billerica, Mass.	O	126.9	NA	0	0	0	0	0	0	0	0	0
236	229	ALEX E. PARIS CONTRACTING CO., Atlasburg, Pa.	U	126.5	80.0	0	0	0	10	10	80	0	0	0
237	215	PRECISION CONCRETE CONSTRUCTION INC., Alpharetta, Ga.	C	125.9	110.2	40	40	10	0	0	0	10	0	0
238	246	THE MCDUGALL FAMILY OF COS., Nashville, Tenn.	SH	125.0	95.0	90	5	0	0	0	5	0	0	0
239	260	FEYEN ZYLSTRA LLC, Grand Rapids, Mich.	E	123.3	106.4	60	20	0	0	0	20	0	0	0
240	264	KIMBEL MECHANICAL SYSTEMS INC., Fayetteville, Ark.	M	121.4	NA	100	0	0	0	0	0	0	0	0
241	313	PRISM SPECTRUM HOLDINGS LLC, Export, Pa.	D/A	120.6	107.3	40	0	0	0	0	30	0	30	0
242	231	ICON MECHANICAL, Granite City, Ill.	M	120.0	136.4	60	10	0	0	0	30	0	0	0
243	598	LEVEL 5 INC., Santa Clara, Calif. ²⁴³	W	120.0	65.0	100	0	0	0	0	0	0	0	0
244	236	VENTANA, Chicago, Ill.	G	120.0	132.1	100	0	0	0	0	0	0	0	0
245	244	E.S. WAGNER CO., Ore., Ohio	X	119.6	29.3	1	0	0	2	1	14	82	0	0
246	270	ACE ELECTRIC INC., Valdosta, Ga.	E	119.4	109.1	54	46	0	0	0	0	0	0	0
247	**	FAULCONER CONSTRUCTION CO. INC., Charlottesville, Va.	U/X	119.0	156.8	40	0	0	0	30	0	30	0	0
248	250	W.A. RASIC CONSTRUCTION CO. INC., Long Beach, Calif.	U	118.7	405.0	0	0	20	20	25	15	0	0	20
249	248	R.T. MOORE CO. INC., Indianapolis, Ind.	M	116.6	115.0	100	0	0	0	0	0	0	0	0
250	261	THE TRI-M GROUP LLC, Kennett Square, Pa. ²⁵⁰	E/O	116.3	105.7	41	23	4	0	0	27	1	0	4

FOOTNOTES: ²⁰³—CONTROLS; ²⁰⁸—LOGISTICS; ²¹⁶—EPC (ENGINEER PROCUREMENT CONSTRUCTION); ²²¹—STEEL FABRICATION; ²²⁵—INDUSTRIAL; ²²⁷—STEEL FABRICATION; ²²⁸—PLUMBING; ²³³—DATA/LOW VOLTAGE; ²³⁴—TELEDATA; ²⁴³—DRYWALL/FRAMING/INSULATION/PLASTER & FIREPROOFING; ²⁵⁰—NETWORK SERVICES (07), BAS (21), SECURITY (3) SYSTEMS

								MARKETS (% OF 2019 REVENUE)							
RANK		FIRM	FIRM TYPE	2019 REVENUE (\$ MIL)		GENERAL BUILDING	MANUFACTURING	POWER	WATER SUPPLY	SEWER / WASTE	INDUS. / PETROLEUM	TRANSPORTATION	HAZARDOUS WASTE	TELECOM	
2020	2019			TOTAL REVENUE	NEW CONTRACTS										
251	310	J&E COMPANIES, Grand Prairie, Texas	MA/W	115.8	103.5	100	0	0	0	0	0	0	0	0	
252	297	WHITE ELECTRICAL CONSTRUCTION CO., Atlanta, Ga.	E	115.1	95.4	5	20	30	0	10	30	0	0	5	
253	273	W.G. TOMKO INC., Finleyville, Pa. ²⁵³	M	115.0	115.5	95	0	0	0	0	5	0	0	0	
254	271	CHARTER MECHANICAL, Portland, Ore.	M	112.9	144.0	30	65	0	5	0	0	0	0	0	
255	210	F.L. CRANE & SONS INC., Fulton, Miss. ²⁵⁵	W	112.6	138.6	92	3	0	0	0	0	5	0	0	
256	281	FLY & FORM STRUCTURES INC., Atlanta, Ga.	C	112.5	165.0	100	0	0	0	0	0	0	0	0	
257	233	LETSOS CO., Houston, Texas	M	112.1	39.0	91	0	0	0	0	9	0	0	0	
258	334	TILSON, Portland, Maine	U	112.0	122.0	0	0	0	0	0	0	0	0	100	
259	223	NICHOLSON CONSTRUCTION CO., Canonsburg, Pa.	X	110.2	93.7	11	0	11	44	3	4	27	0	0	
260	293	BROADWAY ELECTRIC INC., Elk Grove Village, Ill.	E	110.0	120.0	65	10	0	0	0	20	0	0	5	
261	247	PHILADELPHIA D&M, Plymouth Meeting, Pa.	W	108.7	99.0	100	0	0	0	0	0	0	0	0	
262	280	BEL-AIRE MECHANICAL INC., Phoenix, Ariz.	M	108.7	67.3	93	7	0	0	0	0	0	0	0	
263	295	MCCARL'S LLC, Beaver Falls, Pa.	M	108.0	70.0	0	5	25	0	5	65	0	0	0	
264	196	MCHUGH CONCRETE CONSTRUCTION INC., Chicago, Ill.	C	107.6	NA	100	0	0	0	0	0	0	0	0	
265	251	RUTTURA & SONS CONSTRUCTION CO. INC., West Babylon, N.Y.	X	107.3	121.5	80	0	0	0	0	0	20	0	0	
266	**	ADAMS ELECTRIC CO., Greensboro, N.C. ²⁶⁶	E	106.6	144.3	75	15	0	0	0	5	0	0	5	
267	208	SURE STEEL INC., South Weber, Utah	ST	106.1	103.0	0	0	0	0	0	0	0	0	0	
268	240	VAN ERT ELECTRIC CO. INC., Wausau, Wis. ²⁶⁸	E	106.0	NA	44	7	10	1	7	22	3	0	6	
269	**	NEW ENGLAND FINISH SYSTEMS LLC, Salem, N.H.	W	104.5	136.8	100	0	0	0	0	0	0	0	0	
270	327	PERLECTRIC INC., Fairfax, Va.	E	103.8	60.9	100	0	0	0	0	0	0	0	0	
271	263	HUMPHREY & ASSOCIATES INC., Carrollton, Texas	E	103.8	NA	75	12	0	0	0	13	0	0	0	
272	245	AMERICAN DIRECT, Lenexa, Kan. ²⁷²	O	103.0	100.0	25	5	0	0	0	0	5	0	10	
273	302	AREA ENERGY & ELECTRIC INC., Sidney, Ohio	M/E	103.0	30.0	15	30	10	5	10	25	0	0	5	
274	277	ENTERPRISE PROPERTIES INC., Omaha, Neb.	C	102.4	98.0	54	0	0	4	16	0	24	0	2	
275	253	B.T. MANCINI CO. INC., Milpitas, Calif. ²⁷⁵	O	101.0	110.7	80	10	0	0	0	0	10	0	0	
276	298	UNITED FORMING INC., Austell, Ga.	C	100.2	104.8	100	0	0	0	0	0	0	0	0	
277	320	HYPOWER INC., Fort Lauderdale, Fla.	E	100.2	150.0	60	0	10	0	0	0	10	0	20	
278	258	ACS SYSTEM ASSOCIATES, Mount Vernon, N.Y.	M	100.0	150.0	100	0	0	0	0	0	0	0	0	
279	249	M.G. MCGRATH INC., Farmington, Minn.	SH/G	100.0	100.0	100	0	0	0	0	0	0	0	0	
280	257	ELDECO INC., Greenville, S.C.	E	99.5	87.4	30	30	0	0	0	40	0	0	0	
281	303	JOHN A. PENNEY CO. INC., Cambridge, Mass. ²⁸¹	E	99.1	44.2	100	0	0	0	0	0	0	0	0	
282	275	WEIFIELD ELECTRICAL CONTRACTING, Centennial, Colo.	E	99.0	156.0	100	0	0	0	0	0	0	0	0	
283	323	HI-TECH ELECTRIC INC., Houston, Texas	E	98.9	92.4	95	0	0	0	0	0	0	0	5	
284	299	ELLINGSON COS., West Concord, Minn. ²⁸⁴	U/O	98.2	86.2	0	0	0	33	0	53	0	0	0	
285	311	GOYETTE MECHANICAL CO., Flint, Mich.	M/SH	98.2	83.0	60	25	0	15	0	0	0	0	0	
286	282	SERETTA CONSTRUCTION, Apopka, Fla.	C	96.3	96.3	100	0	0	0	0	0	0	0	0	
287	266	QUESTMARK, A DIVISION OF CENTIMARK CORP., Canonsburg, Pa. ²⁸⁷	O	96.3	85.3	50	25	0	0	0	25	0	0	0	
288	335	SCHLOUCH INC., Blandon, Pa. ²⁸⁸	X	95.6	77.1	58	1	2	6	15	0	17	0	0	
289	**	VELLUTINI CORP., DBA ROYAL ELECTRIC CO., Sacramento, Calif.	E	94.7	12.6	40	0	0	0	0	0	60	0	0	
290	339	GAINES & CO., Reisterstown, Md. ²⁹⁰	U	94.2	96.4	83	0	0	10	0	0	7	0	0	
291	**	THE BERG GROUP LLC, Chaska, Minn.	W	94.1	83.2	100	0	0	0	0	0	0	0	0	
292	328	TJ WIES CONTRACTING INC., Lake St. Louis, Mo.	W	94.0	68.9	100	0	0	0	0	0	0	0	0	
293	**	MCKAMISH INC., Pittsburgh, Pa. ²⁹³	M/SH	93.7	137.3	71	20	0	0	0	6	0	0	2	
294	283	J.M. BRENNAN INC., Milwaukee, Wis.	M	93.5	65.6	70	15	0	0	0	15	0	0	0	
295	284	UNIVERSAL BUILDERS SUPPLY LLC, New Rochelle, N.Y. ²⁹⁵	O	93.0	82.0	100	0	0	0	0	0	0	0	0	
296	405	PATRIOT ERECTORS LLC, Dripping Springs, Texas ²⁹⁶	ST/O	92.9	64.2	70	0	0	0	0	30	0	0	0	
297	321	BAYSIDE INTERIORS INC., Fremont, Calif.	W	92.8	95.0	100	0	0	0	0	0	0	0	0	
298	254	MUTH ELECTRIC INC., Mitchell, S.D.	E	92.6	106.3	37	18	18	1	8	4	9	0	5	
299	325	RACHEL CONTRACTING, St. Michael, Minn.	X	92.4	100.0	59	0	25	0	0	15	1	0	0	
300	392	MENARD GROUP USA, Carnegie, Pa.	X	91.7	91.8	23	21	1	4	6	18	20	0	0	

FOOTNOTES: ²⁵³=OIL AND GAS/FABRICATION; ²⁵⁵=RESIDENT, CARPET, TILE FLOORING, HANDRAILS & SKIDS; ²⁶⁶=DATA/UNDERGROUND; ²⁶⁸=TELECOM; ²⁷²=TOTAL SECURITY DOORS, HARDWARE, ACCESS; ²⁷⁵=VARIOUS TRADES; ²⁸¹=SECURITY; ²⁸⁴=AG & CPP; ²⁸⁷=FLOORING; ²⁸⁸=PAVING; ²⁹⁰=ROAD BUILDING; ²⁹³=PLUMBING; ²⁹⁵=SPECIALTY; ²⁹⁶=STEEL FABRICATION

MARKETS (% OF 2019 REVENUE)

RANK 2020	2019	FIRM	FIRM TYPE	2019 REVENUE (\$ MIL)		GENERAL BUILDING	MANUFACTURING	POWER	WATER SUPPLY	SEWER / WASTE	INDUS. / PETROLEUM	TRANSPORTATION	HAZARDOUS WASTE	TELECOM
				TOTAL REVENUE	NEW CONTRACTS									
301	340	A-C ELECTRIC CO., Bakersfield, Calif.	E	91.4	79.4	60	0	20	5	0	5	5	0	5
302	331	SDB INC., Tempe, Ariz. ³⁰²	E/W/O	91.0	79.4	45	35	0	0	0	5	5	0	10
303	278	BIERLEIN COS. INC., Midland, Mich.	D	90.7	70.0	10	10	60	0	0	20	0	0	0
304	274	SELECT DEMO SERVICES LLC, Salem, N.H.	D	90.0	90.0	65	0	0	0	0	0	15	20	0
305	288	MCM MANAGEMENT CORP., Sylvan Lake, Mich.	D	89.8	60.0	10	0	0	0	0	50	0	10	0
306	332	DOUGLASS COLONY GROUP, Commerce City, Colo.	R/SH	89.3	102.0	100	0	0	0	0	0	0	0	0
307	367	EIS HOLDINGS LLC (FORMERLY ESA/1PRIORITY), Commerce City, Colo.	A	89.0	55.0	10	0	20	0	0	30	10	30	0
308	309	RICHARD GOETTLE INC., Cincinnati, Ohio	X	88.8	130.3	0	0	0	0	0	0	0	0	0
309	345	HEMMA CONCRETE INC., Marietta, Ga.	C	86.7	103.6	100	0	0	0	0	0	0	0	0
310	**	CENTURY CONCRETE, Virginia Beach, Va.	C	86.6	97.3	35	40	0	10	0	0	15	0	0
311	272	OIL CAPITAL ELECTRIC, Broken Arrow, Okla.	E	86.3	90.0	55	5	0	10	20	10	0	0	0
312	312	APG, Clearwater, Fla.	E	86.2	90.0	100	0	0	0	0	0	0	0	0
313	**	JOSLIN CONSTRUCTION, Kingwood, Texas	U/C/X	85.9	91.8	100	0	0	0	0	0	0	0	0
314	344	PIONEER CLADDING & GLAZING SYSTEMS INC., Mason, Ohio	G	85.2	55.8	100	0	0	0	0	0	0	0	0
315	341	MKD ELECTRIC INC., Elgin, Ill.	E	85.0	72.0	0	40	10	0	0	45	0	0	5
316	314	FLAGGER FORCE TRAFFIC CONTROL SERVICES, Hummelstown, Pa. ³¹⁶	O	84.8	84.8	0	0	45	0	0	0	20	0	35
317	289	FIORE & SONS INC., Denver, Colo. ³¹⁷	X/O	84.6	78.5	73	16	2	7	0	2	0	0	0
318	**	CORRIGAN CO. MECHANICAL CONTRACTORS, St. Louis, Mo.	M	84.5	49.3	35	15	20	0	15	15	0	0	0
319	255	HARDROCK CONCRETE PLACEMENT CO. INC., Phoenix, Ariz.	C	84.1	82.3	100	0	0	0	0	0	0	0	0
320	300	PITTSBURG TANK & TOWER GROUP INC., Henderson, Ky.	ST	83.6	97.2	18	22	3	30	0	0	0	0	27
321	318	APEX IMAGING SERVICES, Pomona, Calif.	P/W	83.3	92.5	100	0	0	0	0	0	0	0	0
322	444	C3M POWER SYSTEMS LLC, Capitol Heights, Md.	E	83.1	119.5	4	0	0	0	0	0	96	0	0
323	**	COASTAL MECHANICAL SERVICES LLC, Melbourne, Fla.	M/SH	83.0	77.3	100	0	0	0	0	0	0	0	0
324	324	STARK EXCAVATING INC., Bloomington, Ill. ³²⁴	C/O	82.8	78.5	30	0	0	8	13	0	49	0	0
325	304	MIDWEST DRYWALL CO. INC., Wichita, Kan.	W	82.7	125.0	100	0	0	0	0	0	0	0	0
326	292	TRAFFIC CONTROL DEVICES INC., Altamonte Springs, Fla.	E	82.4	115.6	0	0	0	0	0	0	100	0	0
327	259	HUSSUNG MECHANICAL CONTRACTORS INC., Louisville, Ky.	M	82.3	75.0	70	15	0	0	0	15	0	0	0
328	305	POYNTER SHEET METAL, Greenwood, Ind.	SH	82.3	72.4	60	30	0	0	0	10	0	0	0
329	294	MARTIN PETERSEN CO. INC., Kenosha, Wis.	M	82.0	84.5	60	20	0	0	0	20	0	0	0
330	338	MILLER INSULATION CO. INC., Bismarck, N.D. ³³⁰	O	81.7	44.6	25	0	0	0	0	75	0	0	0
331	317	THOMPSON ELECTRIC CO., Sioux City, Iowa	E	81.4	78.1	52	15	2	2	2	25	0	0	2
332	290	BUIST ELECTRIC INC., Byron Center, Mich.	E	80.5	61.3	55	20	0	0	0	15	0	0	10
333	351	CJ DRILLING INC., Dundee, Ill.	X	79.2	52.5	0	0	95	0	0	0	5	0	0
334	346	DUNN BUILDING CO. LLC, Birmingham, Ala. ³³⁴	ST	78.9	112.0	10	30	0	0	0	60	0	0	0
335	379	SUN VALLEY MASONRY INC., Phoenix, Ariz.	MA	78.4	78.4	100	0	0	0	0	0	0	0	0
336	330	SCHREIBER CORP., Wixom, Mich.	R	77.0	78.0	5	75	5	0	0	15	0	0	0
337	**	THE CIRCLE GROUP, Alpharetta, Ga.	W	76.8	78.8	100	0	0	0	0	0	0	0	0
338	237	LPR CONSTRUCTION CO., Loveland, Colo.	ST	76.8	76.8	48	9	8	0	0	17	18	0	0
339	319	MID-CITY ELECTRIC/TECHNOLOGIES, Westerville, Ohio ³³⁹	E	76.5	33.0	95	0	0	0	0	5	0	0	0
340	369	KIMMINS CONTRACTING CORP., Tampa, Fla.	U	76.4	100.0	25	0	0	25	25	0	25	0	0
341	350	THE SYSTEMS GROUP, El Dorado, Ark.	M	75.7	77.1	0	0	0	0	0	100	0	0	0
342	333	KPOST ROOFING & WATERPROOFING, Dallas, Texas ³⁴²	R	75.5	24.5	84	16	0	0	0	0	0	0	0
343	326	DIGESARE GROUP, Schenectady, N.Y.	M	75.2	60.0	80	20	0	0	0	0	0	0	0
344	409	FOUNDATION CONSTRUCTORS INC., Oakley, Calif.	X	75.1	66.8	70	0	10	0	5	0	15	0	0
345	354	TAYLOR ELECTRIC INC., Salt Lake City, Utah	E	74.9	19.5	94	0	0	0	0	0	4	0	2
346	387	CANNON & WENDT ELECTRIC CO. INC., Phoenix, Ariz.	E	74.8	40.5	100	0	0	0	0	0	0	0	0
347	296	J.RANCK ELECTRIC INC., Mt. Pleasant, Mich.	E	74.7	70.3	5	0	30	0	2	3	60	0	0
348	268	G.M. MCCROSSIN INC., Bellefonte, Pa.	M/C	74.1	51.3	0	0	15	10	45	30	0	0	0
349	269	LANDMARK CONSTRUCTION CO. INC., North Charleston, S.C.	X	73.8	74.6	32	37	0	0	0	22	9	0	0
350	415	WARD ELECTRIC CO. INC., Longmont, Colo.	E	73.7	73.7	5	0	87	0	0	3	0	0	5

FOOTNOTES: 302=SCAFFOLDING; 316=TEMPORARY TRAFFIC CONTROL; 317=SITEWORK; 324=BRIDGE; 330=INSULATION; 334=OTHER MSC. REPAIRS/MAINT; 339=TELEDATA; 342=LIGHTWEIGHT INSULATING CONCRETE

		FIRM	FIRM TYPE	2019 REVENUE (\$ MIL)		MARKETS (% OF 2019 REVENUE)								
RANK				TOTAL REVENUE	NEW CONTRACTS	GENERAL BUILDING	MANUFACTURING	POWER	WATER SUPPLY	SEWER / WASTE	INDUS. / PETROLEUM	TRANSPORTATION	HAZARDOUS WASTE	TELECOM
2020	2019													
351	308	W.A. CHESTER, Lanham, Md.	U	72.9	59.4	0	0	100	0	0	0	0	0	0
352	377	PREMIER ELECTRICAL CORP., Brooklyn Park, Minn.	E	71.8	70.0	35	5	5	0	15	5	30	0	5
353	343	INTEGRATED FACILITY SERVICES INC., Fenton, Mo.	M	71.7	43.0	93	7	0	0	0	0	0	0	0
354	365	THE BULLDOG GROUP INC., Winston-Salem, N.C.	R	71.5	76.8	82	10	0	0	0	8	0	0	0
355	**	AMPCO CONTRACTING INC., Anaheim, Calif.	D	71.3	38.3	96	0	0	0	0	0	0	4	0
356	315	DUNBAR MECHANICAL INC., Toledo, Ohio ³⁵⁶	M	70.9	50.0	36	35	3	0	0	26	0	0	0
357	368	ACTION ELECTRICAL & MECHANICAL CONTRACTORS, Atlanta, Ga.	E	70.8	64.8	5	90	0	0	0	5	0	0	0
358	425	ELY CONCRETE CONSTRUCTION LLC, Cartersville, Ga. ³⁵⁸	C	70.0	48.0	60	30	0	0	0	0	10	0	0
359	391	BUESING CORP., Phoenix, Ariz. ³⁵⁹	C/X/O	69.5	71.0	90	0	0	0	0	0	10	0	0
360	361	CENTRAL CEILINGS INC., South Easton, Mass.	W	68.9	62.3	100	0	0	0	0	0	0	0	0
361	306	JAX REFRIGERATION INC., Jacksonville Beach, Fla. ³⁶¹	M/O	68.6	55.2	25	40	0	0	0	35	0	0	0
362	366	K.R. SWERDFEGER CONSTRUCTION INC., Pueblo West, Colo.	U	68.5	78.3	0	0	0	25	25	50	0	0	0
363	375	WASHINGTON IRON WORKS, Gardena, Calif.	ST	68.5	78.5	100	0	0	0	0	0	0	0	0
364	384	DANT CLAYTON, Louisville, Ky. ³⁶⁴	ST/O	68.2	54.6	0	0	0	0	0	0	0	0	0
365	353	TRINITY DRYWALL AND PLASTERING SYSTEMS, Fort Worth, Texas	W	68.0	63.2	100	0	0	0	0	0	0	0	0
366	**	ROCK SOLID STABILIZATION AND RECLAMATION INC., Genoa City, Wis. ³⁶⁶	O	67.8	72.6	37	0	55	0	0	0	8	0	0
367	355	RUSTON PAVING CO. INC., Durham, N.C. ³⁶⁷	O	67.4	67.4	90	10	0	0	0	0	0	0	0
368	383	WESTERN ALLIED CORP., Santa Fe Springs, Calif.	M	67.1	71.5	98	2	0	0	0	0	0	0	0
369	262	KOVACH ENCLOSURE SYSTEMS, Chandler, Ariz.	SH/G	67.0	56.3	90	0	0	0	0	0	10	0	0
370	359	BOUDREAU PIPELINE CORP., Corona, Calif.	U	66.8	55.3	95	0	0	0	5	0	0	0	0
371	362	S&Y GROUP INC. (FORMERLY SWANSON & YOUNGDALE), Minneapolis, Minn.	P/W	66.0	55.4	86	2	10	0	1	1	0	0	0
372	382	GROUP BUILDERS INC., Honolulu, Hawaii	W	66.0	37.6	100	0	0	0	0	0	0	0	0
373	363	LATITE ROOFING LLC, Pompano Beach, Fla.	R	65.5	77.8	97	0	0	0	3	0	0	0	0
374	**	DENISON LANDSCAPING INC., Fort Wash., Md. ³⁷⁴	O	65.2	35.3	100	0	0	0	0	0	0	0	0
375	416	TRUESDELL CORP., Tempe, Ariz. ³⁷⁵	O	65.1	69.4	10	0	0	0	0	0	90	0	0
376	437	FERGUSON, New Britain, Conn.	M/E	65.1	50.4	100	0	0	0	0	0	0	0	0
377	336	BARNUM & CELILLO ELECTRIC INC., Sacramento, Calif.	E	65.0	75.0	70	20	10	0	0	0	0	0	0
378	400	JOHNSON AND JORDAN INC., Scarborough, Maine	M	65.0	45.5	100	0	0	0	0	0	0	0	0
379	358	INTEX ELECTRICAL CONTRACTORS INC., Forney, Texas	E	64.8	65.4	100	0	0	0	0	0	0	0	0
380	348	THE ROOF DEPOT INC., Roswell, Ga.	R	64.7	65.0	100	0	0	0	0	0	0	0	0
381	349	CB STRUCTURES, Pompano Beach, Fla.	C	64.0	63.0	100	0	0	0	0	0	0	0	0
382	501	PERRECA ELECTRIC CO. INC., Newburgh, N.Y.	E	63.7	17.7	15	25	55	0	0	0	0	0	5
383	347	HACI MECHANICAL CONTRACTORS INC., Phoenix, Ariz.	M	63.6	84.5	92	8	0	0	0	0	0	0	0
384	329	MEISNER ELECTRIC INC., Delray Beach, Fla.	E	63.5	56.5	88	2	0	0	0	0	3	0	3
385	**	WYATT INC., Pittsburgh, Pa. ³⁸⁵	W/G/O	63.3	53.5	100	0	0	0	0	0	0	0	0
386	**	CHAMPION PAINTING SPECIALTY SERVICES CORP., Fort Lauderdale, Fla.	P	62.5	35.9	0	0	48	0	0	0	50	2	0
387	389	SOWLES CO., Shakopee, Minn.	ST	61.6	35.7	30	50	0	0	5	5	10	0	0
388	356	BONLAND INDUSTRIES INC., Wayne, N.J.	SH	61.5	71.8	77	8	0	0	0	0	0	0	15
389	**	VENUS CONSTRUCTION CO., Mansfield, Texas	U	61.1	53.2	0	0	0	50	50	0	0	0	0
390	443	THOMARIOS, Copley, Ohio ³⁹⁰	P/O	60.6	38.5	40	0	10	0	0	0	10	0	0
391	393	AREA ERECTORS INC., Rockford, Ill.	ST	60.3	71.6	85	15	0	0	0	0	0	0	0
392	455	CASTLE CONTRACTING LLC, Webster Groves, Mo. ³⁹²	O	60.3	62.1	55	0	0	0	30	15	0	0	0
393	398	ARCHITECTURAL WALL SYSTEMS LLC, Clive, Iowa	G	60.0	37.8	100	0	0	0	0	0	0	0	0
394	357	ASSOCIATED CONSTRUCTION AND ENGINEERING INC., Laguna Hills, Calif.	ST	59.4	66.8	0	0	5	70	0	20	0	5	0
395	373	ALAKA'I MECHANICAL CORP., Honolulu, Hawaii	M	59.2	71.6	100	0	0	0	0	0	0	0	0
396	380	EDGERTON CONTRACTORS INC., Oak Creek, Wis.	X	59.1	71.0	31	11	16	0	8	0	13	0	0
397	360	GREGORY ELECTRIC CO. INC., Columbia, S.C.	E	59.1	60.1	35	0	30	0	0	35	0	0	0
398	385	FLORENCE ELECTRIC LLC, Canton, Mass.	E	59.0	58.0	100	0	0	0	0	0	0	0	0
399	381	FRISCHHERTZ ELECTRIC CO. INC., New Orleans, La.	E	59.0	59.3	90	5	0	0	0	0	0	0	5
400	429	JDC DEMOLITION CO. INC., Boston, Mass.	D	58.0	49.0	60	20	20	0	0	0	0	0	0

FOOTNOTES: ³⁵⁶—ERIGING/CONVEYOR INSTALL; ³⁵⁸—MINING; ³⁵⁹—DRILLING & SHORING; ³⁶¹—SERVICE AND STRUCTURAL IMP; ³⁶⁴—DESIGN & MANUFACTURING PRODUCTS; ³⁶⁶—SOIL STABILIZATION AND RECLAMATION; ³⁶⁷—ASPHALT PAVING & SITE WORK; ³⁷⁴—LANDSCAPING; ³⁷⁵—CONCRETE REPAIR AND RESTORATION; ³⁸⁵—MILLWORK; ³⁹⁰—GENERAL CONTRACTING; ³⁹²—CIVIL CONSTRUCTION

#23

IES HOLDINGS INC. announced on Oct. 5 that Jeffrey L. Gendell will be CEO. He had been interim CEO since July 31. He is also IES chairman.

MARKETS (% OF 2019 REVENUE)

RANK 2020	2019	FIRM	FIRM TYPE	2019 REVENUE (\$ MIL)		GENERAL BUILDING	MANUFACTURING	POWER	WATER SUPPLY	SEWER / WASTE	INDUS. / PETROLEUM	TRANSPORTATION	HAZARDOUS WASTE	TELECOM
				TOTAL REVENUE	NEW CONTRACTS									
401	439	BEARD CONSTRUCTION GROUP LLC, Port Allen, La.	X	57.5	70.6	0	0	12	0	0	87	1	0	0
402	371	ATKORE/UNISTRUT CONSTRUCTION, Addison, Ill.	W	57.3	71.6	100	0	0	0	0	0	0	0	0
403	466	ORNDORFF & SPAID INC., Beltsville, Md.	R	56.8	56.8	86	8	0	0	0	6	0	0	0
404	433	ASCHINGER ELECTRIC CO., Fenton, Mo.	E	56.3	44.6	40	10	15	10	0	5	10	0	10
405	430	GIROUX GLASS, Los Angeles, Calif.	G	56.1	68.2	100	0	0	0	0	0	0	0	0
406	390	A&R MECHANICAL CONTRACTORS INC., Urbana, Ill.	M/SH	56.1	69.6	93	7	0	0	0	0	0	0	0
407	397	W.D. MANOR MECHANICAL CONTRACTORS, Phoenix, Ariz.	M	55.6	75.0	100	0	0	0	0	0	0	0	0
408	301	DELAWARE ELEVATOR, Salisbury, Md. ⁴⁰⁸	O	55.5	90.0	100	0	0	0	0	0	0	0	0
409	396	ASCHER BROTHERS CO. INC., Chicago, Ill.	P	55.3	55.3	100	0	0	0	0	0	0	0	0
410	418	ACOUSTIC CEILING & PARTITION CO., Ann Arbor, Mich.	W	55.3	49.0	94	6	0	0	0	0	0	0	0
411	539	CONCRETE PROTECTION & RESTORATION INC., Baltimore, Md.	C	55.0	72.5	90	5	0	0	0	0	5	0	0
412	414	DORAL CORP., Milwaukee, Wis.	M	55.0	55.0	0	50	0	0	10	20	0	20	0
413	457	GRAHAM COUNTY LAND CO. LLC, Robbinsville, N.C. ⁴¹³	X/O	55.0	70.0	20	0	5	20	10	0	25	0	0
414	**	VALIANT ENERGY SERVICE LLC, Branchburg, N.J.	U	54.7	26.9	0	0	100	0	0	0	0	0	0
415	451	GRAYDAZE CONTRACTING INC., Alpharetta, Ga.	P	54.6	56.0	91	9	0	0	0	0	0	0	0
416	452	1901 INC., Madison, Wis. ⁴¹⁶	M/SH	54.3	70.7	80	10	0	0	0	10	0	0	0
417	404	MILLERCLAPPERTON, Austell, Ga.	W	53.9	43.2	100	0	0	0	0	0	0	0	0
418	401	HELLER ELECTRIC CO. INC., Brandywine, Md.	E	53.4	19.7	98	0	0	0	0	0	2	0	0
419	508	ENVIROCON SYSTEMS INC., Houston, Texas ⁴¹⁹	O	52.6	64.5	0	10	0	0	10	60	0	20	0
420	394	SUPERIOR RIGGING & ERECTING CO. INC., Atlanta, Ga. ⁴²⁰	ST/O	52.4	83.5	80	5	0	0	0	0	15	0	0
421	420	GEO-SOLUTIONS INC., New Kensington, Pa. ⁴²¹	O	52.3	46.0	0	0	0	0	0	0	0	100	0
422	376	GREINER ELECTRIC LLC, Littleton, Colo.	E	52.1	57.7	98	0	0	0	0	2	0	0	0
423	460	IMS MASONRY INC., Lindon, Utah	MA	51.8	68.8	95	1	0	0	0	0	3	0	0
424	407	PHILIPS BROTHERS ELECTRICAL CONTRACTORS INC., Glenmoore, Pa.	E	51.7	25.2	30	5	10	10	35	5	5	0	0
425	388	JERRY THOMPSON & SONS, San Rafael, Calif.	P	51.4	34.6	100	0	0	0	0	0	0	0	0
426	**	BRIGGS ELECTRIC INC., Tustin, Calif.	E	51.1	30.3	68	27	0	0	0	0	0	0	5
427	364	THORNE ASSOCIATES INC., Chicago, Ill.	W	50.3	53.5	100	0	0	0	0	0	0	0	0
428	408	COMPREHENSIVE ENERGY SERVICES INC., Longwood, Fla. ⁴²⁸	M	50.1	43.1	100	0	0	0	0	0	0	0	0
429	458	WINSTON ELECTRIC INC. DBA ACME ELECTRIC CO., Lubbock, Texas	E	49.8	56.2	60	0	5	0	35	0	0	0	0
430	426	KOONTZ ELECTRIC CO. INC., Morrilton, Ark.	E	49.6	45.2	4	4	43	39	0	6	4	0	0
431	411	CLEARY CONSTRUCTION INC., Tompkinsville, Ky.	U	49.6	52.6	0	0	0	34	47	14	5	0	0
432	546	COMMERCIAL ROOFERS INC., Las Vegas, Nev.	R	49.5	49.5	100	0	0	0	0	0	0	0	0
433	410	R.W. WARNER INC., Frederick, Md.	M	49.0	84.4	100	0	0	0	0	0	0	0	0
434	422	GSL ELECTRIC, Sandy, Utah ⁴³⁴	E	49.0	55.5	85	0	0	0	0	10	0	0	5
435	413	SUNWEST ELECTRIC INC., Anaheim, Calif.	E	49.0	41.0	70	10	0	0	0	20	0	0	0
436	450	TARLTON AND SON INC., Fresno, Calif. ⁴³⁶	W/O	48.4	55.2	98	0	0	0	2	0	0	0	0
437	370	CLEVELAND CEMENT CONTRACTORS INC., Cleveland, Ohio	C	48.3	77.5	80	15	0	0	5	0	0	0	0
438	427	HARRISON CONTRACTING CO. INC., Villa Rica, Ga.	P	48.2	47.6	100	0	0	0	0	0	0	0	0
439	386	GENERAL SHEET METAL, Clackamas, Ore. ⁴³⁹	M/SH	47.8	15.7	89	0	0	0	0	11	0	0	0
440	403	TERRY'S ELECTRIC INC., Kissimmee, Fla.	E	47.7	35.2	85	0	15	0	0	0	0	0	0
441	438	OTTO BAUM CO. INC., Morton, Ill.	MA	47.7	71.6	60	0	0	0	5	0	35	0	0
442	402	ASSOCIATED MECHANICAL CONTRACTORS INC., Shakopee, Minn.	M	47.6	64.9	100	0	0	0	0	0	0	0	0
443	412	INTERNATIONAL ASBESTOS REMOVAL INC., Babylon, N.Y. ⁴⁴³	A/O	47.3	73.3	63	0	2	2	3	0	30	0	0
444	519	TLC DIVERSIFIED, Palmetto, Fla.	U	47.1	35.6	0	0	0	10	90	0	0	0	0
445	515	BELTLINE ELECTRIC CO. INC., Paducah, Ky.	E	46.7	57.1	16	1	25	0	0	57	0	0	0
446	399	INTERSTATE MECHANICAL CORP., Phoenix, Ariz. ⁴⁴⁶	M/SH	46.6	41.8	99	1	0	0	0	0	0	0	0
447	417	XCEL MECHANICAL SYSTEMS INC., Gardena, Calif.	M	46.4	32.1	100	0	0	0	0	0	0	0	0
448	435	BOUMA CORP., Grand Rapids, Mich.	W	46.2	46.2	94	6	0	0	0	0	0	0	0
449	406	AVALOTIS CORP., Verona, Pa.	P	46.2	37.5	0	0	25	0	0	50	25	0	0
450	456	FOUNTAIN CONSTRUCTION CO. INC., Jackson, Miss. ⁴⁵⁰	O	46.2	90.0	100	0	0	0	0	0	0	0	0

FOOTNOTES: 408=ELEVATORS; 413=HAZARDOUS TREE REMOVAL; ROW MAINTENANCE; DOT; 416=PLUMBING; 419=LINERS AND HOPE PIPE; 420=RIGGING & CRANE; 421=ENVIRONMENTAL REMEDIATION; 428=PLUMBING; 434=LOW VOLTAGE; 436=LATH & PLASTER; 439=MANUFACTURING; 443=INSULATION MECHANICAL & PLUMBING; 446=PLUMBING; 450=GENERAL CONSTRUCTION

					MARKETS (% OF 2019 REVENUE)									
RANK 2020	2019	FIRM	FIRM TYPE	2019 REVENUE (\$ MIL)		GENERAL BUILDING	MANUFACTURING	POWER	WATER SUPPLY	SEWER / WASTE	INDUS. / PETROLEUM	TRANSPORTATION	HAZARDOUS WASTE	TELECOM
				TOTAL REVENUE	NEW CONTRACTS									
451	446	AJAY GLASS CO., Canandaigua, N.Y.	G	45.9	63.5	80	0	0	0	0	0	20	0	0
452	465	PETERSON MECHANICAL INC., Sonoma, Calif.	M	45.3	28.6	100	0	0	0	0	0	0	0	0
453	441	PRECISION ENVIRONMENTAL CO., Independence, Ohio ⁴⁵³	D/A	45.0	33.5	0	0	0	0	0	0	0	100	0
454	462	WAYNE'S ROOFING INC., Sumner, Wash.	R	44.9	31.1	100	0	0	0	0	0	0	0	0
455	475	THOMAS INDUSTRIAL COATINGS INC., Pevely, Mo.	P	44.3	34.5	5	5	6	22	8	28	25	1	0
456	474	KASSELMAN ELECTRIC CO. INC., Menands, N.Y.	E	44.3	29.0	55	10	5	0	0	5	5	0	20
457	468	KARSTEN INTERIOR SERVICES, Houston, Texas	W	44.0	63.0	94	2	0	0	0	4	0	0	0
458	419	SCHWAGER DAVIS INC., San Jose, Calif. ⁴⁵⁸	O	44.0	48.7	3	0	0	0	0	0	97	0	0
459	480	CANTERA CONCRETE CO. LLC, Tulsa, Okla.	C	43.6	44.5	70	25	0	0	0	0	5	0	0
460	431	ARC ABATEMENT, Waco, Texas	A	43.6	51.1	7	0	0	0	0	0	0	93	0
461	432	DEE CRAMER INC., Holly, Mich.	SH	43.5	55.5	80	20	0	0	0	0	0	0	0
462	440	SIERRA PACIFIC WEST INC., Vista, Calif.	X/D	43.5	18.3	90	0	0	0	0	0	10	0	0
463	423	CSE, Madison Heights, Va.	ST	43.4	32.2	40	22	5	0	3	25	5	0	0
464	453	RHP MECHANICAL SYSTEMS DBA RAY HEATING PRODUCTS INC., Reno, Nev.	M	43.3	25.5	70	30	0	0	0	0	0	0	0
465	395	UNITED CHESTER INDUST. INC., DBA UNITED MECHANICAL, Dallas, Texas	M	43.3	34.6	30	20	0	0	0	30	0	0	20
466	447	HIS CONSTRUCTORS INC., Indianapolis, Ind. ⁴⁶⁶	X	43.2	52.5	40	0	0	0	10	0	0	20	0
467	448	HALEY-GREER INC., Dallas, Texas	G	43.0	43.0	95	0	0	0	0	0	5	0	0
468	428	ACME CONSTRUCTORS INC., St. Louis, Mo.	M	42.8	45.4	0	55	20	0	0	25	0	0	0
469	492	TEXAS SCENIC CO. INC., San Antonio, Texas	O	42.5	48.0	0	0	0	0	0	0	0	0	0
470	436	CULLUM MECHANICAL CONSTRUCTION INC., North Charleston, S.C.	M	42.4	38.5	25	45	0	0	0	30	0	0	0
471	590	MIDSTATE MECHANICAL INC., Phoenix, Ariz.	M	42.3	23.0	100	0	0	0	0	0	0	0	0
472	**	LELAND COLLIER ELECTRIC CO., Waco, Texas	E	42.2	59.1	100	0	0	0	0	0	0	0	0
473	516	J. CROMPTON ELECTRIC INC., West Palm Beach, Fla. ⁴⁷³	E/O	42.1	42.1	10	0	0	0	0	0	0	0	90
474	498	CENTERLINE INC., Palm City, Fla.	U	41.8	59.8	75	0	0	0	0	0	25	0	0
475	497	NICKLE ELECTRICAL COS., Newark, Del.	E	41.7	36.8	70	20	0	0	0	0	0	0	10
476	485	SENTINEL SAFETY & SECURITY GROUP LLC, Port Wash., Wis.	F	41.6	26.6	65	15	1	0	0	19	0	0	0
477	493	GRIFFIN DEWATERING, Houston, Texas ⁴⁷⁷	O	41.3	45.6	37	0	5	15	10	12	21	0	0
478	424	HODESS CLEANROOM CONSTRUCTION, North Attleboro, Mass. ⁴⁷⁸	O	41.2	114.1	20	80	0	0	0	0	0	0	0
479	499	SLACK & CO. CONTRACTING INC., Houston, Texas	U/X	40.6	45.2	75	0	0	0	10	15	0	0	0
480	486	RKS PLUMBING AND MECHANICAL, Glendale, Ariz.	M	40.1	45.0	87	5	1	2	3	2	0	0	0
481	473	ADVANCETEC, Richmond, Va. ⁴⁸¹	O	40.0	44.0	0	0	0	0	0	0	0	0	0
482	434	SPACECON SPECIALTY CONTRACTORS LLC, Wheat Ridge, Colo.	W	39.8	39.8	100	0	0	0	0	0	0	0	0
483	478	FERGUSON TRENCHING CO., Odenton, Md.	U	39.7	9.7	0	0	88	0	12	0	0	0	0
484	491	ALL STATE CONSTRUCTION INC., Farmington, Conn.	M/X	39.6	29.2	65	0	25	0	10	0	0	0	0
485	470	NORTH AMERICAN DISMANTLING CORP., Lapeer, Mich.	D	39.6	21.5	18	32	43	0	0	0	0	7	0
486	518	CENTURY MECHANICAL CONTRACTORS INC., Fort Worth, Texas	M	39.5	91.2	80	10	0	0	0	10	0	0	0
487	503	GRIBBINS INSULATION CO. INC., Evansville, Ind. ⁴⁸⁷	O	39.5	29.5	20	25	28	0	0	27	0	0	0
488	502	PRO-CRAFT CONSTRUCTION INC., Redlands, Calif.	M	39.0	32.3	75	0	0	11	14	0	0	0	0
489	490	BUILDERS PLUS INC., Boynton Beach, Fla. ⁴⁸⁹	O	39.0	41.5	100	0	0	0	0	0	0	0	0
490	517	GEORGE E. MASKER INC., Oakland, Calif.	P	38.5	40.5	90	0	0	0	0	0	10	0	0
491	471	ADRIAN L. MERTON INC., Capitol Heights, Md.	M	38.3	40.0	100	0	0	0	0	0	0	0	0
492	467	DEL MONTE ELECTRIC CO., Dublin, Calif.	E	38.2	33.8	100	0	0	0	0	0	0	0	0
493	562	CENTURY STEEL ERECTORS CO. LP, Dravosburg, Pa. ⁴⁹³	ST	38.1	42.1	67	0	0	0	0	13	20	0	0
494	543	PERSONS SERVICES CORP., Mobile, Ala. ⁴⁹⁴	U/O	38.1	44.0	35	0	0	30	15	20	0	0	0
495	442	SUPERIOR GUNITE, Lakeview Terrace, Calif.	C	37.6	29.1	46	0	0	4	11	0	30	0	0
496	**	BATTAGLIA ASSOCIATES INC., New Castle, Del. ⁴⁹⁶	O	37.6	39.4	15	0	0	0	0	0	0	0	10
497	494	ROTOLO CONSULTANTS INC., Slidell, La. ⁴⁹⁷	O	37.1	75.0	100	0	0	0	0	0	0	0	0
498	586	SESSLER COS., Waterloo, N.Y.	D/A	37.0	21.0	20	20	0	0	0	0	40	20	0
499	507	MID-CONTINENTAL RESTORATION CO., Fort Scott, Kan.	MA	36.8	36.1	100	0	0	0	0	0	0	0	0
500	532	BEACON PIPING CO., Canton, Mass.	M	36.8	29.0	8	5	75	0	0	7	5	0	0

FOOTNOTES: ⁴⁵³=FLOOR PREP, CONCRETE SAW; ⁴⁵⁸=POST TENSIONING, STAY CABLES, TRANSIT, DEVELOPMENT; ⁴⁶⁶=ENVIRONMENTAL REMEDIATION; ⁴⁷³=CELL SITE TOWER INSTALL; ⁴⁷⁷=DEWATERING AND WATER TREATMENT; ⁴⁷⁸=CLEANROOMS; ⁴⁸¹=CLEANROOM AND PROCESS; ⁴⁸⁷=INSULATION; ⁴⁸⁹=LIFT UP; ⁴⁹³=PRECAST/STAND; ⁴⁹⁴=DISASTER RESPONSE/RECOVERY—ENVIRONMENTAL; ⁴⁹⁶=GENERAL CONTRACTING/PROJECT MANAGEMENT; ⁴⁹⁷=MAINTENANCE/AQUATIC + HARDSCAPE CONSTRUCTION

MARKETS (% OF 2019 REVENUE)

RANK 2020	RANK 2019	FIRM	FIRM TYPE	2019 REVENUE (\$ MIL)		GENERAL BUILDING	MANUFACTURING	POWER	WATER SUPPLY	SEWER / WASTE	INDUS. / PETROLEUM	TRANSPORTATION	HAZARDOUS WASTE	TELECOM
				TOTAL REVENUE	NEW CONTRACTS									
501	461	PALMETTO AUTOMATIC SPRINKLER CO. INC., West Columbia, S.C.	F	36.4	35.1	50	25	0	0	0	20	5	0	0
502	545	SOEP PAINTING CORP., Lawrence, Mass. ⁵⁰²	P	36.3	33.5	93	0	2	5	0	0	0	0	0
503	510	JOHNSON-DAVIS INC., Lantana, Fla.	U	36.3	42.2	0	0	0	40	60	0	0	0	0
504	527	DURR HEAVY CONSTRUCTION, Harahan, La.	X	36.0	33.2	70	0	0	0	0	0	30	0	0
505	511	GRAZZINI BROTHERS & CO., St. Paul, Minn. ⁵⁰⁵	O	35.9	25.2	76	1	0	0	0	0	23	0	0
506	533	THE BERG CORP., Baltimore, Md.	D	35.0	35.0	100	0	0	0	0	0	0	0	0
507	477	JOHN SMITH MASONRY, St. Louis, Mo.	MA	34.9	34.9	85	5	0	0	2	5	3	0	0
508	529	ROOFING SOLUTIONS LLC, Prairieville, La.	R	34.7	32.1	100	0	0	0	0	0	0	0	0
509	560	DUAL TEMP CO., Allentown, Pa.	M/SH	34.6	30.0	60	25	0	0	0	15	0	0	0
510	504	INTERIOR CONTRACTORS INC LLC, Arvada, Colo.	W	34.2	29.6	90	10	0	0	0	0	0	0	0
511	489	ATLANTIC ELECTRIC LLC, North Charleston, S.C.	E	34.1	37.3	18	0	0	0	20	8	50	0	4
512	563	11400 INC., Lancaster, Pa. ⁵¹²	O	33.9	32.8	100	0	0	0	0	0	0	0	0
513	463	SHELLEY ELECTRIC INC., Wichita, Kan.	E	33.8	29.0	15	20	0	30	0	35	0	0	0
514	**	BLOUNT CONTRACTING INC., Apache Junction, Ariz.	X	33.7	38.5	33	15	34	6	0	0	12	0	0
515	541	O'ROURKE WRECKING CO., Cincinnati, Ohio	D	33.0	28.5	30	30	10	0	0	30	0	0	0
516	557	THE HOLBROOK CO. INC., Grand Prairie, Texas	X	33.0	35.2	88	0	0	0	0	0	12	0	0
517	449	BECKSTROM ELECTRIC, Purcellville, Va.	E	32.9	NA	97	0	0	0	0	0	0	0	0
518	482	FENTON RIGGING, Cincinnati, Ohio ⁵¹⁸	ST/O	32.8	32.8	0	40	20	0	0	20	20	0	0
519	534	KING OF TEXAS ROOFING CO. LP, Grand Prairie, Texas	R	32.8	31.0	95	5	0	0	0	0	0	0	0
520	505	MARR SCAFFOLDING CO., South Boston, Mass. ⁵²⁰	O	32.2	25.0	85	5	0	0	0	5	5	0	0
521	496	CALIF. SHEET METAL WORKS INC., El Cajon, Calif.	SH	32.0	33.0	100	0	0	0	0	0	0	0	0
522	500	AARON ENTERPRISES INC., York, Pa. ⁵²²	O	31.9	32.0	0	0	30	5	15	25	25	0	0
523	579	THE DEMO CO., Dallas, Texas	D	31.9	36.0	100	0	0	0	0	0	0	0	0
524	538	LONG PAINTING CO., Kent, Wash.	P	31.8	41.9	51	12	7	7	6	6	7	4	0
525	**	K&K IRON WORKS LLC, McCook, Ill. ⁵²⁵	ST/O	31.5	30.0	80	5	0	5	0	0	10	0	0
526	567	SPECTRUM MECHANICAL & SERVICE CONTRACTORS LLC, Tempe, Ariz.	M	31.2	49.6	99	0	0	0	1	0	0	0	0
527	552	K&S AIR CONDITIONING INC., Orange, Calif.	M	31.2	28.0	100	0	0	0	0	0	0	0	0
528	513	METRO MECHANICAL INC., Bolton, Miss.	M	31.0	29.7	100	0	0	0	0	0	0	0	0
529	483	RED CEDAR STEEL ERECTORS INC., Menomonie, Wis.	ST	31.0	46.0	85	0	0	0	0	0	15	0	0
530	484	DEE BROWN INC., Richardson, Texas	MA	30.9	18.9	100	0	0	0	0	0	0	0	0
531	521	CR LIGHTING & ELECTRIC INC., Layton, Utah	E	30.7	23.0	95	0	0	0	0	5	0	0	0
532	469	O.C. McDONALD CO. INC., San Jose, Calif.	M/SH	30.7	47.0	30	10	0	0	0	60	0	0	0
533	554	MCCROSSIN FOUNDATIONS LLC, Bellefonte, Pa.	X	30.7	22.6	30	1	0	0	0	2	67	0	0
534	542	CRAWFORD TRACEY CORP., Deerfield Beach, Fla.	G	30.4	63.2	100	0	0	0	0	0	0	0	0
535	587	REMBCO GEOTECHNICAL CONTRACTORS INC., Knoxville, Tenn. ⁵³⁵	X/O	30.1	32.3	47	20	22	0	0	0	11	0	0
536	551	BRODIE CONTRACTORS INC., Raleigh, N.C.	MA	30.0	30.0	100	0	0	0	0	0	0	0	0
537	**	VAN KIRK & SONS POOLS & SPAS, Deerfield Beach, Fla. ⁵³⁷	O	29.9	29.9	100	0	0	0	0	0	0	0	0
538	**	LUSE CONTRACTING GROUP, Aurora, Ill. ⁵³⁸	O	29.5	29.5	30	15	5	0	5	15	0	30	0
539	578	PENINGTON PAINTING CO., Chandler, Ariz.	P	29.4	24.6	74	20	0	0	0	6	0	0	0
540	544	VIDIMOS INC., East Chicago, Ind.	SH	29.3	29.3	5	40	5	0	5	45	0	0	0
541	524	HOOVER CONSTRUCTION CO., Virginia, Minn. ⁵⁴¹	X/O	29.0	30.0	10	0	10	0	0	60	20	0	0
542	525	SEEDORFF MASONRY INC., Strawberry Point, Iowa	MA	28.8	32.1	100	0	0	0	0	0	0	0	0
543	**	ACE GLASS CONSTRUCTION CORP., Little Rock, Ark.	G	28.8	17.7	100	0	0	0	0	0	0	0	0
544	555	NATIONAL ENCLOSURE CO. LLC, Ypsilanti, Mich.	G	28.7	48.3	100	0	0	0	0	0	0	0	0
545	559	DEMOLITION & ASBESTOS REMOVAL INC., Greensboro, N.C.	A	28.7	26.3	0	0	0	0	0	0	0	100	0
546	487	WIEGMANN ASSOCIATES, St. Charles, Mo.	M	28.3	60.9	100	0	0	0	0	0	0	0	0
547	569	ALL-SOUTH SUBCONTRACTORS INC., Birmingham, Ala.	R	28.0	24.5	50	50	0	0	0	0	0	0	0
548	520	RAM ACOUSTICAL CORP., Beaver Falls, Pa.	W	27.9	24.9	100	0	0	0	0	0	0	0	0
549	584	MIDWEST STEEL CO. INC., Houston, Texas	D	27.8	11.2	0	0	0	0	0	100	0	0	0
550	558	MSL ELECTRIC INC., Anaheim, Calif.	E	27.5	48.2	0	0	0	0	0	0	100	0	0

FOOTNOTES: 502—INSULATION; 505—SPECIALTY CONTRACTOR; 512—FOOD SERVICE EQUIPMENT; 518—RIGGING; 520—SCAFFOLDING, SHORING, RENTALS OF AERIAL LIFT EQUIPMENT, MAST CLIMBERS; 522—TRENCHLESS TECHNOLOGY; 525—STEEL FABRICATION; 535—SOIL STABILIZATION; 537—POOL CONSTRUCTION; 538—MECHANICAL INSULATION; 541—DRILLING AND BLASTING

MARKETS (% OF 2019 REVENUE)

RANK 2020	2019	FIRM	FIRM TYPE	2019 REVENUE (\$ MIL)		GENERAL BUILDING	MANUFACTURING	POWER	WATER SUPPLY	SEWER / WASTE	INDUS. / PETROLEUM	TRANSPORTATION	HAZARDOUS WASTE	TELECOM
				TOTAL REVENUE	NEW CONTRACTS									
551	528	SPECIALTY FINISHES INC. , Atlanta, Ga.	P	27.4	15.3	60	20	0	0	0	0	20	0	0
552	561	CERTIFIED COATINGS CO. , Fairfield, Calif.	P	27.2	9.8	0	5	10	0	0	0	85	0	0
553	**	RELIANCE INTERIORS INC. , Acworth, Ga.	W	27.0	19.0	100	0	0	0	0	0	0	0	0
554	553	THE PIPCO COS. LTD. , Peoria, Ill.	F	27.0	28.8	28	25	0	10	5	32	0	0	0
555	322	NSC , Plymouth, Mich.	M/ST	26.5	45.0	0	0	49	0	0	0	51	0	0
556	550	INFINITY CONTRACTORS INT'L LTD. , Fort Worth, Texas	M	26.4	NA	0	0	0	0	0	0	0	0	0
557	573	B&B ELECTRICAL CONTRACTORS INC. , Iron Mountain, Mich.	E	26.3	32.0	20	0	10	0	0	35	0	0	0
558	566	HARGROVE ELECTRIC CO. , Dallas, Texas	E	25.9	14.1	62	12	6	0	0	11	0	0	9
559	**	ADAMS & SMITH INC. , London, Utah	ST	25.8	28.1	52	0	0	0	0	0	48	0	0
560	572	THE WITMER GROUP , Mount Joy, Pa. ⁵⁶⁰	MA	25.8	26.0	90	10	0	0	0	0	0	0	0
561	537	UNITED RIGGERS , Walnut, Calif.	M/ST	25.8	17.5	10	20	10	0	20	40	0	0	0
562	585	GIBSON LANDSCAPE SERVICES INC. , Alpharetta, Ga. ⁵⁶²	C	25.4	15.0	95	5	0	0	0	0	0	0	0
563	526	W.B. GUIMARIN & CO. INC. , Columbia, S.C.	M	25.1	31.0	75	25	0	0	0	0	0	0	0
564	**	INTECH CONTRACTING , Lexington, Ky. ⁵⁶⁴	P/O	25.0	11.6	0	0	0	0	0	0	100	0	0
565	**	OLD NORTH STATE MASONRY LLC , Matthews, N.C.	MA	24.7	31.4	75	10	0	0	0	15	0	0	0
566	**	TRAF-TEX INC. , Houston, Texas	E	24.7	18.0	0	0	0	0	0	0	100	0	0
567	589	MASONRY BUILDERS INC. , Tampa, Fla.	MA	24.4	26.3	98	2	0	0	0	0	0	0	0
568	531	ASSOCIATED MECHANICAL CONTRACTORS INC. , Montgomery, Ala. ⁵⁶⁸	M	24.3	21.1	60	20	0	0	20	0	0	0	0
569	570	HAMPSHIRE FIRE PROTECTION CO. LLC , Londonderry, N.H.	F	24.2	12.1	75	25	0	0	0	0	0	0	0
570	**	MCINNIS ELECTRIC CO. , Byram, Miss.	E	24.0	16.8	55	3	0	0	15	4	15	0	8
571	547	NATIONAL COATINGS INC. , Raleigh, N.C.	P	23.9	22.0	90	0	0	0	10	0	0	0	0
572	512	D.W. NICHOLSON CORP. , Hayward, Calif. ⁵⁷²	M	23.7	26.2	30	10	0	0	15	25	20	0	0
573	**	COMMERCIAL SIDING & MAINTENANCE CO. , Houston, Texas	R/SH	23.0	41.0	0	25	0	0	0	40	0	35	0
574	**	SPECTRA ELECTRICAL SERVICES INC. , Tempe, Ariz.	E	22.9	29.1	25	50	0	0	25	0	0	0	0
575	565	PIEDMONT MECHANICAL INC. , Spartanburg, S.C. ⁵⁷⁵	M	22.8	25.7	0	100	0	0	0	0	0	0	0
576	580	ATS DRILLING INC. , Pflugerville, Texas	X	22.6	25.9	15	0	0	0	0	0	85	0	0
577	**	CONCRETE CUTTING & BREAKING CO. , Grand Rapids, Mich.	D	22.6	22.6	10	10	0	5	10	30	35	0	0
578	575	THE ROCKWELL GROUP INC. , Freeport, Ill.	W	22.2	28.2	100	0	0	0	0	0	0	0	0
579	583	QUALITY INTERIORS INC. , Indianapolis, Ind.	W	22.1	16.0	85	15	0	0	0	0	0	0	0
580	**	SLOAN SECURITY GROUP INC. , Boise, Idaho ⁵⁸⁰	O	21.9	19.5	69	0	0	31	0	0	0	0	0
581	**	STERLING ENVIRONMENTAL CORP. , Oakland, Calif.	A	21.8	22.0	94	0	2	0	2	0	2	0	0
582	**	IHP INDUSTRIAL INC. , St. Joseph, Mo.	M	21.7	16.7	47	10	23	0	0	20	0	0	0
583	600	GRUNDMAN MECHANICAL SYSTEMS INC. , Thornwood, N.Y.	M	21.7	48.5	100	0	0	0	0	0	0	0	0
584	568	LEGACY MECHANICAL INC. , Denver, Colo.	M	21.7	26.9	97	1	0	0	0	1	0	0	1
585	**	LEE DRYWALL INC. , Fort Myers, Fla.	W	21.4	NA	100	0	0	0	0	0	0	0	0
586	536	LEED ELECTRIC INC. , Santa Fe Springs, Calif.	E	21.4	34.6	0	0	0	33	67	0	0	0	0
587	588	MAYERS ELECTRIC CO. INC. , Cincinnati, Ohio	E	21.4	17.5	34	31	12	0	0	12	9	0	2
588	577	BUILDING CONTROL INTEGRATORS , Powell, Ohio	M	21.3	21.9	100	0	0	0	0	0	0	0	0
589	591	JD CONSULTING LLC DBA JD TRADITIONAL INDUS. , Huntington Station, N.Y.	W	20.5	25.0	90	0	0	0	0	0	10	0	0
590	**	MILLER BONDED INC. , Albuquerque, New Mexico	M/SH	20.4	38.1	98	0	0	0	1	1	0	0	0
591	**	SHIELDS INC. , Winston Salem, N.C. ⁵⁹¹	W	20.3	25.1	97	2	0	0	0	0	1	0	0
592	564	WINTER ENVIRONMENTAL, DIV. WINTER CONSTR. , Peachtree Corners, Ga. ⁵⁹²	A	20.0	13.0	0	0	0	0	0	0	0	100	0
593	596	HEARTLAND ACOUSTICS & INTERIORS INC. , Englewood, Colo.	W	20.0	25.0	100	0	0	0	0	0	0	0	0
594	595	R. BAKER & SON ALL INDUSTRIAL SERVICES INC. OF NJ , Marlboro, N.J.	D	20.0	20.0	10	10	15	5	0	40	10	0	10
595	599	INTERIOR TECHNOLOGY INC. , Oregon City, Ore. ⁵⁹⁵	O	19.4	23.8	95	0	0	0	0	0	5	0	0
596	**	WOLFRUM ROOFING & EXTERIORS , Delaware, Ohio ⁵⁹⁶	R/O	18.9	22.1	100	0	0	0	0	0	0	0	0
597	**	FITZGERALD & SONS PLUMBING CO. , Peachtree City, Ga. ⁵⁹⁷	M	18.0	17.0	89	11	0	0	0	0	0	0	0
598	571	LAKESHORE ENVIRONMENTAL CONTRACTORS LLC , Birmingham, Ala.	A	18.0	18.0	40	19	10	0	0	20	0	0	10
599	**	KL&A ENGINEERS & BUILDERS , Golden, Colo. ⁵⁹⁹	O	17.9	19.9	75	25	0	0	0	0	0	0	0
600	582	R & R WINDOW CONTRACTORS INC. , Easthampton, Mass.	G	17.8	27.2	100	0	0	0	0	0	0	0	0

FOOTNOTES: 560=CALLING / WATERPROOFING; 562=LANDSCAPE; 564=BRIDGE RESTORATION & BRIDGE INSPECTION SUPPORT SERVICES; 566=WASTE WATER TREATMENT PLANTS; 572=DOORS/VRC; 575=INSULATION;
 580=SECURITY CONSTRUCTION; 591=FLORING; 592=HAZARDOUS WASTE REMEDIATION; 596=FREE/LIFE SAFETY; INTERIORS, SPACE DIVISION; 597=PLUMBING; 599=STRUCTURAL STEEL

Where To Find the Top 600

FIRM	RANK	FIRM	RANK	FIRM	RANK	FIRM	RANK
A		B.T. Mancini Co. Inc.	275	Cantera Concrete Co. LLC	459	M.C. Dean	22
11400 Inc.	512	Baker Construction Enterprises	18	Capform Inc.	117	Decker Electric Co. Inc.	166
1901 Inc.	416	Baker Electric Inc.	135	Castle Contracting LLC	392	Del Monte Electric Co.	492
A&R Mechanical Contractors Inc.	406	Baker Group	180	CB Structures	381	Delaware Elevator	408
Aaron Enterprises Inc.	522	Baker Roofing Co.	125	CEC Companies	200	Delta Diversified Enterprises Inc.	159
A-C Electric Co.	301	Baker Triangle	151	Ceco Construction Group	34	The Demo Co.	523
ACCO Engineered Systems	16	R. Baker & Son All Industrial Services Inc. of NJ	594	Centerline Inc.	474	Demolition & Asbestos Removal Inc.	545
Ace Electric Inc.	246	Barnhart Crane and Rigging Co.	61	CentiMark Corp.	26	Denison Landscaping Inc.	374
ACE Glass Construction Corp.	543	Barnum & Cellio Electric Inc.	377	Central Ceilings Inc.	360	DiGesare Group	343
ACME Constructors Inc.	468	Basden Steel	213	Centuri Group Inc.	12	Diversified Utility Services	212
Acousti Engineering Co. of Florida	143	Battaglia Associates Inc.	496	Century Concrete	310	Donley's	220
Acoustic Ceiling & Partition Co.	410	Otto Baum Co. Inc.	441	Century Mechanical Contractors Inc.	486	Doral Corp.	412
ACS System Associates	278	Bayside Interiors Inc.	297	Century Steel Erectors Co. LP	493	Douglass Colony Group	306
Action Electrical & Mechanical Contractors	357	Beacon Piping Co.	500	Certified Coatings Co.	552	Drill Tech Drilling & Shoring Inc.	157
Adams & Smith. Inc.	559	Beard Construction Group LLC	401	Champion Painting Specialty Services Corp.	386	Dual Temp Co.	509
Adams Electric Co.	266	Beaver Excavating Co.	140	Chapel Electric Co. LLC	226	Ducci Electrical Contractors Inc.	207
AdvanceTEC	481	Beckstrom Electric	517	Charter Mechanical	254	E.M. Duggan Inc.	137
J.F. Ahern Co.	78	Bel-Aire Mechanical Inc.	262	W.A. Chester	351	Dunbar Mechanical Inc.	356
Ajay Glass Co.	451	Beltline Electric Co. Inc.	445	The Circle Group	337	Dunn Building Co. LLC	334
Alaka'i Mechanical Corp.	395	Benson Industries	116	CJ Drilling Inc.	333	Durr Heavy Construction	504
Joseph J. Albanese Inc.	90	The Berg Corp.	506	Clean Earth	97	E	
Aldridge Electric Inc.	53	The Berg Group LLC	291	Cleary Construction Inc.	431	Edgerton Contractors Inc.	396
All State Construction Inc.	484	Bergelectric Corp.	50	Cleveland Cement Contractors Inc.	437	Egan Co.	109
Allison Smith Co.	128	Berkel	123	Cleveland Electric Co.	82	EIS Holdings LLC (previously ESA/1Priority)	307
All-South Subcontractors Inc.	547	BEST Contracting Services Inc.	217	Coastal Mechanical Services LLC	323	E-J Electric Installation Co.	36
American Direct	272	Bierlein Cos. Inc.	303	Cochran Inc.	155	Eldeco Inc.	280
AMPCO Contracting Inc.	355	Blount Contracting Inc.	514	Collins Electrical Co. Inc.	178	Electra USA Inc.	132
Amteck LLC	189	Bomel Construction Co. Inc.	115	Comfort Systems USA Inc.	9	Ellingson Cos.	284
Apex Imaging Services	321	BOND Civil & Utility Construction Inc. (BOND Civil & Utility)	131	Commercial Roofers Inc.	432	Ely Concrete Construction LLC	358
APG	312	Bonland Industries Inc.	388	Commercial Siding & Maintenance Co.	573	EMCOR Group Inc.	2
API Group	5	Boudreau Pipeline Corp.	370	Commonwealth Electric Co. of the Midwest	191	Enclos Corp.	85
Apollo Mechanical Contractors	42	Bouma Corp.	448	ComNet Communications LLC	233	Encore Electric	138
ARC Abatement	460	W. Bradley Electric Inc.	228	Comprehensive Energy Services Inc.	428	Enterprise Properties Inc.	274
Architectural Glass & Aluminum Co. Inc.	224	Brandenburg Industrial Service Co.	110	Concrete Cutting & Breaking Co.	577	EnviroCon Systems Inc.	419
Architectural Wall Systems LLC	393	BrandSafway	4	Concrete Protection & Restoration Inc.	411	ERMCO Inc.	182
ArchKey Solutions	21	The Brandt Cos.	47	Concrete Strategies	144	Expanse Electrical Co.	222
Arden Building Cos. LLC	190	J.M. Brennan Inc.	294	Condon-Johnson and Associates Inc.	172	F	
Area Energy & Electric Inc.	273	Briggs Electric Inc.	426	Continental Electrical Construction Co.	162	Faith Technologies Inc.	25
Area Erectors Inc.	391	BrightView Landscape Development Inc.	39	Corbins Electric	229	Faulconer Construction Co. Inc.	247
Artera Services	7	Broadway Electric Inc.	260	Corrigan Co. Mechanical Contractors	318	Fenton Rigging	518
Ascher Brothers Co. Inc.	409	Brodie Contractors Inc.	536	CR Lighting & Electric Inc.	531	Ferguson	376
Aschinger Electric Co.	404	Dee Brown Inc.	530	Dee Cramer Inc.	461	Ferguson Trenching Co.	483
ASRC Industrial	31	Buesing Corp.	359	F.L. Crane & Sons Inc.	255	Feyen Zylstra LLC	239
Associated Construction and Engineering Inc.	394	Builders Plus Inc.	489	Crawford Tracey Corp.	534	Fiore & Sons Inc.	317
Associated Mechanical Contractors Inc.	442	Building Control Integrators	588	Critchfield Mechanical Inc.	103	Fisk Electric Co.	121
Associated Mechanical Contractors Inc.	568	Buist Electric Inc.	332	J. Crompton Electric Inc.	473	FitzGerald & Sons Plumbing Co.	597
ATI	127	The Bulldog Group Inc.	354	Crown Corr Inc.	106	Five Star Electric Corp.	79
Atkore/Unistrut Construction	402	W.T. Byler Co. Inc.	64	CSE	463	Flagger Force Traffic Control Services	316
Atlantic Constructors Inc.	192	C		Cullum Mechanical Construction Inc.	470	Florence Electric LLC	398
Atlantic Electric LLC	511	C3M Power Systems LLC.	322	Cummings Electrical LP	175	Fly & Form Structures Inc.	256
ATS Drilling Inc.	576	Cache Valley Electric Co.	40	Cupertino Electric Inc.	17	Flynn Group of Cos.	29
Avalotis Corp.	449	California Drywall Co.	130	CVC Holding Corp.	168	Foundation Constructors Inc.	344
B		California Sheet Metal Works Inc.	521	D		Fountain Construction Co. Inc.	450
B&B Electrical Contractors Inc.	557	Cannon & Wendt Electric Co. Inc.	346	Danella Cos. Inc.	81		
B&J Contractors Inc.	231			Dant Clayton	364		

Where To Find the Top 600

FIRM	RANK	FIRM	RANK	FIRM	RANK	FIRM	RANK
Freestate Electrical Cos.	122	Hermanson Co., LLP	147	Kasselman Electric Co. Inc.	456	M.G. McGrath Inc.	279
W.L. French Excavating Corp.	235	Hill Mechanical Corp.	87	L. Keeley Construction	118	McHugh Concrete Construction Inc.	264
Fresh Meadow Mechanical Corp.	208	HIS Constructors Inc.	466	Keller North America	13	McInnis Electric Co.	570
Frischhertz Electric Co. Inc.	399	Hi-Tech Electric Inc.	283	JH Kelly	83	McKamish Inc.	293
G		Hodess Cleanroom Construction	478	Kelso-Burnett Co.	214	McKenney's Inc.	66
G.M. McCrossin Inc.	348	The Holbrook Co. Inc.	516	Kent Cos. Inc.	86	McKinstry	33
Gaines & Co.	290	Hoover Construction Co.	541	Keystone Concrete	58	MCM Management Corp.	305
Gaylor Electric Inc.	99	Humphrey & Associates Inc.	271	KHS&S Contractors	76	MDU Construction Services Group Inc.	11
General Sheet Metal	439	Hunt Electric Corp.	57	Kiely Family of Cos.	202	Meisner Electric Inc.	384
George E. Masker Inc.	490	Hussung Mechanical Contractors Inc.	327	Kimbel Mechanical Systems Inc.	240	Menard Group USA	300
Geo-Solutions Inc.	421	Hypower Inc.	277	Kimmins Contracting Corp.	340	Adrian L. Merton Inc.	491
Gibson Landscape Services Inc.	562	I		King of Texas Roofing Co. LP	519	Metro Mechanical Inc.	528
Giroux Glass	405	Icon Mechanical	242	KL&A Engineers & Builders	599	Mid-City Electric/Technologies	339
Richard Goettle Inc.	308	IES Holdings Inc.	23	Koontz Electric Co. Inc.	430	Mid-Continental Restoration Co.	499
Goyette Mechanical Co.	285	IHP Industrial Inc.	582	Kovach Enclosure Systems	369	Midstate Mechanical Inc.	471
Graham County Land Co. LLC	413	IMS Masonry Inc.	423	KPost Roofing & Waterproofin	342	Midwest Drywall Co. Inc.	325
Graydaze Contracting Inc.	415	Independence Excavating Inc.	134	KSW Mechanical LLC	173	Midwest Steel	183
Grazzini Brothers & Co.	505	Infinity Contractors Int'l Ltd.	556	L		Midwest Steel Co. Inc.	549
John E. Green Co.	145	Inglett & Stubbs	141	Lake Erie Electric Cos.	150	Miller Bonded Inc.	590
Greenberry Industrial LLC	221	Intech Contracting	564	Lakeshore Environmental Contractors LLC	598	Miller Electric Co.	100
Gregory Electric Co. Inc.	397	Integrated Facility Services Inc.	353	Landmark Construction Co. Inc.	349	Miller Electric Co.	72
Greiner Electric LLC	422	Integrated Service Co. LLC (InServ)	75	Largo Concrete Inc.	51	Miller Insulation Co. Inc.	330
Gribbins Insulation Co. Inc.	487	Interior Contractors Inc. LLC	510	Latite Roofing LLC	373	Miller Sierra Contractors Inc.	186
Griffin Dewatering	477	Interior Technology Inc.	595	Lee Drywall Inc.	585	MillerClapperton	417
D.H. Griffin Wrecking Co. Inc.	206	International Asbestos Removal Inc.	443	LEED Electric Inc.	586	MKD Electric Inc.	315
Wayne J. Griffin Electric Inc.	80	Interstate Mechanical Corp.	446	Legacy Mechanical Inc.	584	MMC Contractors	56
Group Builders Inc.	372	Interstates Inc.	149	Dorvin D. Leis Co. Inc.	165	MMR	28
Grundman Mechanical Systems Inc.	583	Intex Electrical Contractors Inc.	379	Leland Collier Electric Co.	472	Mona Electric Group Inc.	209
GSL Electric	434	INTREN	49	Letsos Co.	257	R.T. Moore Co. Inc.	249
Guarantee Electrical Co.	156	IPS (Industrial Power Systems)	216	Level 5 Inc.	243	Morris-Shea Bridge Co. Inc.	187
W.B. Guimarin & Co. Inc.	563	Irex Contracting Group	136	Limbach Holdings LLC	44	The Morse Group Inc.	148
H		ISC Constructors LLC	54	Lithko Contracting LLC	27	Motor City Electric Co.	89
H2I Group	197	ISEC Inc.	59	Long Painting Co.	524	MSL Electric Inc.	550
HACI Mechanical Contractors Inc.	383	Ivey Mechanical Co. LLC	164	LPR Construction Co.	338	MTech Mechanical	210
Haley-Greer Inc.	467	J		Ludvik electric Co.	170	Murphy Co. Mechanical Contractors and Engineers	88
Hampshire Fire Protection Co. LLC	569	J&E Companies	251	Luse Contracting Group	538	Murray Co.	73
Harder Mechanical Contractors Inc.	46	J. Derenzo Co.	120	M		Muth Electric Inc.	298
Hardrock Concrete Placement Co. Inc.	319	Jacobson & Co. Inc.	215	MacDonald Miller Facility Solutions	70	MYR Group Inc.	8
Hargrove Electric Co.	558	JAX Refrigeration Inc.	361	Malcolm Drilling Co. Inc.	52	N	
Harmon Inc.	112	JD Consulting LLC dba JD Traditional Industries	589	Manafort Brothers	160	National Coatings Inc.	571
Harris	43	JDC Demolition Co. Inc.	400	W.D. Manor Mechanical Contractors	407	National Construction Enterprises Inc.	167
Harrison Contracting Co. Inc.	438	Jerry Thompson & Sons	425	Marr Scaffolding Co.	520	National Enclosure Co. LLC	544
Hatzel & Buehler Inc.	65	JMEG LLC	154	Martin Petersen Co. Inc.	329	Nations Roof	139
HB Global LLC	146	Johnson and Jordan Inc.	378	H.J. Martin and Son	196	Nevell Group Inc.	101
Heartland Acoustics & Interiors Inc.	593	Johnson-Davis Inc.	503	Masonry Builders Inc.	567	New England Finish Systems LLC	269
Helix Electric Inc.	32	Joslin Construction	313	Massey's Plate Glass & Aluminum Inc.	211	New River Electrical Corp.	71
Hellas Construction Inc.	102	JRCRUZ Corp.	204	MasTec Inc.	3	Newkirk Electric Associates Inc.	176
Heller Electric Co. Inc.	418	K		Mayers Electric Co. Inc.	587	The Newton Group	48
Helm Group	111	K&K Iron Works LLC	525	MB Mechanicals Holdings	153	Nicholson Construction Co.	259
Hemma Concrete Inc.	309	K&S Air Conditioning Inc.	527	McCarl's LLC	263	D. W. Nicholson Corp.	572
JB Henderson Construction	152	Kalkreuth Roofing & Sheet Metal	230	McCossin Foundations LLC.	533	Nickle Electrical Cos.	475
Henkels & McCoy Inc.	14	Karsten Interior Services	457	O.C. McDonald Co. Inc.	532	Nooter	38
HEPACO LLC	199			The McDougall Family of Cos.	238	North American Dismantling Corp.	485

Where To Find the Top 600

FIRM	RANK	FIRM	RANK	FIRM	RANK	FIRM	RANK		
Northland Concrete & Masonry Co. LLC	184	R		Southland Industries	20	Van Ert Electric Co. Inc.	268		
NorthStar	35			Sowles Co.	387	Van Kirk & Sons Pools & Spas	537		
NSC	555		R & R Window Contractors Inc.	600	Spacecon Specialty Contractors LLC	482	Vaughn Industries LLC	185	
O			Rachel Contracting	299	Specialty Finishes Inc.	551	Veit & Co. Inc.	142	
			Railroad Construction Co. Inc.	177	Spectra Electrical Services Inc.	574	Vellutini Corp., dba Royal Electric Co.	289	
	O'Connell Electric Co. Inc.	96	RAM Acoustical Corp.	548	Spectrum Mechanical & Service Contractors LLC	526	Ventana	244	
	Oil Capital Electric	311	J. Ranck Electric Inc.	347	Standard Drywall Inc.	77	Venus Construction Co.	389	
	Oklahoma Electrical Supply Co.	234	W.A. Rasic Construction Co. Inc.	248	Stark Excavating Inc.	324	Vidimos Inc.	540	
Old North State Masonry LLC	565	The Raymond Group	126	The State Group	93	W			
Orndorff & Spaid Inc.	403	Red Cedar Steel Erectors Inc.	529	SteelFab Inc.	24				
O'Rourke Wrecking Co.	515	A.O. Reed & Co.	218	Sterling Environmental Corp.	581		W&W Glass LLC	181	
Osburn Contractors LLC.	94	Reliance Interiors Inc.	553	Structural Group	41		Wachter Inc.	107	
P		Rembco Geotechnical Contractors Inc.	535	Sun Valley Masonry Inc.	335		E.S. Wagner Co.	245	
		Remedial Construction Services, LP	179	Suntec Concrete	69	Walker Engineering Inc.	62		
	P.A.L. Environmental Safety Corp.	205	RHP Mechanical Systems dba of Ray		Sunwest Electric Inc.	435	Ward Electric Co. Inc.	350	
	P1 Group Inc.	92	Heating Products Inc.	464	Superior Gunitite	495	R. W. Warner Inc.	433	
	Pacific Rim Mechanical Contractors Inc.	198	Riggs Distler & Co. Inc.	68	Superior Rigging & Erecting Co. Inc.	420	Washington Iron Works	363	
Pacific Steel Group	67	RK Mechanical Inc.	95	Sure Steel Inc.	267	Wayne Brothers Cos.	225		
Pacific Structures Inc.	133	RKS Plumbing and Mechanical	480	K.R. Swerdfeger Construction Inc.	362	Wayne's Roofing Inc.	454		
Palmetto Automatic Sprinkler Co. Inc.	501	Rock Solid Stabilization and Reclamation Inc.	366	The Systems Group	341	WDF Inc.	113		
Pan-Pacific Mechanical	74	The Rockwell Group Inc.	578	T		Weifield Electrical Contracting	282		
Alex E. Paris Contracting Co.	236	Rogers	98		TEC Industrial	194	West Valley Construction Co. Inc.	174	
Patriot Erectors LLC	296	Rommel Construction Group	219		Tarlton and Son Inc.	436	Western Allied Corp.	368	
PayneCrest Electric	169	The Roof Depot Inc.	380		TAS Commercial Concrete Construction LLC	84	Western Partitions Inc. (WPI)	91	
Penhall Co.	129	Roofing Solutions LLC	508		Taylor Electric Inc.	345	Western Specialty Contractors	124	
Penington Painting Co.	539	Rosendin Electric	10	TDIndustries	45	White Electrical Construction Co.	252		
John A. Penney Co. Inc.	281	Rotolo Consultants Inc.	497	TEAM Industrial Services Inc.	19	Wiegmann Associates	546		
Performance Contracting Group Inc.	15	Ruston Paving Co. Inc.	367	Terry's Electric Inc.	440	TJ Wies Contracting Inc.	292		
PerLectric Inc.	270	Ruttura & Sons Construction Co. Inc.	265	Texas Scenic Co. Inc.	469	The Williams Group	227		
Perreca Electric Co. Inc.	382	Ryan Inc. Central	171	Thomarios	390	Wilson Electric Services Corp.	223		
Persons Services Corp.	494	S		Thomas Industrial Coatings Inc.	455	Winston Electric Inc. dba Acme Electric Co.	429		
Peterson Mechanical Inc.	452		S & F Concrete Contractors Corp.	114	Thompson Electric Co.	331	Winter Environmental, a Division of The Winter		
Petillo Inc.	188		S&Y Group Inc. (formerly Swanson & Youngdale)	371	Thorne Associates Inc.	427	Construction Co.	592	
Philadelphia D&M	261		Sargent Electric Co.	201	Tilson	258	The Witmer Group	560	
Philips Brothers Electrical Contractors Inc.	424		Sauer Holdings Inc.	161	TLC Diversifite	444	Wolfrum Roofing & Exteriors	596	
Piedmont Mechanical Inc.	575	Schlouch Inc.	288	W.G. Tomko Inc.	253	Wyatt	158		
Pioneer Cladding & Glazing Systems Inc.	314	Schreiber Corp.	336	Traffic Control Devices Inc.	326	Wyatt Inc.	385		
The PIPCO Cos. Ltd.	554	Schuff Steel Co.	55	Traf-Tex Inc.	566	X			
Pittsburg Tank & Tower Group Inc.	320	Schwager Davis Inc.	458	Tri-City Electric Co. of Iowa	163				
Plateau Excavation Inc.	104	SDB Inc.	302	Tri-City Electrical Contractors Inc.	105		Xcel Mechanical Systems Inc.	447	
Polk Mechanical Co. LLC	232	Seedorff Masonry Inc.	542	The Tri-M Group LLC	250		Y		
Power Design	30	Select Demo Services LLC	304	Trinity Drywall and Plastering Systems	365				
Poynter Sheet Metal	328	Sentinel Safety & Security Group LLC	476	Truesdell Corp.	375	YTG LLC		193	
Precision Concrete Construction Inc.	237	Seretta Construction	286	U					
Precision Environmental Co.	453	Sessler Cos.	498		U.S. Engineering	63			
Precision Walls Inc.	119	Shelley Electric Inc.	513		United Chester Industries Inc., dba United				
Premier Electrical Corp.	352	Shields Inc.	591		Mechanical	465			
Prime Controls	203	Sierra Pacific West Inc.	462		United Forming Inc.	276			
Primoris Services Corp.	6	Slack & Co. Contracting Inc.	479	United Riggers	561				
PRISM Spectrum Holdings LLC	241	Sloan Security Group Inc.	580	Universal Builders Supply LLC	295				
Pro-Craft Construction Inc.	488	SME Steel	60	Universal Plant Services Inc.	37				
Q		John Smith Masonry	507	V					
	Quality Interiors Inc.	579	SOEP Painting Corp.		502	Valiant Energy Service LLC	414		
	Quanta Services	1	Southern Air Inc.		195	Valley Electric Co. of Mt. Vernon Inc.	108		
	QuestMark, a Division of CentiMark Corp.	287							